



US00D895940S

(12) **United States Design Patent** (10) **Patent No.:** **US D895,940 S**  
**Ledbetter** (45) **Date of Patent:** **\*\* Sep. 15, 2020**

(54) **BOOT**

(71) Applicant: **LaCrosse Footwear, Inc.**, Portland, OR (US)

(72) Inventor: **Christopher Wayne Ledbetter**, Vancouver, WA (US)

(73) Assignee: **LaCrosse Footwear, Inc.**, Portland, OR (US)

(\*\*) Term: **15 Years**

(21) Appl. No.: **29/693,895**

(22) Filed: **Jun. 5, 2019**

**Related U.S. Application Data**

(63) Continuation of application No. 29/643,669, filed on Apr. 10, 2018, now Pat. No. Des. 858,046.

(51) **LOC (12) Cl.** ..... **02-04**

(52) **U.S. Cl.**  
USPC ..... **D2/911; D2/912; D2/970**

(58) **Field of Classification Search**  
USPC ..... D2/896-900, 909-912, 920, 943, 946, D2/969, 970-974

CPC ..... A43B 23/07; A43B 3/16; A43B 23/00; A43B 23/02; A43B 5/04; A43B 3/02  
See application file for complete search history.

(56) **References Cited**

**U.S. PATENT DOCUMENTS**

D347,108 S \* 5/1994 Foster ..... D2/911  
D354,164 S \* 1/1995 Werman ..... D2/970

D367,354 S 2/1996 Brooks et al.  
D368,361 S 4/1996 Brooks et al.  
D380,599 S 7/1997 Brooks et al.  
D382,992 S \* 9/1997 Chiu ..... D2/912  
D407,196 S 3/1999 Brooks  
D447,322 S 9/2001 Auberry  
D667,209 S \* 9/2012 Castellon ..... D2/912  
D687,219 S \* 8/2013 Anderson ..... D2/912  
D703,420 S \* 4/2014 Truelsen ..... D2/912  
D737,035 S \* 8/2015 Nakano ..... D2/911  
D825,910 S \* 8/2018 Nelson ..... D2/970  
D858,046 S 9/2019 Ledbetter

\* cited by examiner

*Primary Examiner* — Rashida C. Walshon

(74) *Attorney, Agent, or Firm* — Perkins Coie LLP

(57) **CLAIM**

The ornamental design for a boot, as shown and described.

**DESCRIPTION**

FIG. 1 is a perspective view of the first embodiment of a boot showing our new design.  
FIG. 2 is a right-side perspective view thereof.  
FIG. 3 is a left-side perspective view thereof.  
FIG. 4 is a front perspective view thereof.  
FIG. 5 is a rear perspective view thereof.  
FIG. 6 is a top perspective view thereof; and,  
FIG. 7 is a bottom perspective view thereof.  
The broken lines in the drawings represent portions of the boot that form no part of the claim.

**1 Claim, 7 Drawing Sheets**





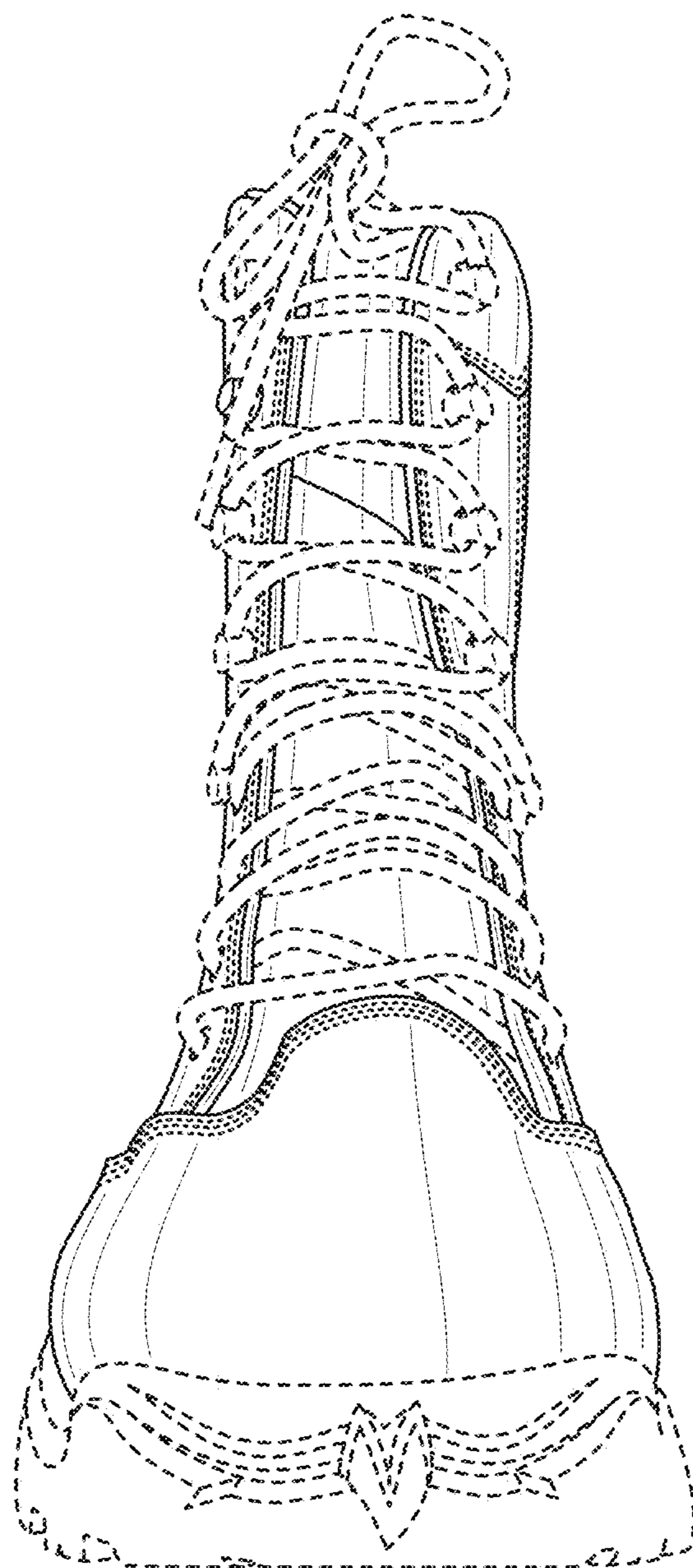
*Fig. 1*



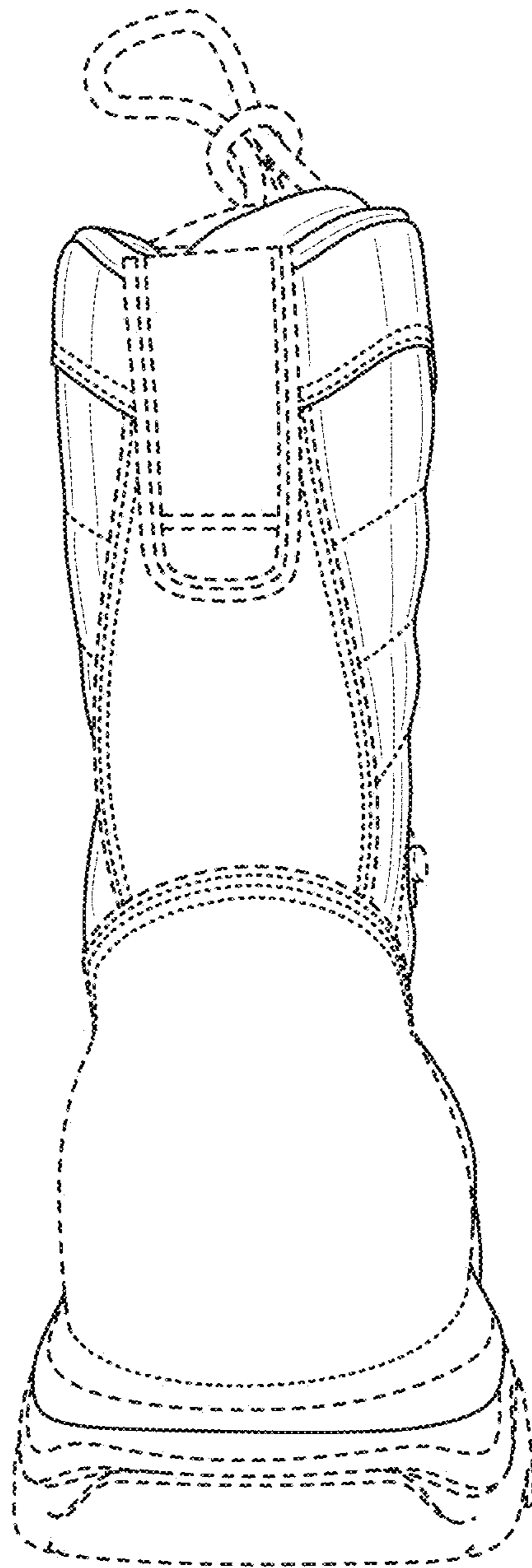
*Fig. 2*



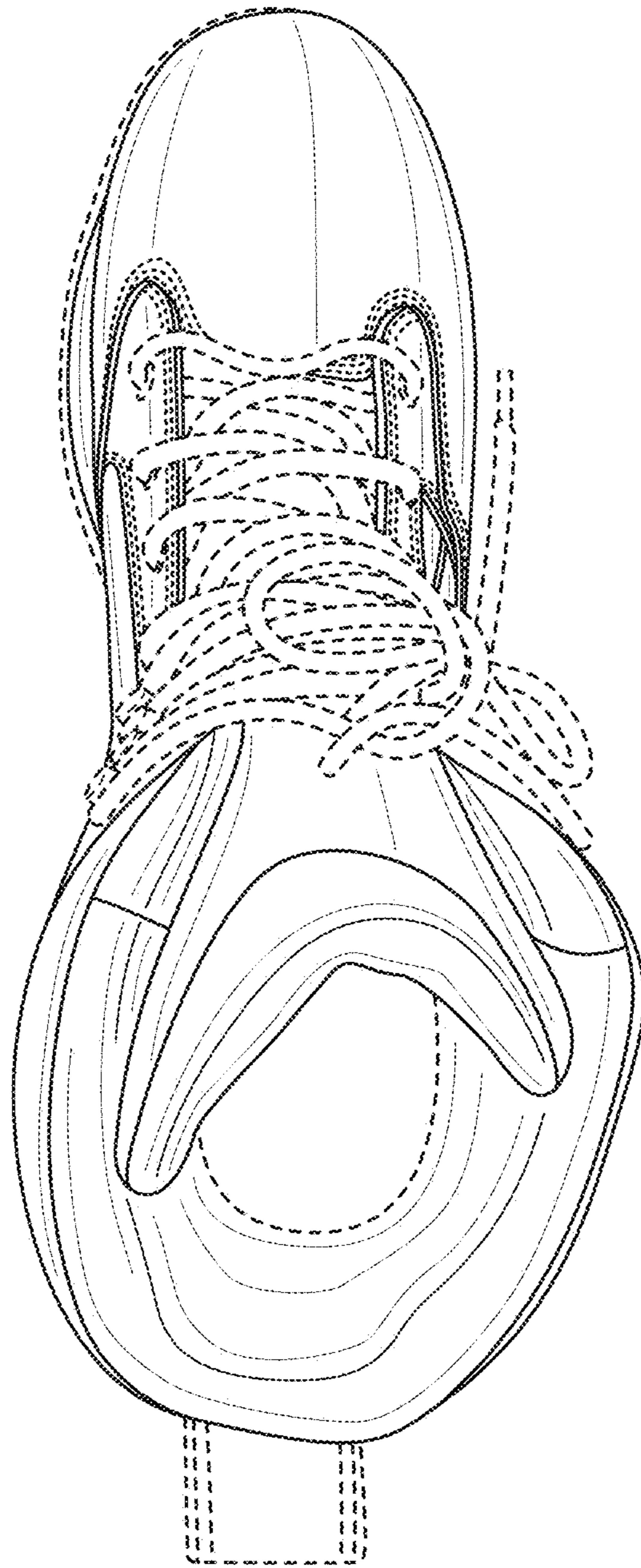
*Fig. 3*



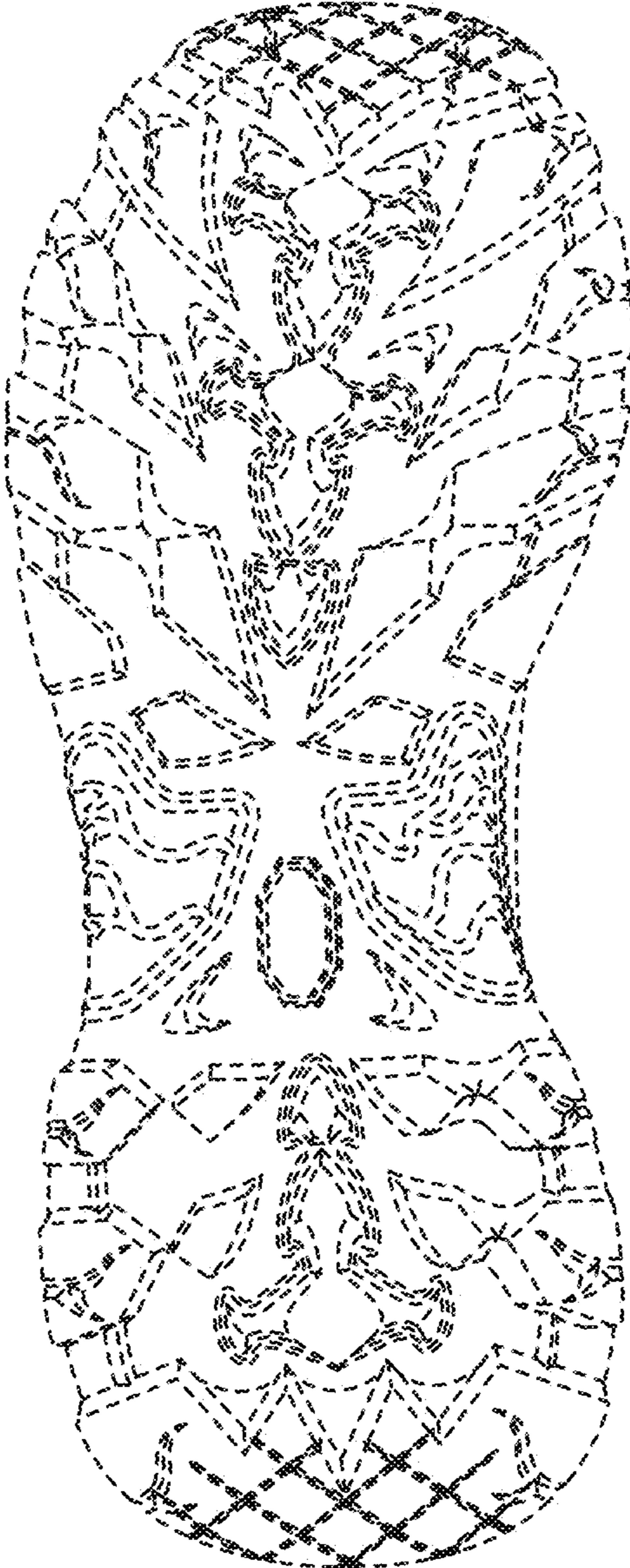
*Fig. 4*



*Fig. 5*



*Fig. 6*



*Fig. 7*