



US00D895926S

(12) **United States Design Patent**
Toussaint

(10) **Patent No.:** **US D895,926 S**
(45) **Date of Patent:** **** Sep. 15, 2020**

(54) **FOOD PRODUCT**

(71) Applicant: **FLAMM TOP**, Sarrebourg (FR)

(72) Inventor: **Frederic Toussaint**, Kintzheim (FR)

(73) Assignee: **FLAMM TOP**, Sarrebourg (FR)

(**) Term: **15 Years**

(21) Appl. No.: **29/674,205**

(22) Filed: **Dec. 20, 2018**

(51) **LOC (12) Cl.** **01-01**

(52) **U.S. Cl.**

USPC **D1/124**; D1/129; D1/130

(58) **Field of Classification Search**

USPC D1/100–130, 199; 426/94, 104, 138,
426/143, 144, 274, 283, 303, 391, 512,
426/514, 518, 549; D6/597, 601;
D7/675, 560, 566, 568, 602, 628;
D24/101–104; D28/8.1, 8.2; D21/801,
D21/803, 808, 809; 441/40, 80, 129–132
CPC A23L 1/0067; A23L 1/005; A23L 1/0052;
A23L 1/217; A23G 9/48; A23G 3/54;
A23V 2002/00

See application file for complete search history.

(56) **References Cited**

U.S. PATENT DOCUMENTS

D90,954 S * 10/1933 Peterson D1/124
3,190,758 A * 6/1965 Hauf A21B 5/02
426/391
4,020,184 A * 4/1977 Chesner A21D 13/31
426/19
D300,381 S * 3/1989 Cutone D1/129
D309,521 S * 7/1990 Eureka D1/126
D313,108 S * 12/1990 Rieth D1/130
D343,548 S * 1/1994 Helfer D7/387
D354,613 S * 1/1995 Kreger 426/76

D376,466 S * 12/1996 Ricke D1/124
D473,993 S 5/2003 Hayes-Jacobson et al.
D549,426 S * 8/2007 Fu D1/122
D659,346 S * 5/2012 Augis D1/129
D772,526 S 11/2016 Howe et al.
D822,317 S 7/2018 Colquhoun et al.
2003/0183089 A1 * 10/2003 Blackburn A21B 3/135
99/432
2010/0239719 A1 * 9/2010 Matthews A21D 13/41
426/94

OTHER PUBLICATIONS

Michelle. "15 Pretty Ways to Finish Pie Crust Edges." The Gracious Wife. Nov. 1, 2015. Web. Jun. 4, 2020. <<https://www.thegraciouswife.com/15-pretty-ways-to-finish-pie-crust-edges/>>.*

* cited by examiner

Primary Examiner — Katie Jane Stofko

(74) *Attorney, Agent, or Firm* — Craft Chu PLLC;
Andrew W. Chu


(57) **CLAIM**

The ornamental design for a food product, as shown and described.

DESCRIPTION

FIG. 1 is a front, top perspective view of a food product showing my design;
FIG. 2 is a top plan view thereof;
FIG. 3 is a front elevation view thereof;
FIG. 4 is a bottom plan view thereof;
FIG. 5 is back elevation view thereof;
FIG. 6 is a left side elevation view thereof; and,
FIG. 7 is a right side elevation view thereof.
The broken lines shown in FIGS. 1-4 illustrate portions of the food product that form no part of the claimed design.

1 Claim, 2 Drawing Sheets



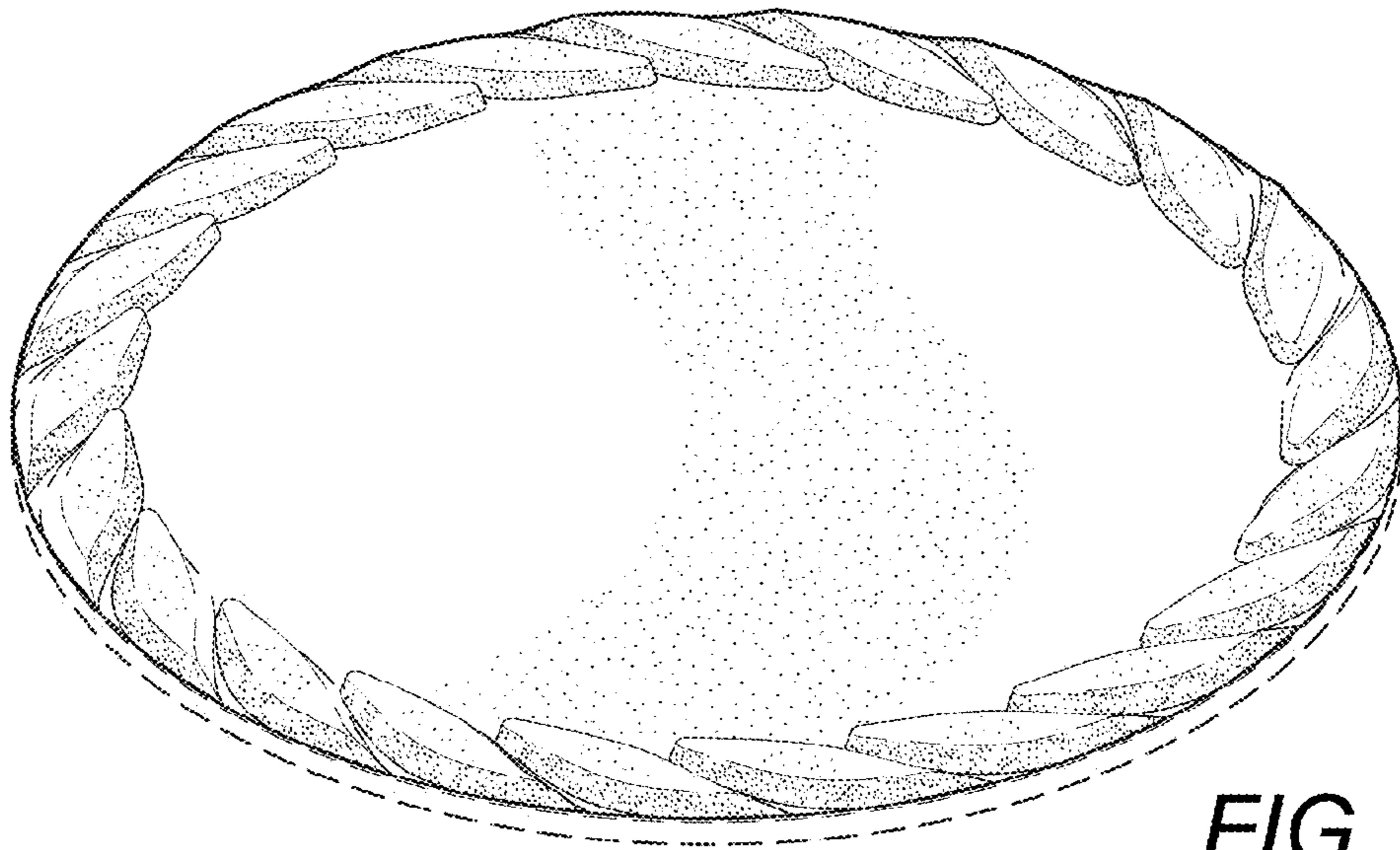


FIG. 1

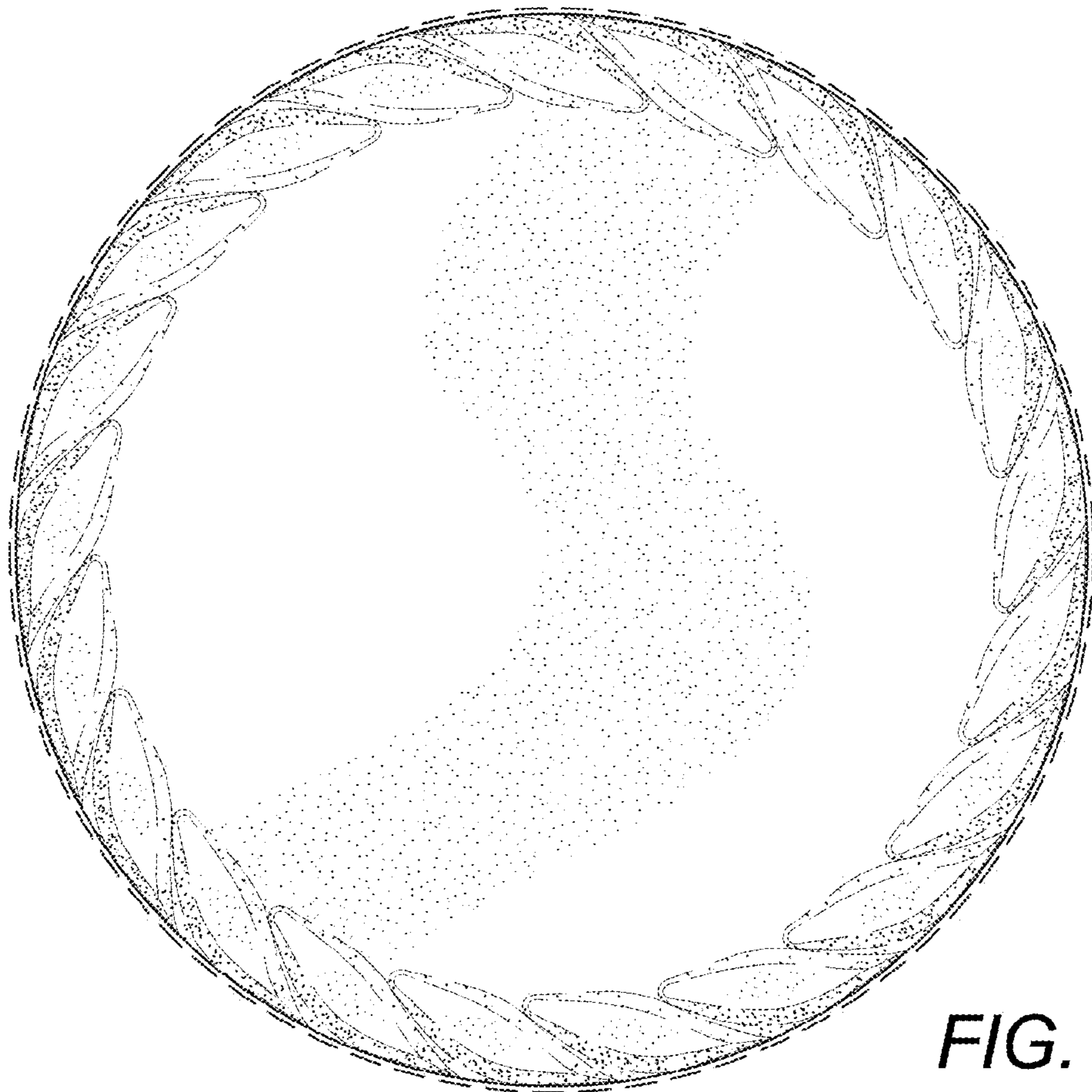


FIG. 2




FIG. 3

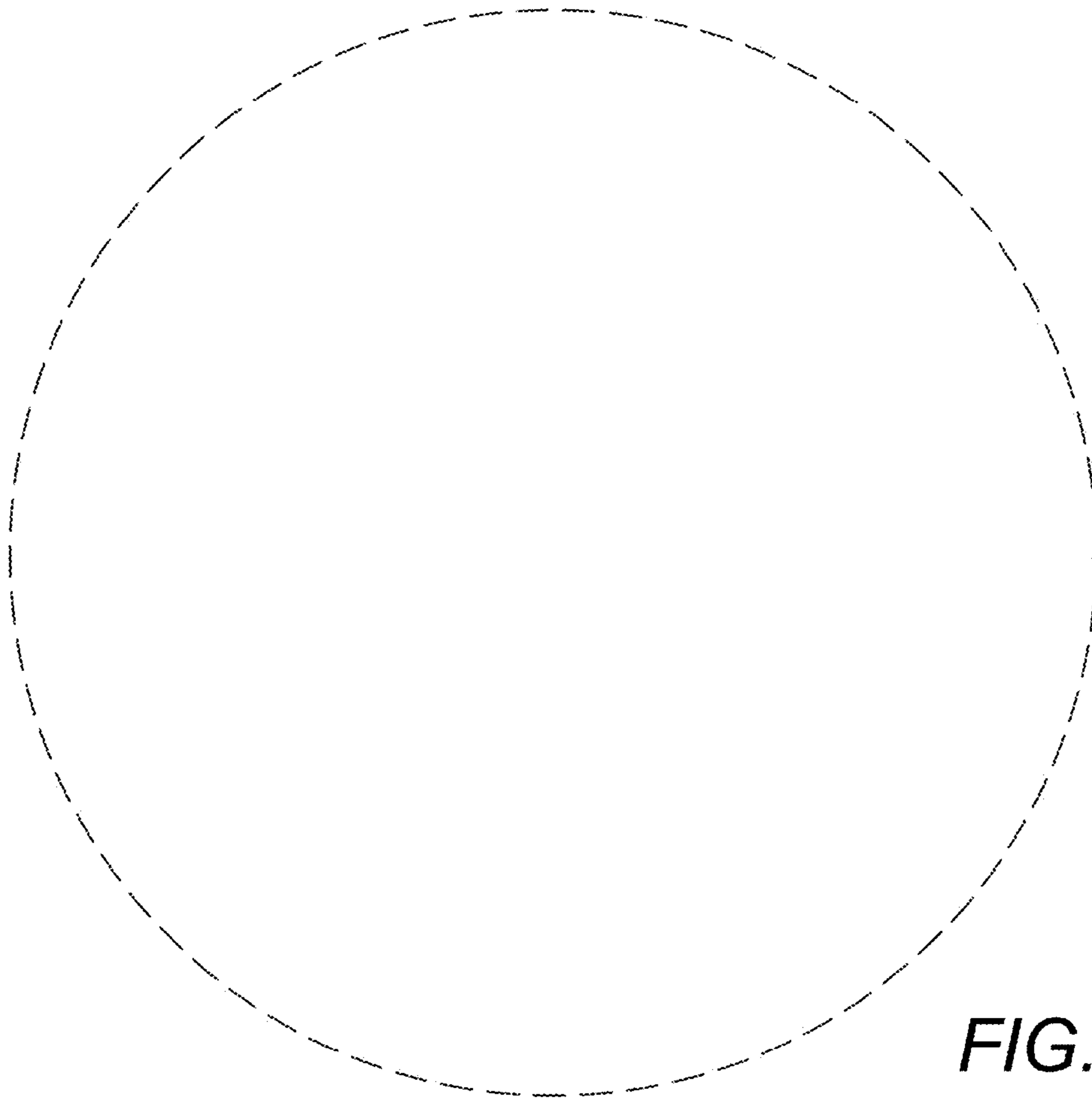


FIG. 4




FIG. 5



FIG. 6



FIG. 7