



US00D895917S

(12) **United States Design Patent**
Hiltenbrand

(10) **Patent No.:** **US D895,917 S**

(45) **Date of Patent:** **** Sep. 8, 2020**

(54) **CLEANING APPLIANCE**

9/1272; A61K 9/145; A61K 9/146; A61K
9/7023; A46B 11/066

(71) Applicant: **Kuhn Rikon AG**, Rikon im Tosstal
(CH)

See application file for complete search history.

(72) Inventor: **Valeria Hiltenbrand**, Winterthur (CH)

(56) **References Cited**

(**) Term: **15 Years**

U.S. PATENT DOCUMENTS

(21) Appl. No.: **35/507,013**

D409,336	S *	5/1999	Stein	D28/63
D426,690	S *	6/2000	Sakai	D32/43
7,198,050	B2 *	4/2007	Gopou	A45D 7/00
					132/210
7,244,170	B2 *	7/2007	Woo	B24B 55/102
					451/527
D633,672	S *	3/2011	McKnight	D32/40
D773,828	S *	12/2016	Brenner	D32/40
D844,271	S *	3/2019	Stewart	D32/40
D848,102	S *	5/2019	Carlson	D32/40
D850,041	S *	5/2019	Endle	D32/40
D851,344	S *	6/2019	Carlson	D32/40
D862,020	S *	10/2019	Gorrell	D32/40
D864,507	S *	10/2019	Stoughton	D32/40

(22) Filed: **Dec. 27, 2018**

(80) **Hague Agreement Data**

Int. Filing Date: **Dec. 27, 2018**

Int. Reg. No.: **DM/200607**

Int. Reg. Date: **Dec. 27, 2018**

Int. Reg. Pub. Date: **Jun. 28, 2019**

(Continued)

(51) **LOC (12) Cl.** **07-05**

(52) **U.S. Cl.**
USPC **D32/40**

(58) **Field of Classification Search**
USPC D32/40-46, 50-52
CPC A61K 2300/00; A61K 31/5377; A61K
31/404; A61K 31/4155; A61K 31/4439;
A61K 31/496; A61K 33/08; A61K 33/14;
A61K 33/22; A61K 33/42; A61K
39/39558; A61K 45/06; A61K 39/575;
A61K 31/23; A61K 31/282; A61K
31/337; A61K 31/245; A61K 31/4745;
A61K 31/513; A61K 31/519; A61K
31/52; A61K 31/55; A61K 31/551; A61K
31/675; A61K 31/7068; A61K 31/7105;
A61K 31/713; A61K 31/726; A61K
35/768; A61K 38/215; A61K 39/0208;
A61K 47/545; A61K 47/55; A61K 47/60;
A61K 47/64; A61K 47/645; A61K
48/0025; A61K 48/0033; A61K 48/005;
A61K 8/25; A61K 8/31; A61K 8/84;
A61K 8/87; A61K 8/922; A61K 9/0019;
A61K 9/0085; A61K 9/1271; A61K

OTHER PUBLICATIONS

American Products Group, Inc., Online Catalog "Scrubby's", Product "SC007 Standard", retrieved on Dec. 18, 2018 from www.apg2020.com/sc007b.html.

Primary Examiner — Khawaja Anwar

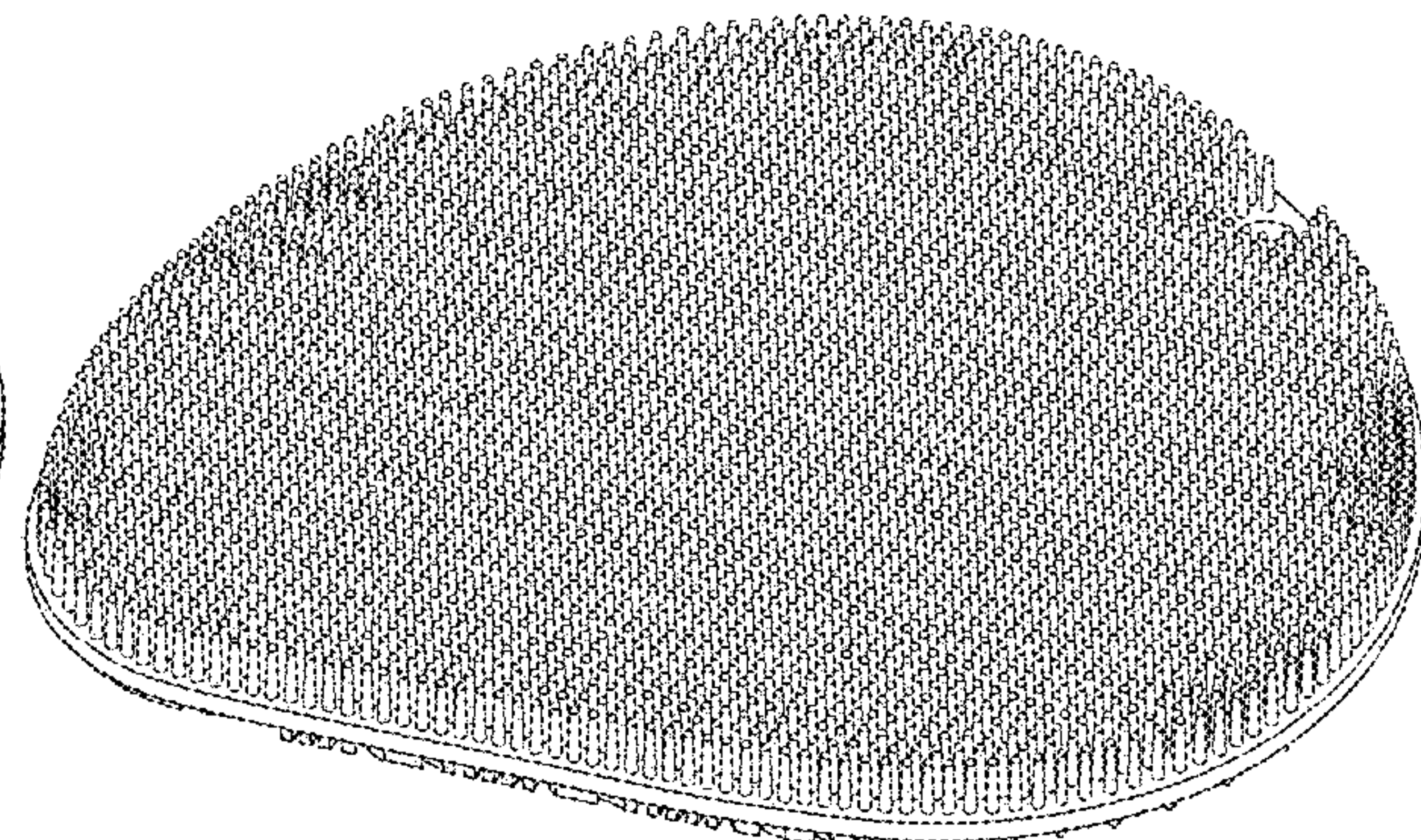
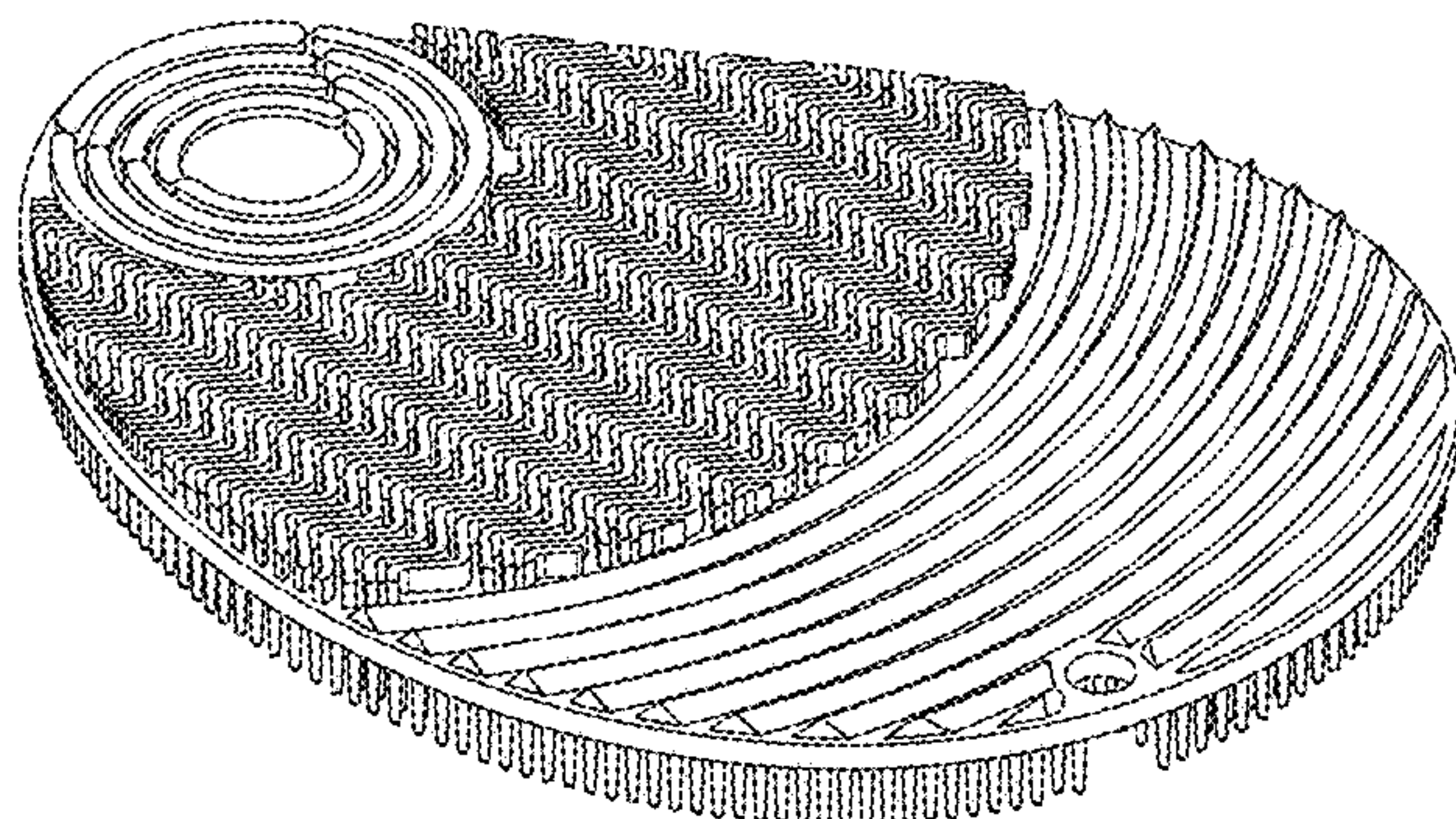
(57) **CLAIM**

The ornamental design for a cleaning appliance, as shown and described.

DESCRIPTION

1. Cleaning appliance
FIG. 1.1 is a perspective view of a cleaning appliance, showing my new design;
FIG. 1.2 is a another perspective view thereof;
FIG. 1.3 is a plan view thereof;
FIG. 1.4 is an opposite side plan view thereof;
FIG. 1.5 is a side elevation view thereof;
FIG. 1.6 is an opposite side elevation view thereof;
FIG. 1.7 is a front elevation view thereof; and
FIG. 1.8 is a rear elevation view thereof.

1 Claim, 8 Drawing Sheets



(56)

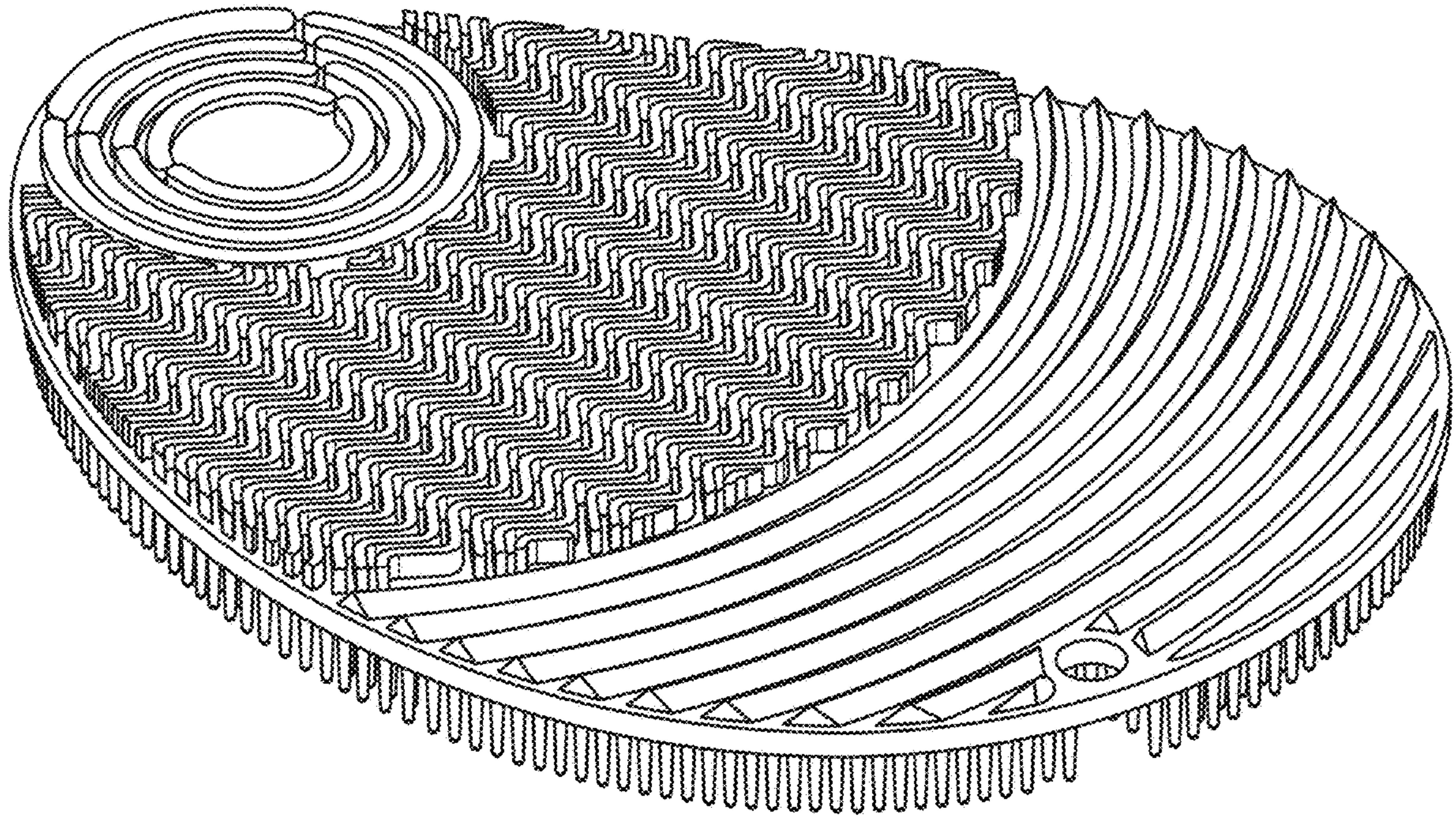
References Cited

U.S. PATENT DOCUMENTS

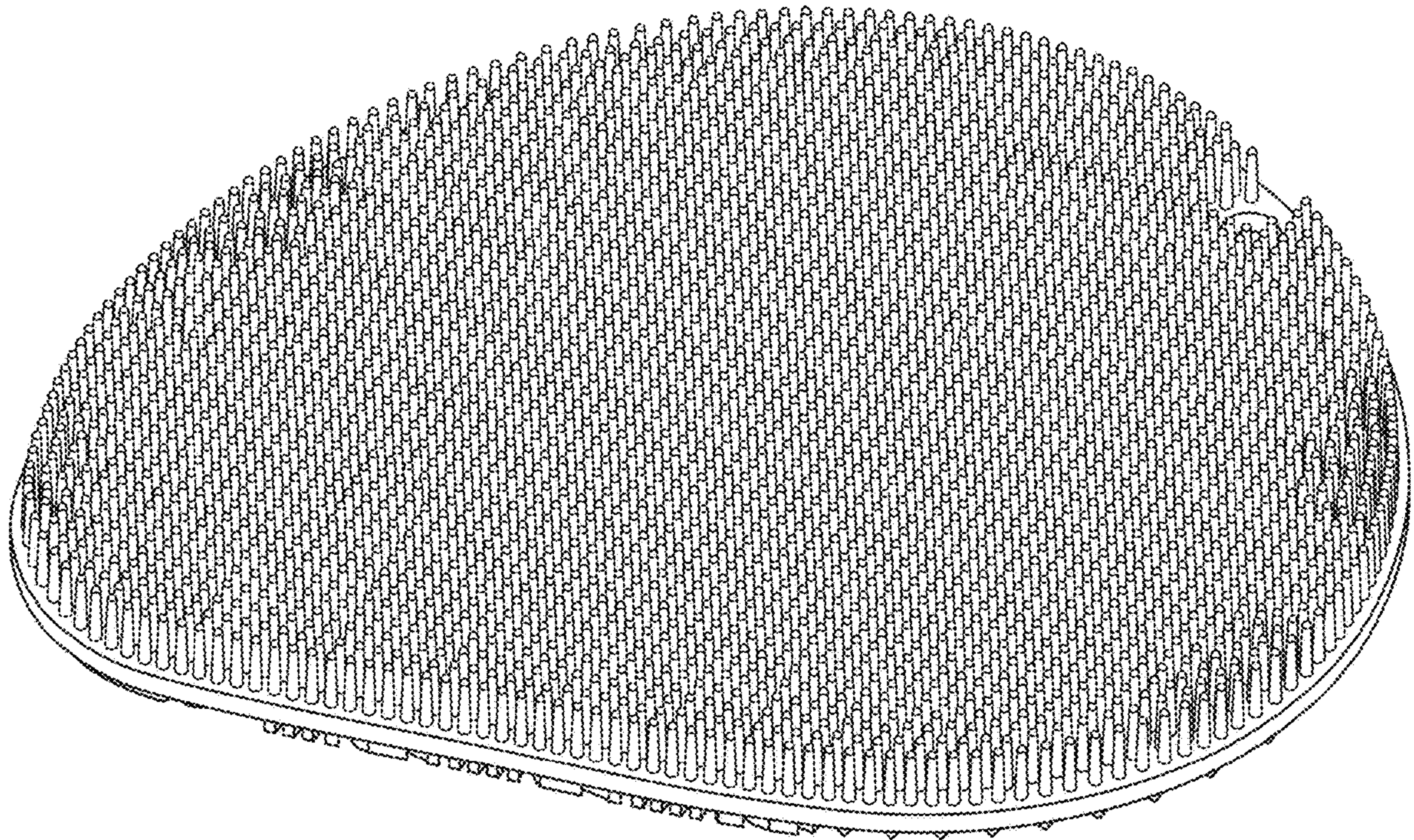
D866,105 S	*	11/2019	Carlson	D32/40
D866,892 S	*	11/2019	Hunt	D32/40
D866,893 S	*	11/2019	Hunt	D32/40
D878,694 S	*	3/2020	Carlson	D32/40

* cited by examiner

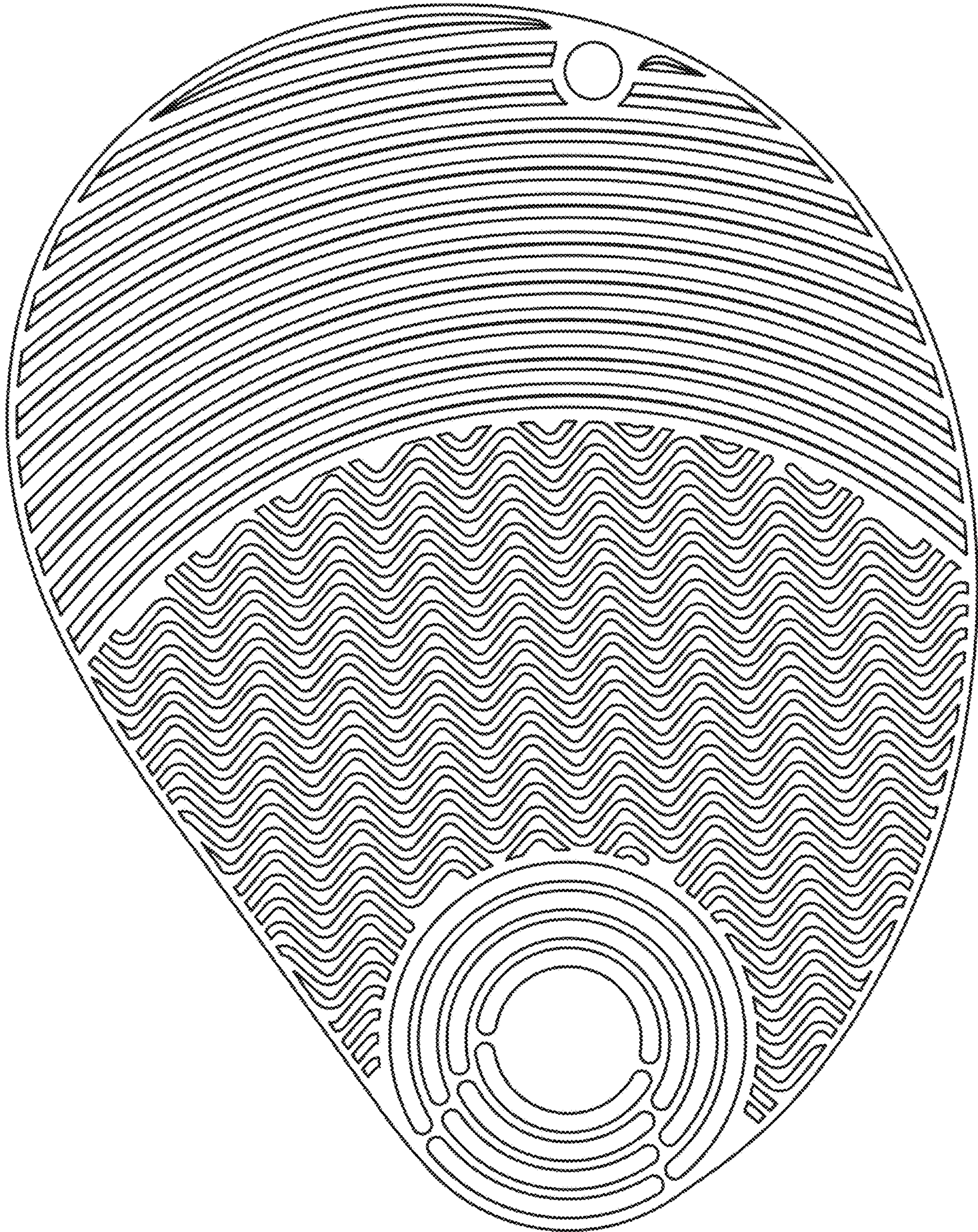
1.1




1.2



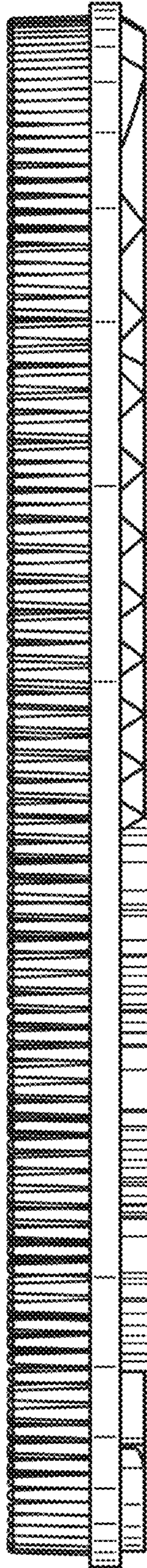
1.3



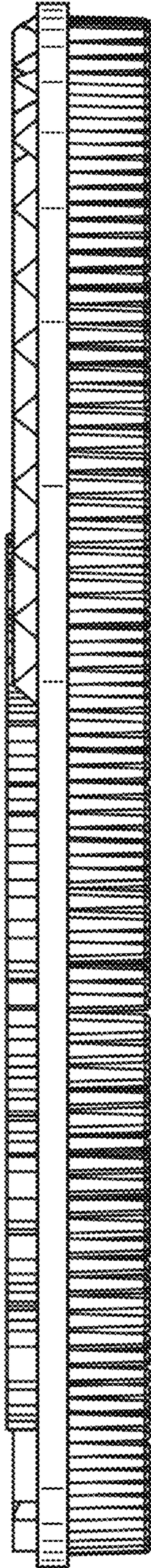
1.4



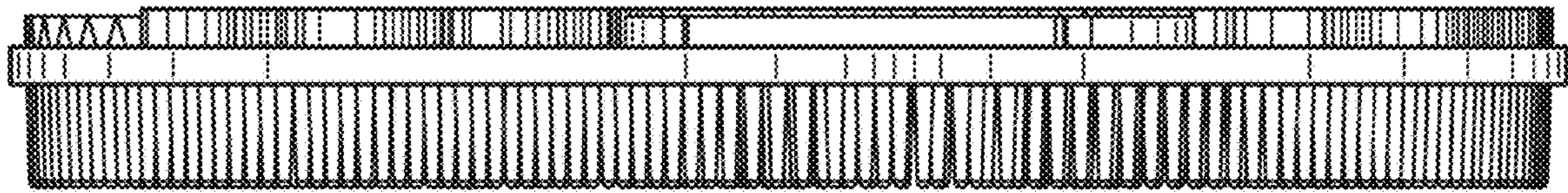
1.5



1.6



1.7



1.8

