



US00D895909S

(12) **United States Design Patent**  
**Yokoyama**

(10) **Patent No.:** **US D895,909 S**

(45) **Date of Patent:** **\*\* Sep. 8, 2020**

(54) **MESSAGE TOOL FOR PET**

D835,858 S \* 12/2018 Tipton ..... D30/159  
D837,464 S \* 1/2019 Park ..... D30/159  
D872,367 S \* 1/2020 Yan ..... D28/54

(71) Applicant: **WATAOKA CO., LTD.**, Hiroshima  
(JP)

(72) Inventor: **Aiko Yokoyama**, Kyoto (JP)

(73) Assignee: **WATAOKA CO., LTD.**, Hiroshima  
(JP)

(\*\*) Term: **15 Years**

(21) Appl. No.: **29/643,961**

(22) Filed: **Apr. 13, 2018**

(30) **Foreign Application Priority Data**

Oct. 18, 2017 (JP) ..... 2017-024746

(51) **LOC (12) Cl.** ..... **30-99**

(52) **U.S. Cl.**  
USPC ..... **D30/158; D30/199**

(58) **Field of Classification Search**

USPC ..... D30/158, 159, 199

CPC ..... A01K 13/00; A01K 13/002; A01K 29/00;  
A45D 24/04; A45D 24/10; A45D 24/16

See application file for complete search history.

(56) **References Cited**

**U.S. PATENT DOCUMENTS**

5,768,709 A 6/1998 Newkirk et al.  
6,834,619 B1 12/2004 Rampersad  
D812,319 S \* 3/2018 Singer ..... D30/159  
D817,560 S \* 5/2018 Tipton ..... D30/159

**OTHER PUBLICATIONS**

“Amazon Simulated Cat Tongue Brush” available Jul. 13, 2019, [online], [site visited Jun. 3, 2020]. Retrieved from Internet, URL:https://us.amazon.com/Simulated-Detangling-Removing-Undercoat-Sensitive/dp/B07RDL2G55/ref=cm\_cr\_ar\_p\_d\_product\_top?ie=UTF8 (Year: 2019).\*

“Youtube video” (via YouTube), available May 31, 2018, [online], [site visited Jun. 3, 2020]. Retrieved from Internet, URL:https://www.youtube.com/watch?v=y2KCsY05RA4&feature=emb\_logo (Year: 2018).\*

\* cited by examiner

*Primary Examiner* — Michael C Stout

*Assistant Examiner* — Katrina N Gonzalez

(74) *Attorney, Agent, or Firm* — Alston & Bird LLP

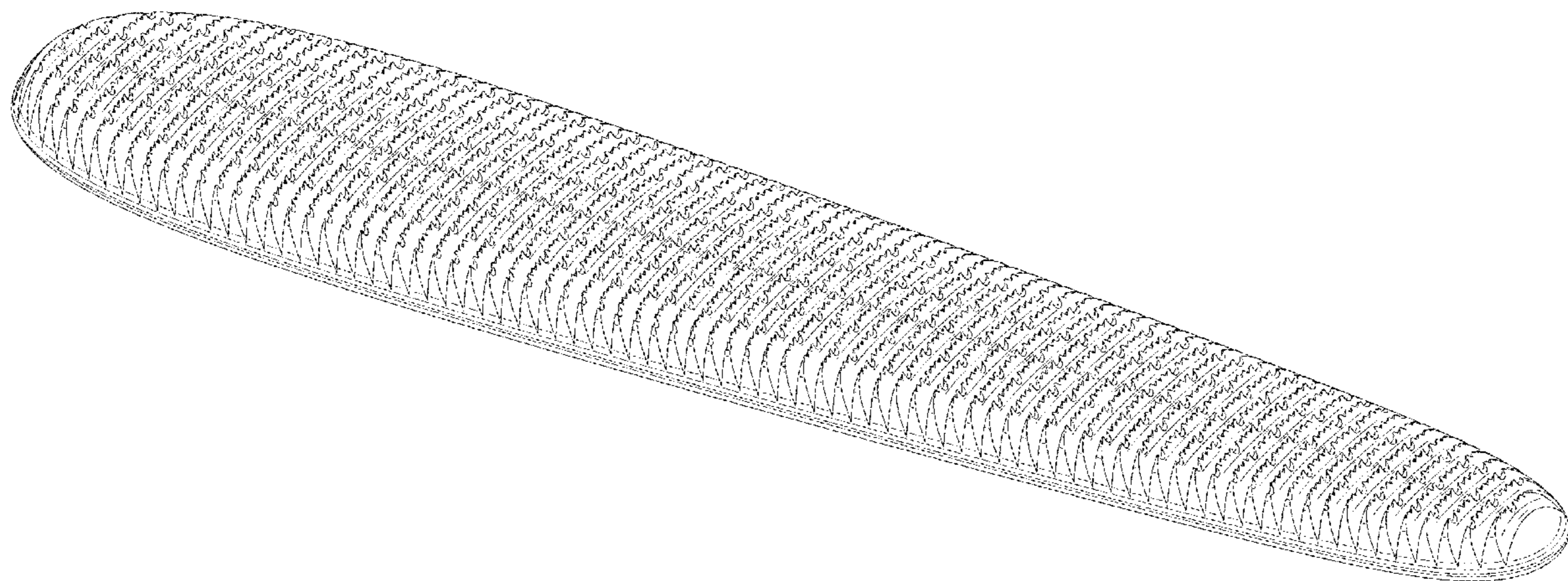
(57) **CLAIM**

I claim the ornamental design for a message tool for pet, as shown and described.

**DESCRIPTION**

FIG. 1 is a front, top, right side perspective view of the message tool for pet showing my new design;  
FIG. 2 is a front elevation view thereof;  
FIG. 3 is a rear elevation view thereof;  
FIG. 4 is an enlarged right side elevation view thereof;  
FIG. 5 is an enlarged left side elevation view thereof;  
FIG. 6 is a top plan view thereof; and,  
FIG. 7 is a bottom plan view thereof.

**1 Claim, 7 Drawing Sheets**



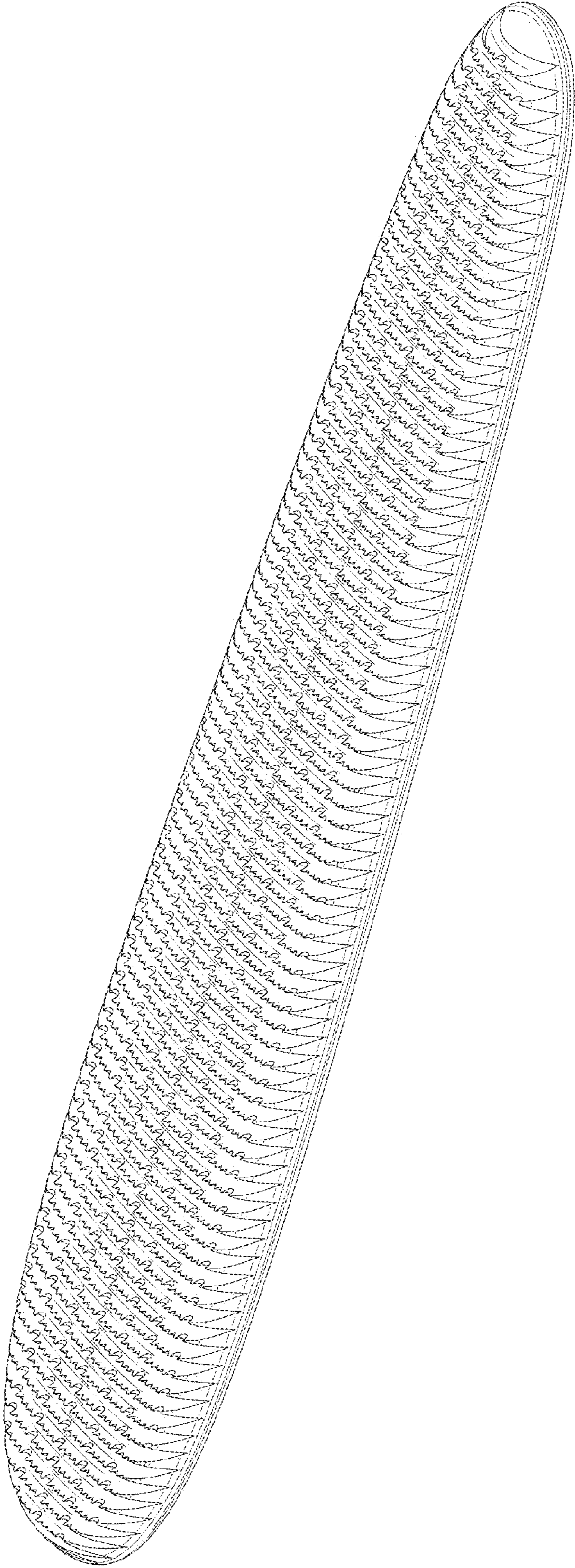


FIG. 1



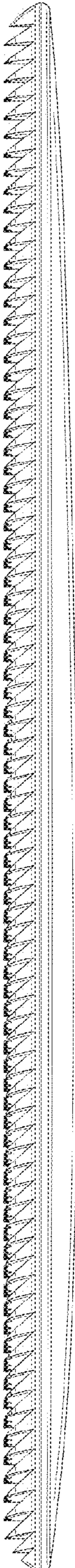


FIG. 2




FIG. 3

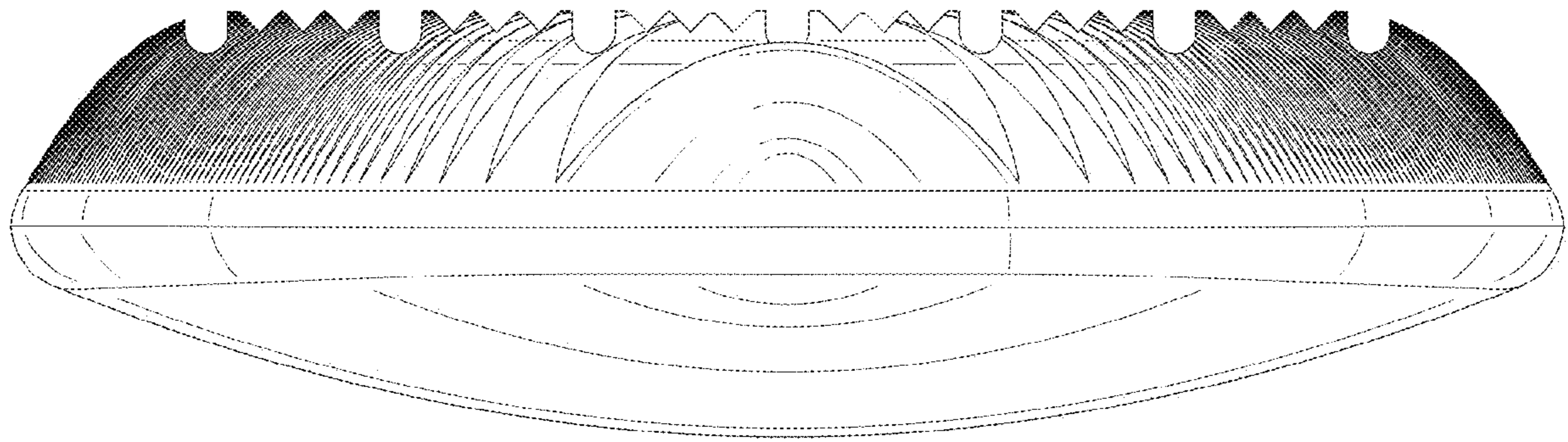


FIG. 4

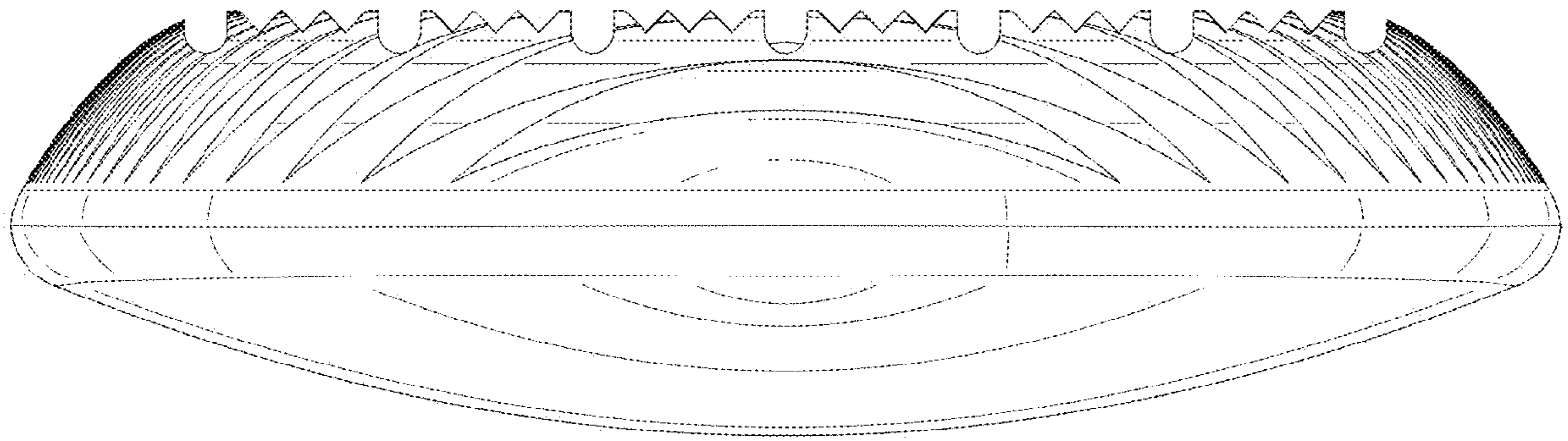


FIG. 5






FIG. 6

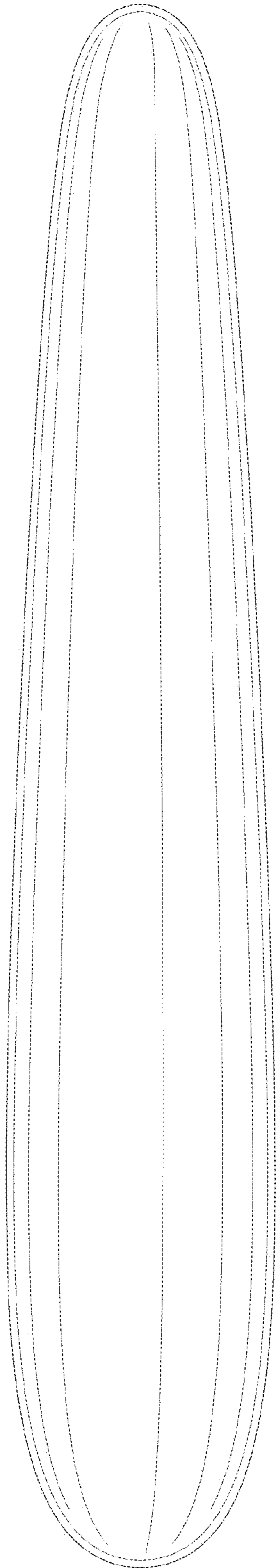


FIG. 7