



US00D895900S

(12) **United States Design Patent**
Ning

(10) **Patent No.:** **US D895,900 S**
(45) **Date of Patent:** **** Sep. 8, 2020**

(54) **WIG GRIP BAND**

(71) Applicant: **XUCHANG FULIN NETWORK TECHNOLOGY CO., LTD.**, Xuchang (CN)

(72) Inventor: **Like Ning**, Xuchang (CN)

(73) Assignee: **XUCHANG FULIN NETWORK TECHNOLOGY CO., LTD.**, Xuchang (CN)

(**) Term: **15 Years**

(21) Appl. No.: **29/729,694**

(22) Filed: **Mar. 30, 2020**

(51) **LOC (12) Cl.** **28-04**

(52) **U.S. Cl.**
USPC **D28/93**

(58) **Field of Classification Search**
USPC D28/21–34, 39–43, 92, 93; D2/871–875; D24/191
CPC ... A45D 8/00; A45D 8/34; A41G 3/00; A41G 3/0008; A41G 3/0016; A41G 3/0041; A41G 3/0058; A41G 3/0091
See application file for complete search history.

(56) **References Cited**

U.S. PATENT DOCUMENTS

8,186,361 B2 *	5/2012	Hampton	A41G 5/0033
				132/53
9,179,721 B2 *	11/2015	Hines	A41G 3/0033
D779,120 S *	2/2017	Cull	D28/41
D873,493 S *	1/2020	Geisinsky	A41G 3/0016
				D28/93
D879,382 S *	3/2020	Ning	D28/93
2014/0116456 A1	5/2014	Palmer-Rogers		

OTHER PUBLICATIONS

“2pcs Wig Grip Headband Comfort Wig Gripper Band Hair Fastener”, Retrieved Mar. 30, 2020]. Retrieved from Internet, https://www.amazon.co.uk/dp/B075YGDPQC/ref=sspa_dk_detail_3?psc=1&pd_rd_i=B075YGDPQC&pd_rd_w=yl6z3&pf_rd_p=1055d8b2-c10c-4d7d-b50d-96300553e15d.

* cited by examiner

Primary Examiner — Zenia I Bennett

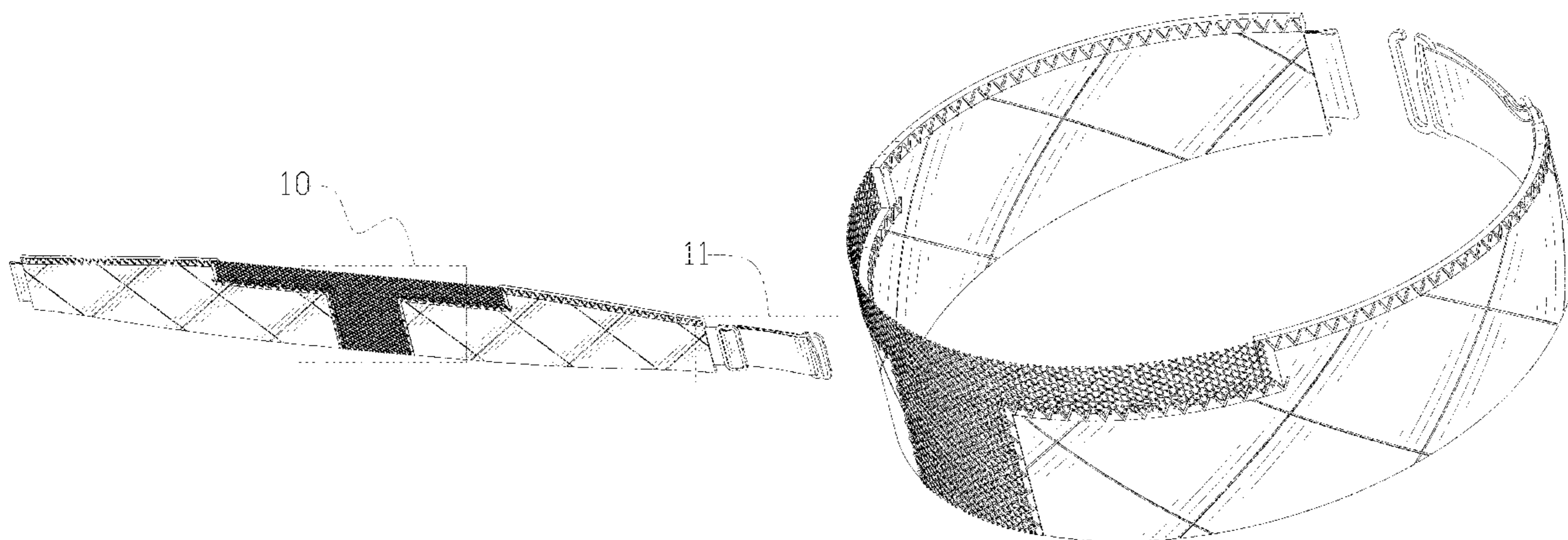
(57) **CLAIM**

The ornamental design for a wig grip band, as shown and described.

DESCRIPTION

FIG. 1 is a perspective view of a wig grip band showing my new design;
FIG. 2 is another perspective view thereof;
FIG. 3 is a front elevational view thereof;
FIG. 4 is a rear elevational view thereof;
FIG. 5 is a left side elevational view thereof;
FIG. 6 is a right side elevational view thereof;
FIG. 7 is a top plan view thereof;
FIG. 8 is a bottom plan view thereof;
FIG. 9 is a perspective view of the wig grip headband where the wig grip band is in a configuration of use;
FIG. 10 is an enlarged view of portion 10 shown in FIG. 1;
FIG. 11 is an enlarged view of portion 11 shown in FIG. 1; and,
FIG. 12 is an enlarged view of portion 12 shown in FIG. 3.
The broken lines in the drawings depict boundaries of the wig grip band that form no part of the claimed design.

1 Claim, 12 Drawing Sheets



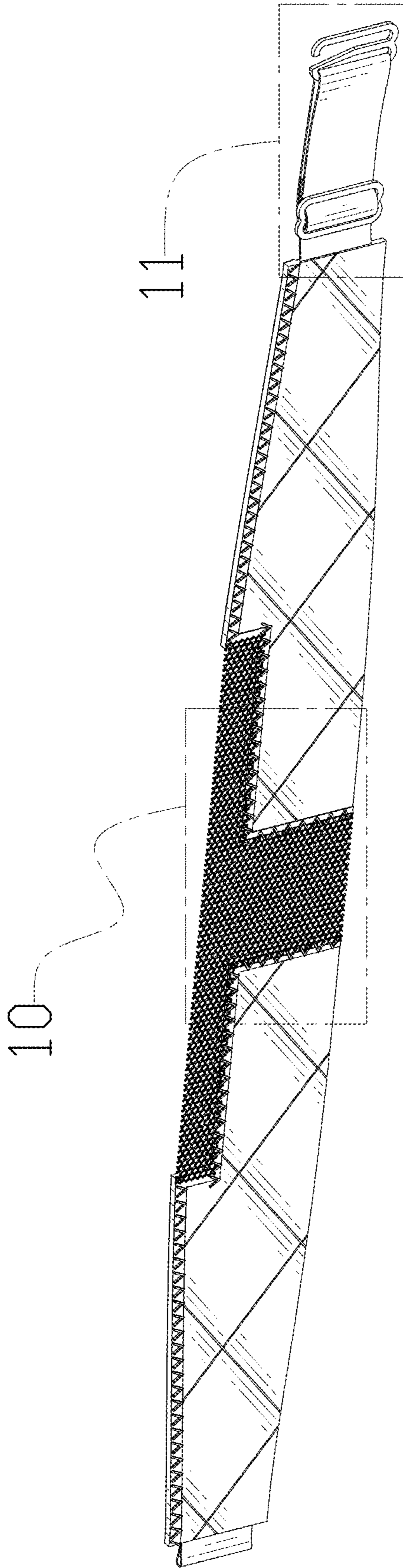


FIG. 1

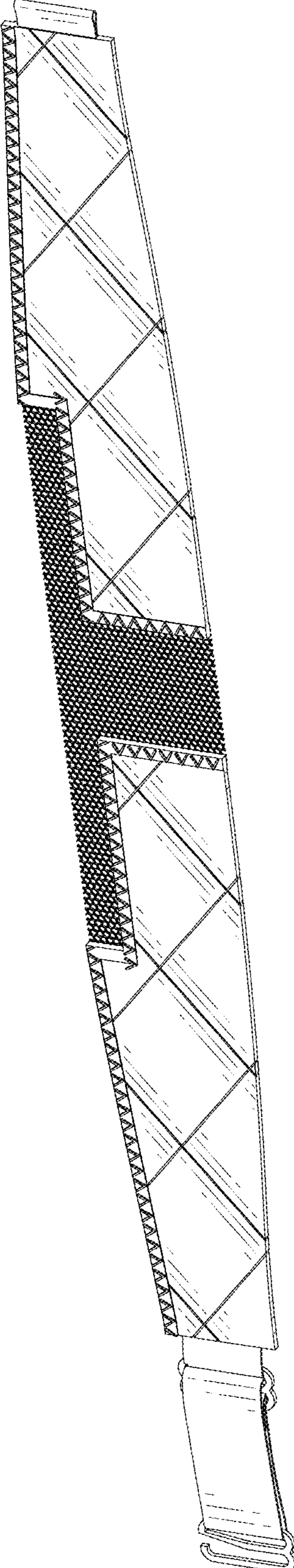


FIG. 2

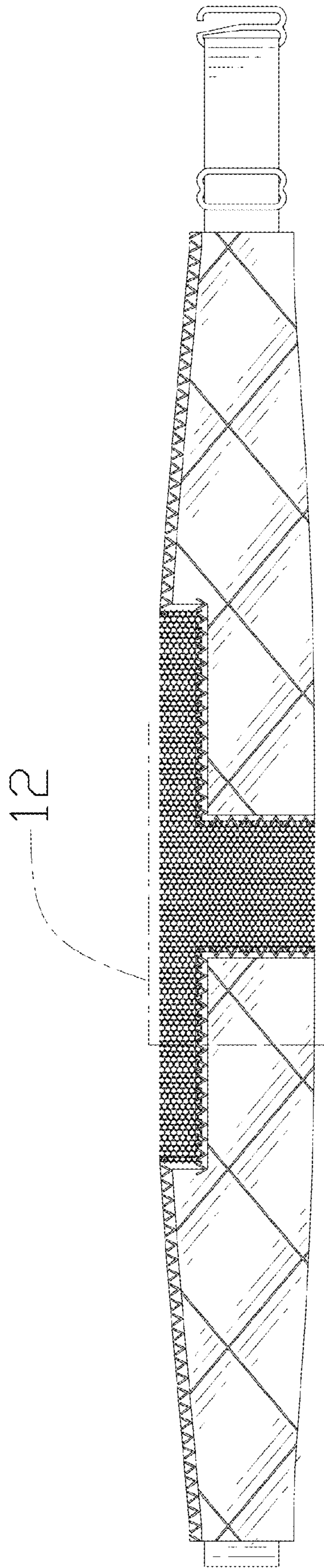


FIG. 3

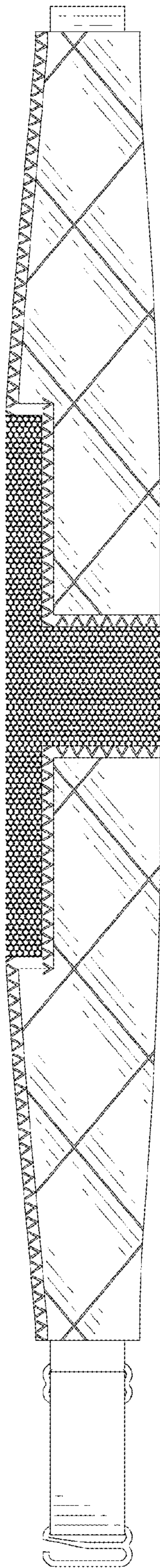


FIG. 4




FIG. 5

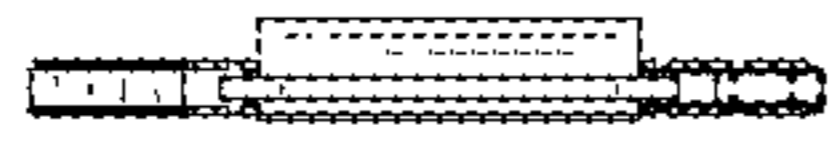


FIG. 6




FIG. 7



FIG. 8

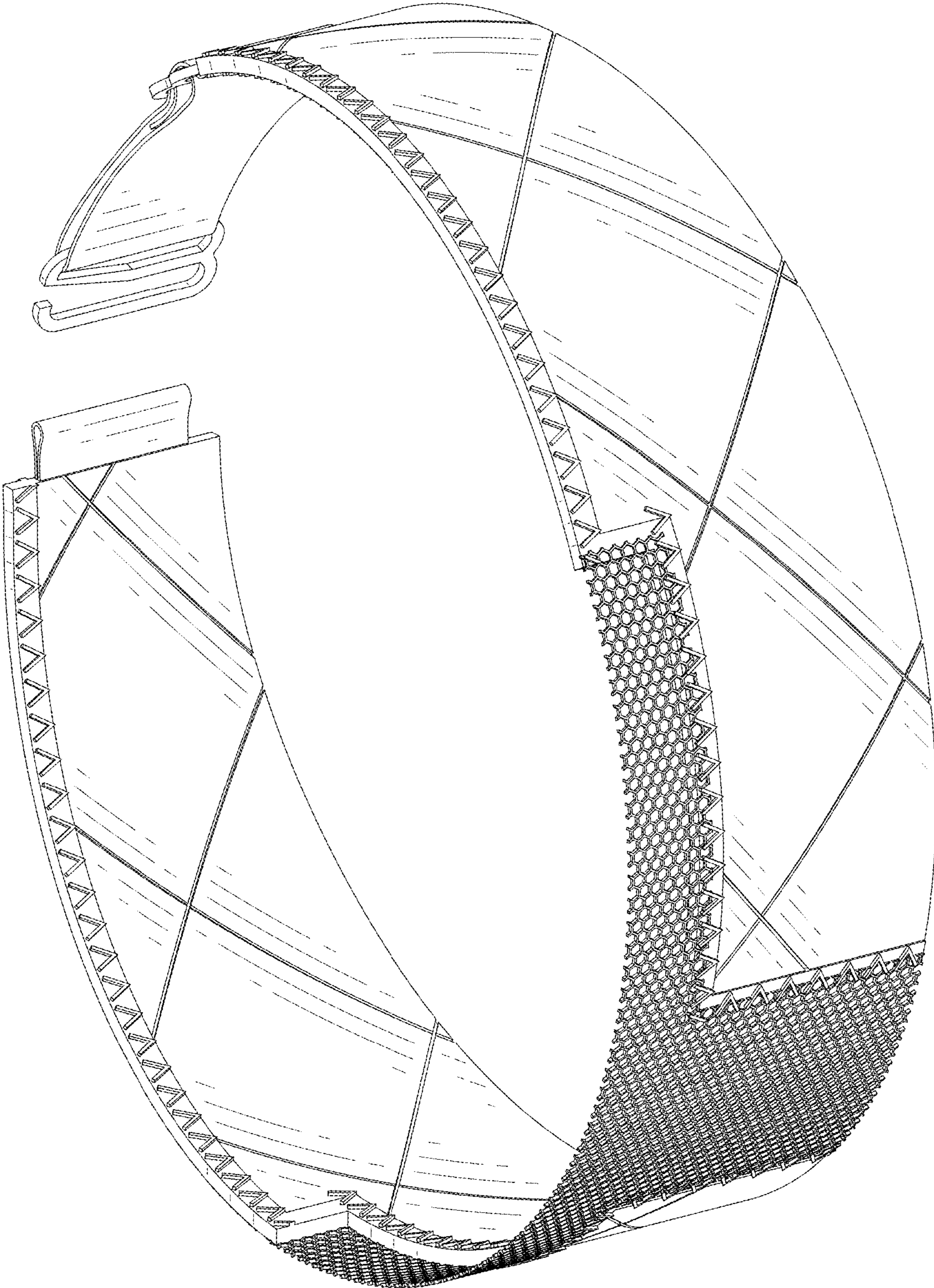


FIG. 9

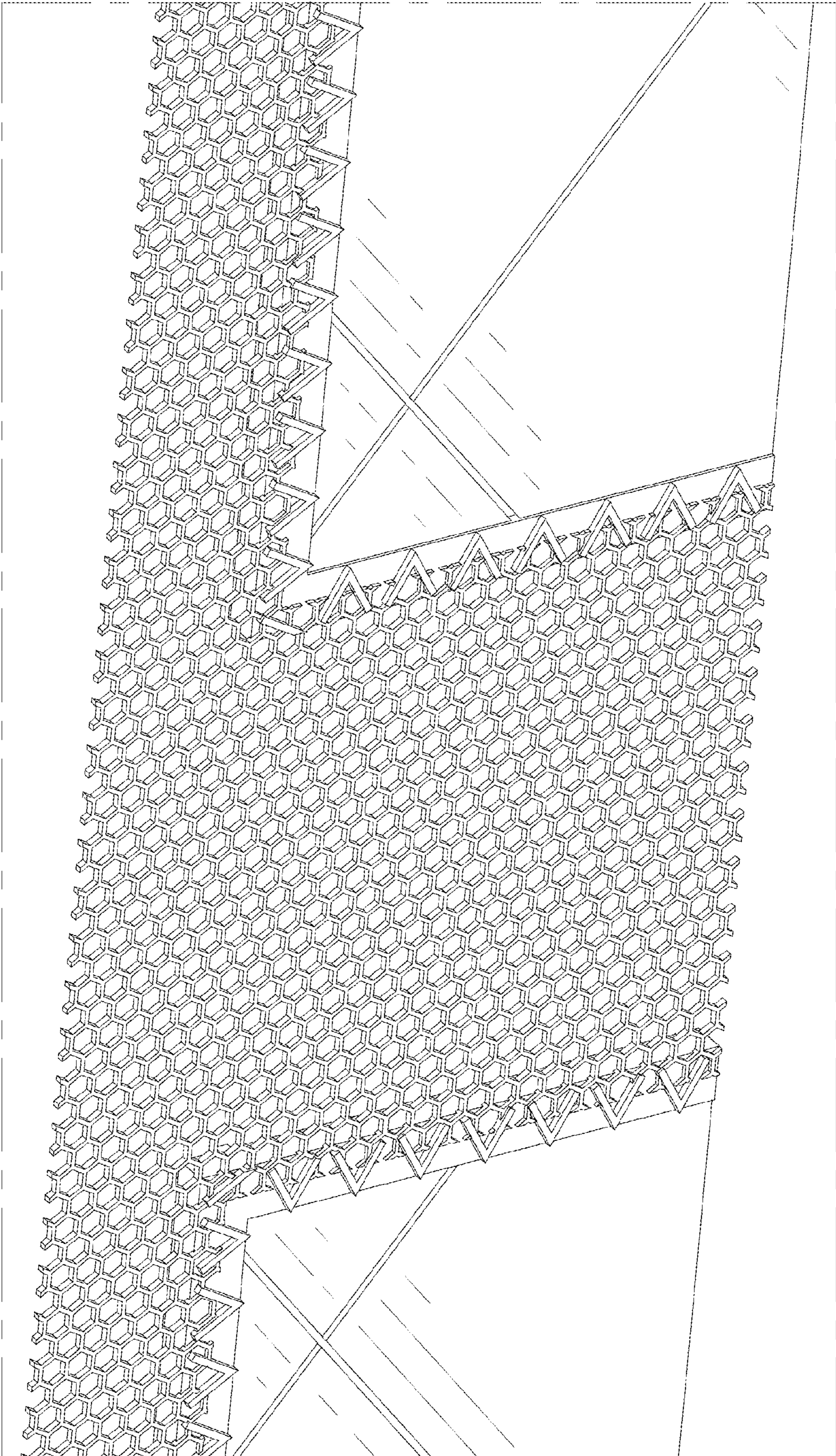


FIG. 10




FIG. 11

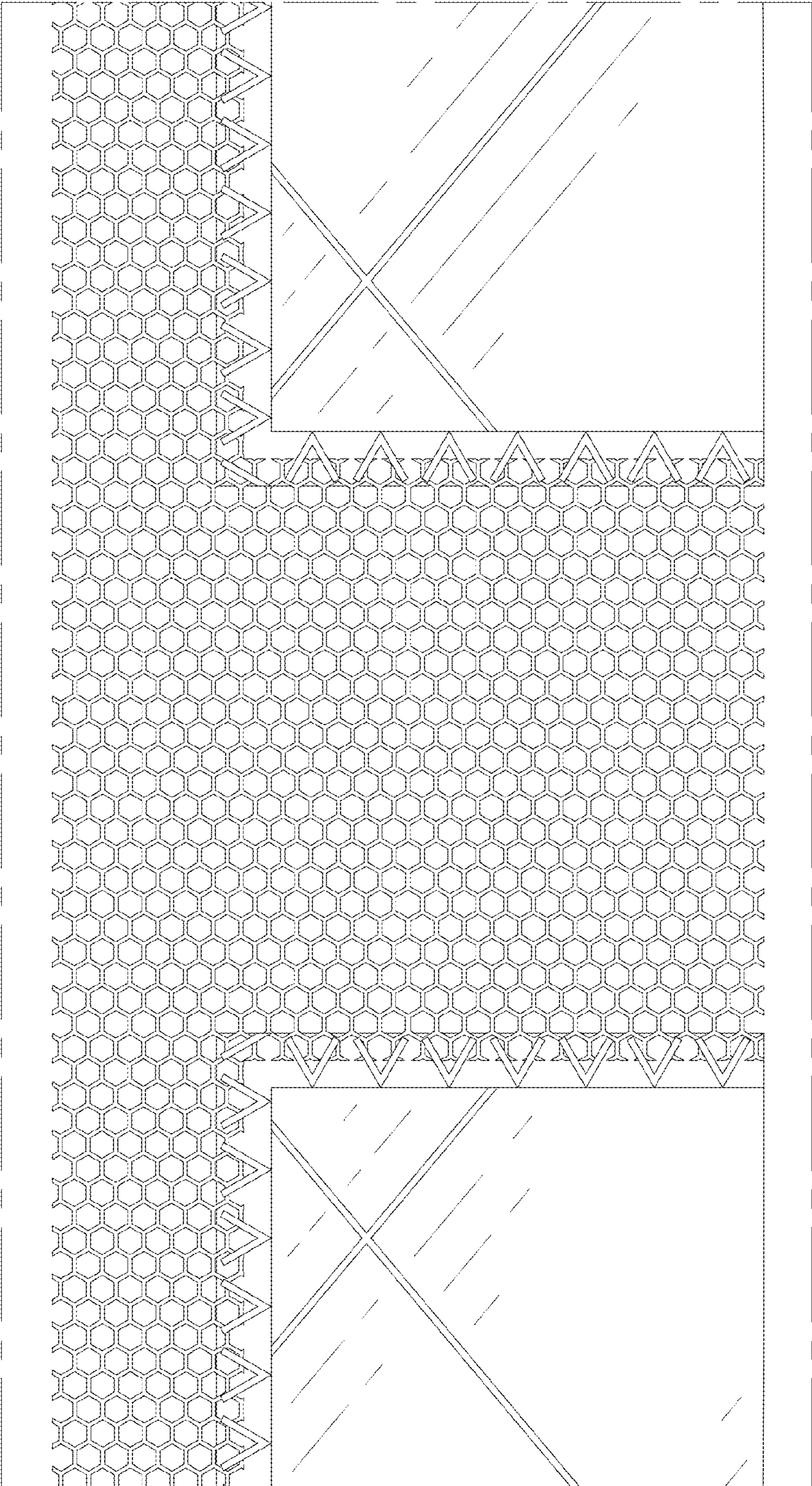


FIG. 12