



US00D895896S

(12) **United States Design Patent** (10) **Patent No.:** **US D895,896 S**  
**Hu** (45) **Date of Patent:** **\*\* Sep. 8, 2020**

(54) **HANDLE FOR CURLING TONGS**

OTHER PUBLICATIONS

(71) Applicant: **Dongguan Fumeikang Electrical Technology Co., LTD.**, Dongguan (CN)  
(72) Inventor: **Haowen Hu**, Dongguan (CN)  
(73) Assignee: **DONGGUAN FUMEIKANG ELECTRICAL TECHNOLOGY CO., LTD.**, Dongguan (CN)

[https://www.amazon.com/PARWIN-PRO-Interchangeable-Protective-Glove-No/dp/B06XFCJ3VM?ref\\_=ast\\_sto\\_dp&th=1](https://www.amazon.com/PARWIN-PRO-Interchangeable-Protective-Glove-No/dp/B06XFCJ3VM?ref_=ast_sto_dp&th=1) Parwin Pro 7, www.amazon.com, 1 page, reviewed as early as Apr. 2017 (Year: 2017).\*  
[https://www.amazon.com/PARWIN-PRO-Curling-Interchangeable-Protective/dp/B07YZ9T1G2/ref=cm\\_cr\\_arp\\_d\\_product\\_top?ie=UTF8](https://www.amazon.com/PARWIN-PRO-Curling-Interchangeable-Protective/dp/B07YZ9T1G2/ref=cm_cr_arp_d_product_top?ie=UTF8) Parwin Pro 5, www.amazon.com, 1 page, reviewed as early as Jul. 16, 2019 (Year: 2019).\*

(\*\*) Term: **15 Years**

\* cited by examiner

(21) Appl. No.: **29/686,434**

*Primary Examiner* — Jennifer Rivard

(22) Filed: **Apr. 4, 2019**

(74) *Attorney, Agent, or Firm* — Shimokaji IP

(51) **LOC (12) Cl.** ..... **28-03**

(57) **CLAIM**

(52) **U.S. Cl.**  
USPC ..... **D28/35**

The ornamental design for a handle for curling tongs, as shown and described.

(58) **Field of Classification Search**  
USPC ..... D28/35, 37–38  
CPC ..... A45D 2/001; A45D 2/002; A45D 1/06;  
A45D 1/08; A45D 1/10; A45D 1/12;  
A45D 1/14; A45D 1/18  
See application file for complete search history.

**DESCRIPTION**

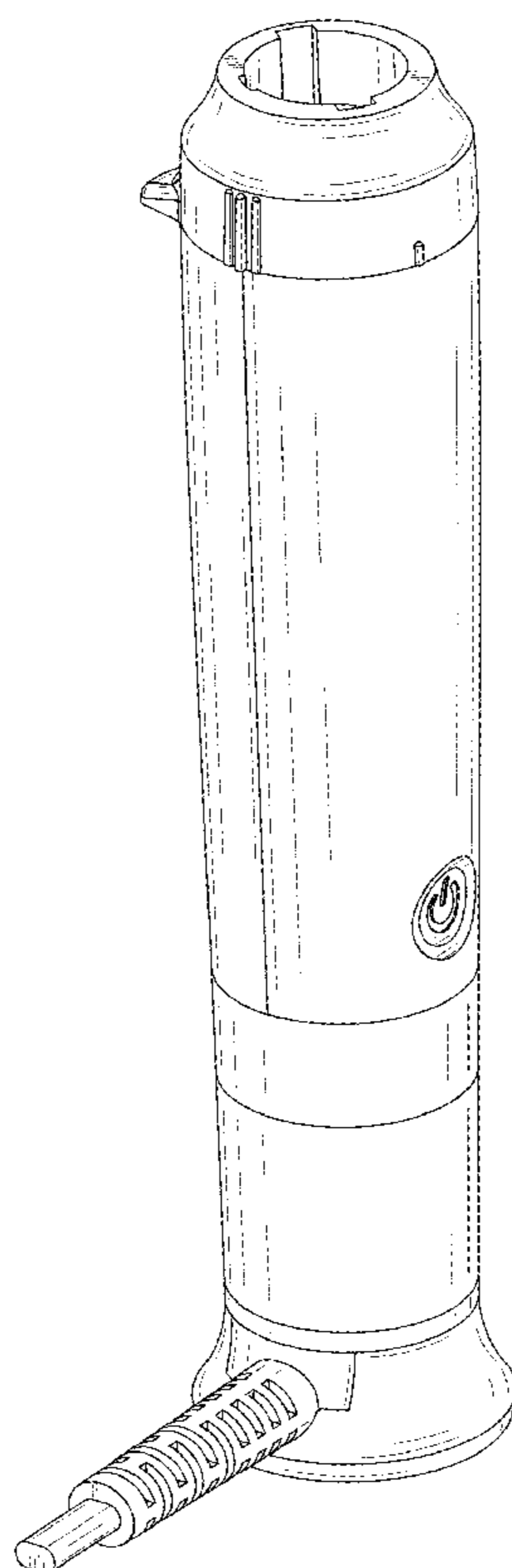
FIG. 1 is a front elevation view of a handle for curling tongs showing our design;  
FIG. 2 is a rear elevational view thereof;  
FIG. 3 is a left side elevational view thereof;  
FIG. 4 is a right side elevational view thereof;  
FIG. 5 is a top plan view thereof;  
FIG. 6 is a bottom plan view thereof;  
FIG. 7 is a first perspective view thereof; and,  
FIG. 8 is a second perspective view thereof.

(56) **References Cited**

U.S. PATENT DOCUMENTS

D418,249 S	*	12/1999	Elkerbout	.....	D28/10
D462,481 S	*	9/2002	Rizzuto, Jr.	.....	D28/10
D659,284 S	*	5/2012	Amkie	.....	D28/35
D875,311 S	*	2/2020	Yang	.....	D28/35

**1 Claim, 6 Drawing Sheets**






FIG.1




FIG.2

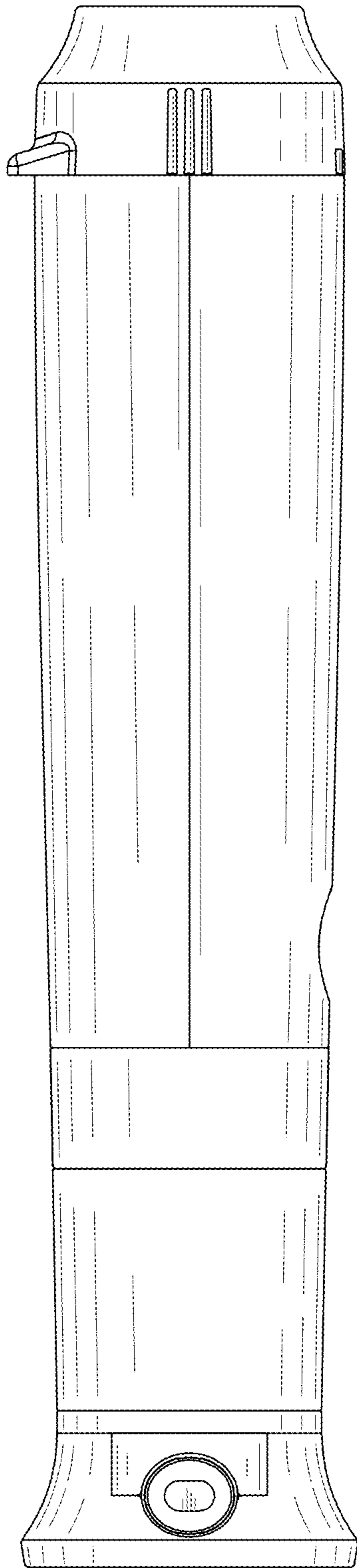


FIG.3

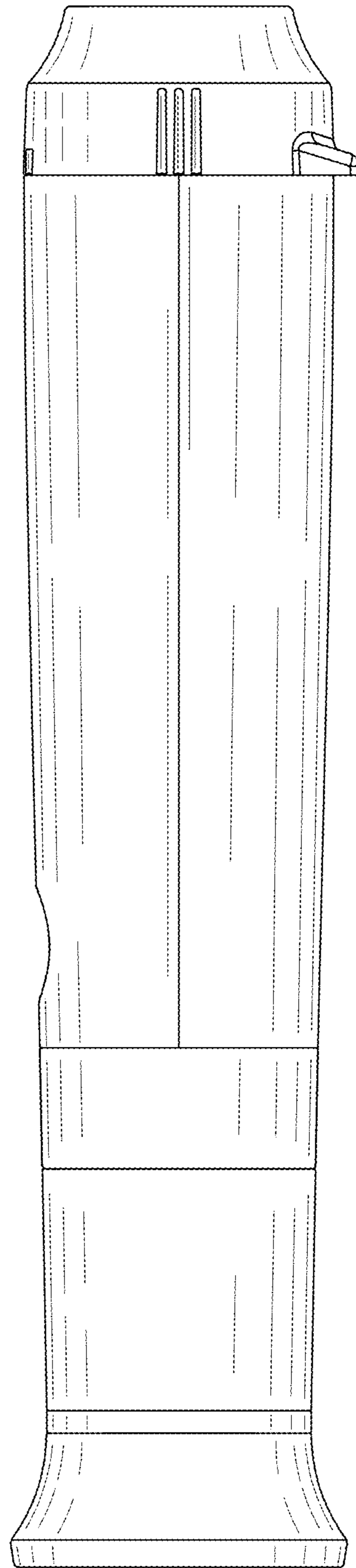


FIG.4

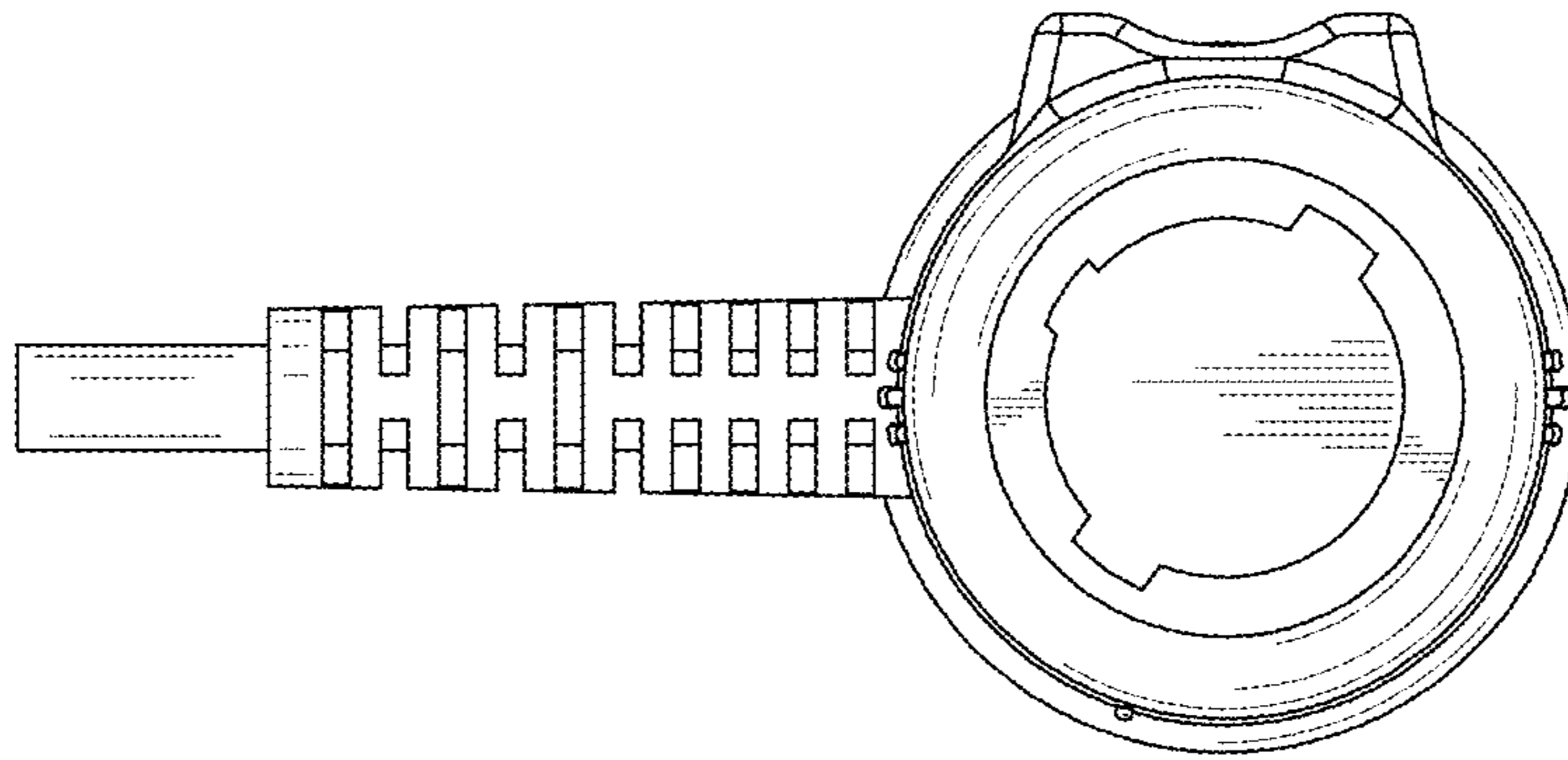


FIG.5

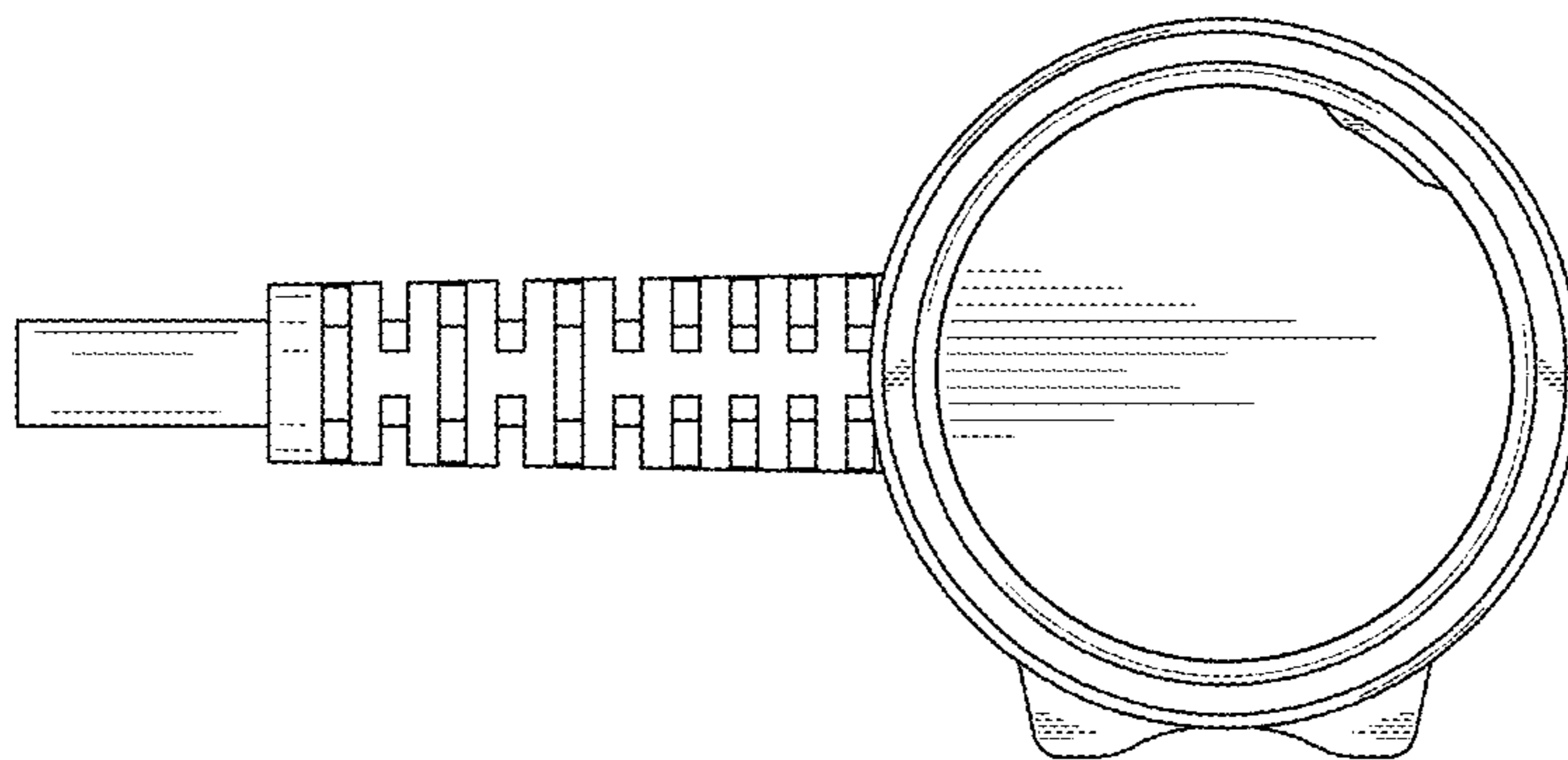


FIG.6

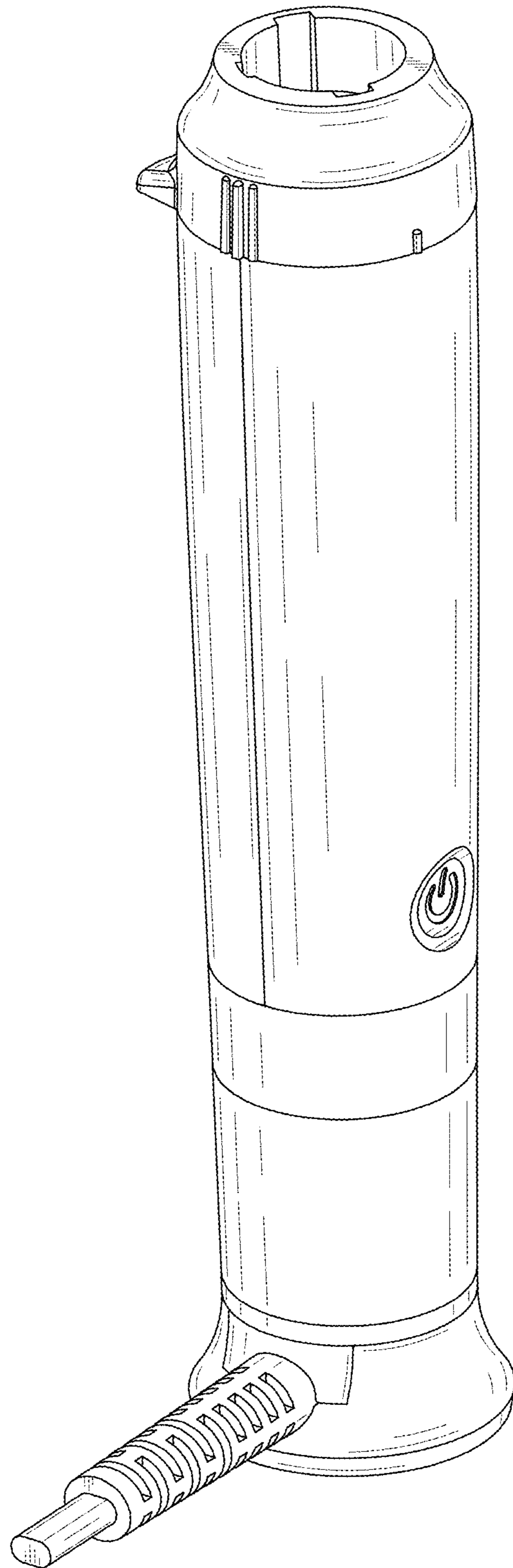


FIG.7

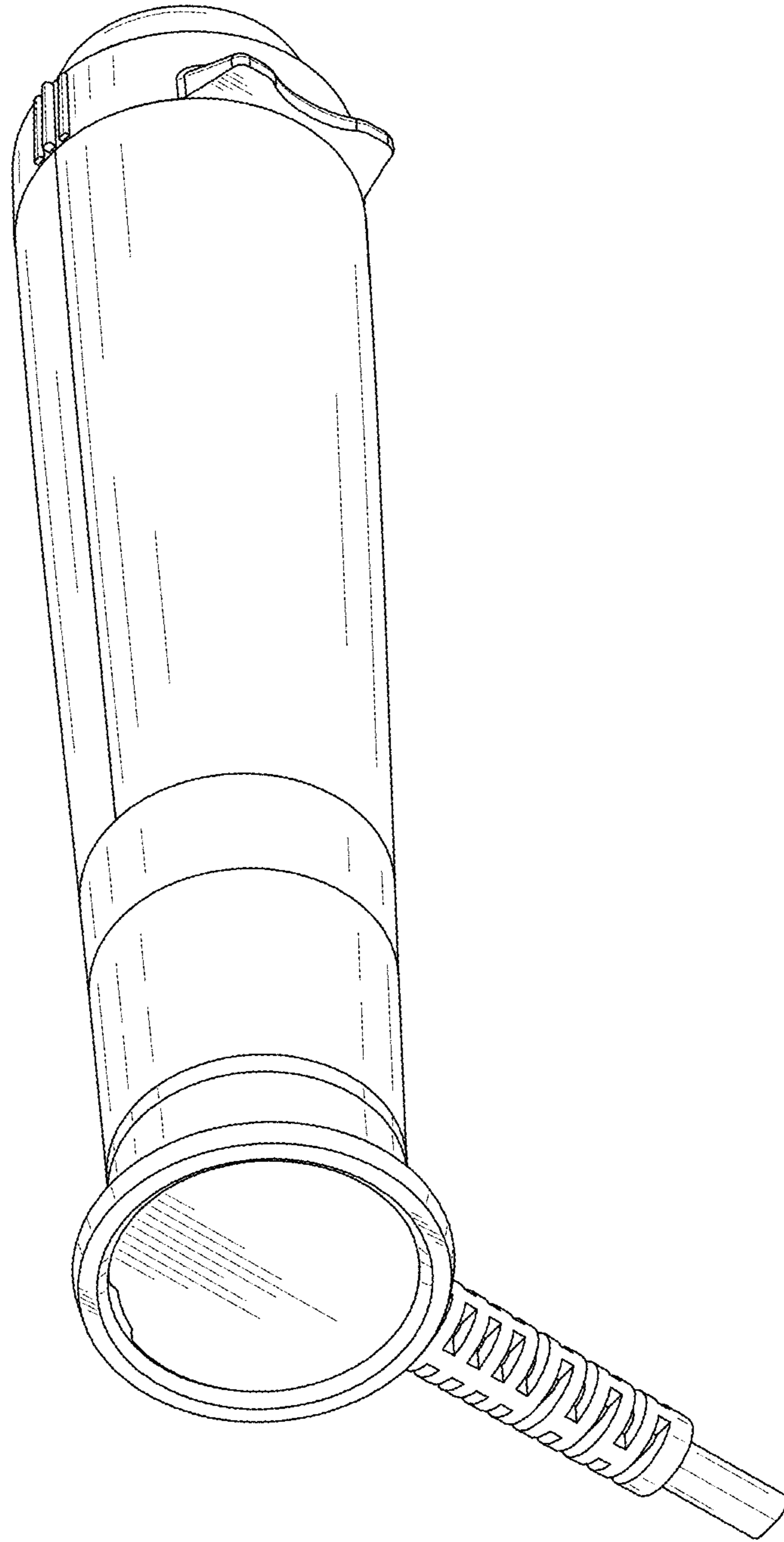


FIG. 8