

US00D895886S

(12) **United States Design Patent** (10) **Patent No.:** **US D895,886 S**  
**Fu** (45) **Date of Patent:** **\*\* Sep. 8, 2020**

(54) **LANTERN**  
(71) Applicant: **RAZ Imports, Inc.**, Arlington, TX  
(US)  
(72) Inventor: **Chen Kong Fu**, Guangdong (CN)  
(73) Assignee: **RAZ Imports, Inc.**, Arlington, TX  
(US)  
(\*\*) Term: **15 Years**  
(21) Appl. No.: **29/717,749**  
(22) Filed: **Dec. 19, 2019**

D815,334 S \* 4/2018 Hu ..... D26/94  
D836,819 S \* 12/2018 Amato ..... D26/85  
D839,463 S \* 1/2019 Fu ..... D26/51  
D875,295 S \* 2/2020 Fu ..... D26/106

\* cited by examiner

*Primary Examiner* — Brian N. Vinson  
(74) *Attorney, Agent, or Firm* — Polsinelli PC

**Related U.S. Application Data**

(63) Continuation of application No. 29/636,710, filed on Feb. 9, 2018, now Pat. No. Des. 875,295.

(51) **LOC (12) Cl.** ..... **26-03**

(52) **U.S. Cl.**  
USPC ..... **D26/106**

(58) **Field of Classification Search**  
USPC ..... D26/24, 93, 94, 103–107, 110–112, 85,  
D26/87  
CPC .... F21S 6/00; F21S 6/002; F21V 1/00; F21V  
1/02; F21V 21/02; F21V 1/12; F21V  
1/22; F21V 1/18; F21W 2131/30  
See application file for complete search history.

(57) **CLAIM**

I claim the ornamental design for a lantern, as shown and described.

**DESCRIPTION**

FIG. 1 is a perspective view of a lantern, showing my new design;  
FIG. 2 is a front elevational view thereof;  
FIG. 3 is a rear elevational view thereof;  
FIG. 4 is a left side elevational view thereof;  
FIG. 5 is a right side elevational view thereof;  
FIG. 6 is a top plan view thereof; and,  
FIG. 7 is a bottom plan view thereof.


The broken lines represent portions of the lantern which form no part of the claimed design, and where claimed surface abut broken lines, those broken lines represent an unclaimed boundary between claimed and unclaimed portions of the lantern.

(56) **References Cited**

**U.S. PATENT DOCUMENTS**

D563,585 S \* 3/2008 Lee ..... D26/67  
D693,956 S \* 11/2013 Yang ..... D26/67

**1 Claim, 5 Drawing Sheets**






FIG. 1




FIG. 2




FIG. 3




FIG. 4

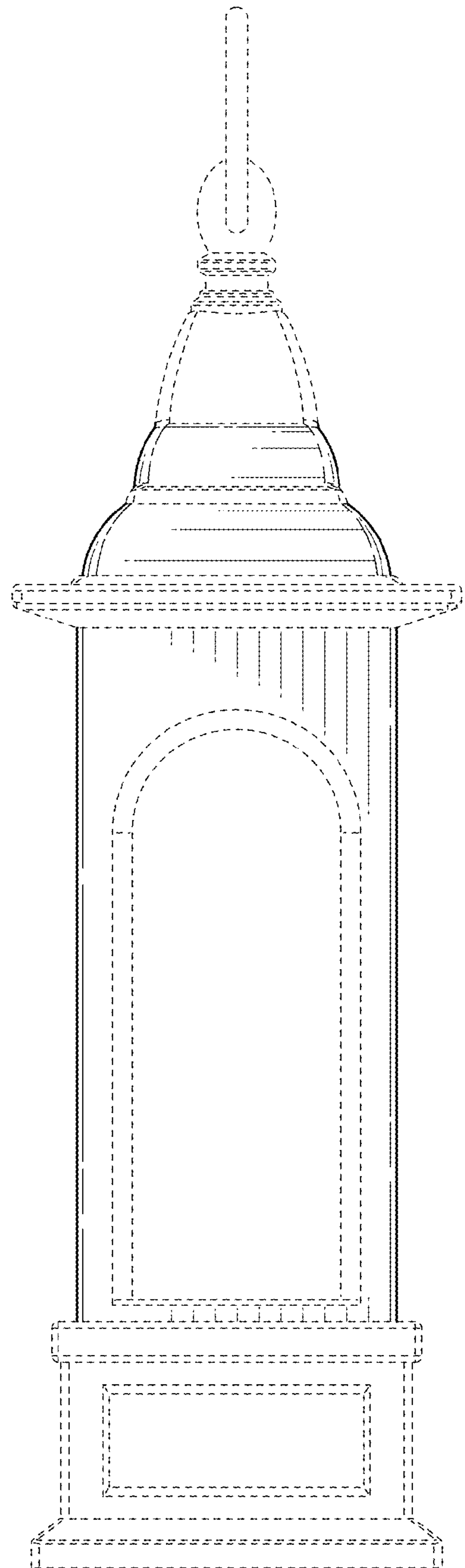


FIG. 5

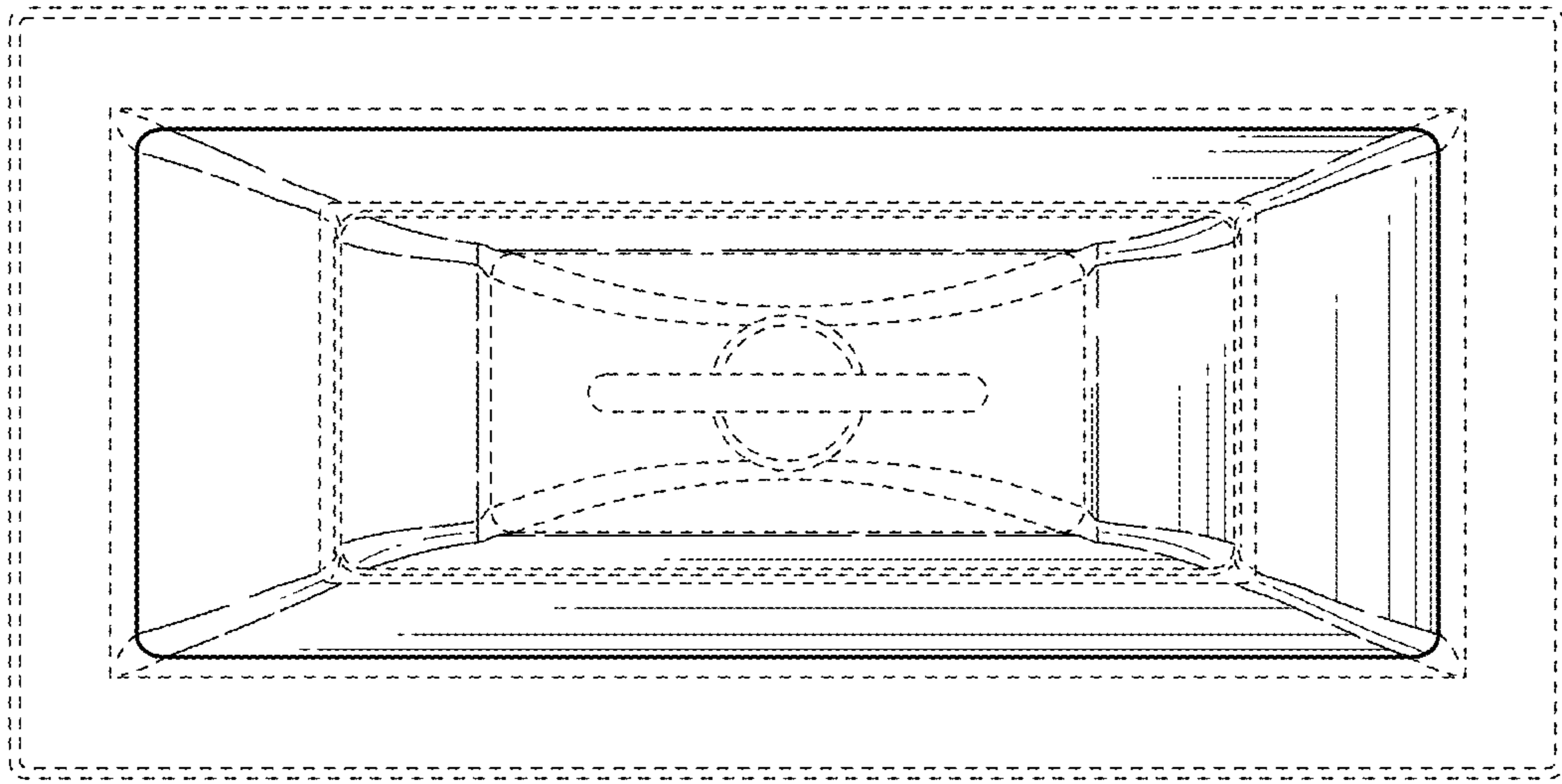


FIG. 6

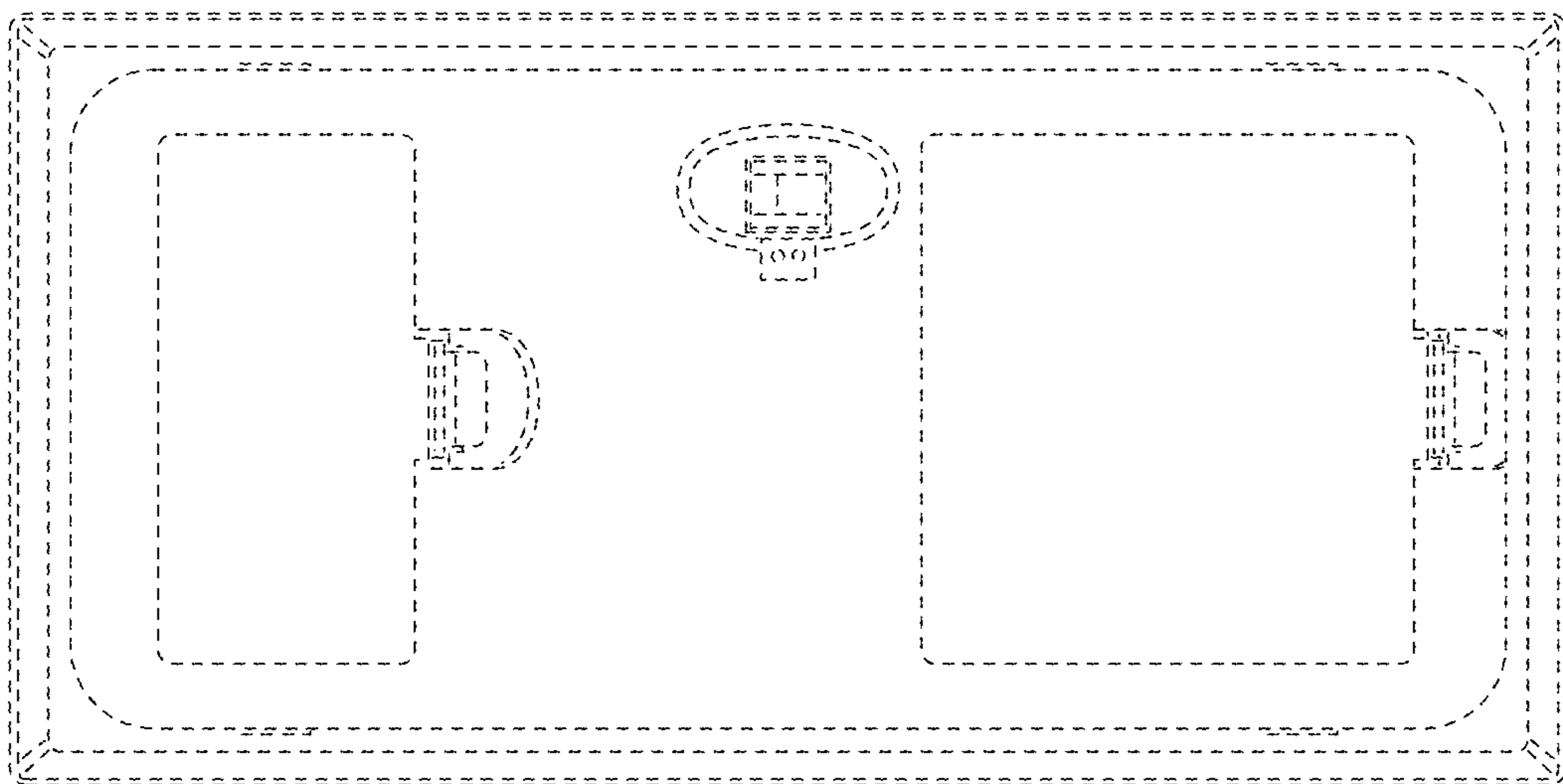


FIG. 7