



US00D895883S

(12) **United States Design Patent** (10) **Patent No.:** **US D895,883 S**
Duchaufour Lawrance (45) **Date of Patent:** **** Sep. 8, 2020**

(54) **LAMP**

(71) Applicant: **COMPAGNIE DES CRISTALLERIES DE SAINT-LOUIS**
Société par actions simplifiée,
 Saint-Louis les Bitche (FR)

(72) Inventor: **Noé Duchaufour Lawrance, Paris (FR)**

(**) Term: **15 Years**

(21) Appl. No.: **35/506,724**

(22) Filed: **Jan. 11, 2019**

(80) **Hague Agreement Data**

Int. Filing Date: **Jan. 11, 2019**

Int. Reg. No.: **DM/200741**

Int. Reg. Date: **Jan. 11, 2019**

Int. Reg. Pub. Date: **May 10, 2019**

(51) **LOC (12) Cl.** **26-02**

(52) **U.S. Cl.**
USPC **D26/86**

(58) **Field of Classification Search**

USPC D26/72-92, 28, 35, 118-122

CPC H05B 47/19; H05B 45/37; H05B 45/10;

H05B 45/00; H05B 45/20; H05B 45/50;

H05B 47/105; H05B 45/14; H05B 47/16;

H05B 45/395; H05B 45/46; H05B 47/10;

H05B 47/155; H05B 47/18; H05B

47/185; H05B 2214/02; H05B 33/04;

H05B 33/08; H05B 33/0842; H05B

33/10; H05B 33/12; H05B 3/84; H05B

45/24; H05B 45/40; H05B 45/44; H05B

47/11; H05B 47/115; H05B 47/12; H05B

47/235; F21K 9/27; F21K 9/278; F21K

9/272; F21S 2/00; F21S 6/003; F21S

8/03; F21S 8/031; F21S 8/04; F21S 8/085

See application file for complete search history.

(56) **References Cited**

U.S. PATENT DOCUMENTS

D416,643 S *	11/1999	Benghozi	D26/86
D570,029 S *	5/2008	Hsu	D26/80
D573,748 S *	7/2008	Hsu	D26/86
D620,175 S *	7/2010	Sabernig	D26/83
D721,199 S *	1/2015	Gilbert	D26/86
D722,400 S *	2/2015	Gilbert	D26/86
D833,666 S *	11/2018	Orozco	D26/86
D838,894 S *	1/2019	Pi	D26/88
D847,399 S *	4/2019	Jenson	D26/88

(Continued)

Primary Examiner — Khawaja Anwar

(57) **CLAIM**

The ornamental design for lamp, as shown and described.

DESCRIPTION

The patent or application file contains at least one drawing executed in color. Copies of this patent or patent application publication with color drawing(s) will be provided by the Office upon request and payment of the necessary fee.

1. Lamp

FIG. 1.1 is a perspective view of a lamp of the claimed design;

FIG. 1.2 is a front elevational view of the lamp shown in FIG. 1.1;

FIG. 1.3 is a rear elevational view of the lamp shown in FIG. 1.1;

FIG. 1.4 is a right side elevational view of the lamp shown in FIG. 1.1;


FIG. 1.5 is a left side elevational view of the lamp shown in FIG. 1.1;

FIG. 1.6 is a top plan view of the lamp shown in FIG. 1.1; and

FIG. 1.7 is a bottom plan view of the lamp shown in FIG. 1.1.

Any portion of the design shown in the color yellow is for the purpose of illustrating portions of the lamp and forms no part of the claimed design.

1 Claim, 7 Drawing Sheets
(1 of 7 Drawing Sheet(s) Filed in Color)



(56)


References Cited

U.S. PATENT DOCUMENTS


D849,983 S * 5/2019 Neal D26/72
D854,725 S * 7/2019 Goetz-Schaefer D26/74
D869,726 S * 12/2019 Deng D26/72

* cited by examiner


1.1




1.2




1.3




1.4



1.5



1.6



1.7

