



US00D895868S

(12) **United States Design Patent**
Christensen

(10) **Patent No.:** **US D895,868 S**

(45) **Date of Patent:** **** Sep. 8, 2020**

(54) **FLASHLIGHT**

(71) Applicant: **Simple Products Corporation**, Draper, UT (US)

(72) Inventor: **Brian Christensen**, Draper, UT (US)

(73) Assignee: **Simple Products Corporation**, Draper, UT (US)

(**) Term: **15 Years**

(21) Appl. No.: **29/645,708**

(22) Filed: **Apr. 27, 2018**

(51) **LOC (12) Cl.** **26-02**

(52) **U.S. Cl.**
USPC **D26/49**

(58) **Field of Classification Search**
USPC D26/37-51
CPC F21L 2003/00; F21L 4/00; F21L 4/005;
F21L 4/02; F21L 4/025; F21L 4/027;
F21L 4/04; F21L 4/08; F21L 2005/00;
F21L 7/00; F21L 11/00; F21L 13/00;
F21L 13/04; F21L 13/08; F21L 14/02;
F21L 17/00; F21L 19/00; F21L 25/00
See application file for complete search history.

(56) **References Cited**

U.S. PATENT DOCUMENTS

D326,927 S	6/1992	Catalina	
D333,012 S	2/1993	Fleming	
D345,814 S	4/1994	Wright, III	
D422,744 S	4/2000	Losole, III	
D422,745 S	4/2000	Losole, III	
D483,892 S	12/2003	Poon	
D529,647 S	10/2006	Shiu	
D531,746 S	* 11/2006	Zhu	D26/49
D535,419 S	1/2007	Shiu	
D535,771 S	1/2007	Shiu	
D537,968 S	3/2007	Shiu	

D547,891 S	7/2007	Shiu	
D548,391 S	8/2007	Lecluze	
D548,865 S	8/2007	Meoli et al.	
D553,282 S	* 10/2007	Zhu	D26/49
D559,418 S	1/2008	Poon	
D568,515 S	* 5/2008	Liu	D26/49
D570,511 S	* 6/2008	Shiu	D26/49
D575,429 S	8/2008	Shiu	
D581,586 S	11/2008	Conroy	
D596,772 S	* 7/2009	Chang	D26/49
D625,448 S	* 10/2010	Brown	D26/49
D629,940 S	* 12/2010	Osterhout	D26/38
D636,511 S	* 4/2011	Cen	D26/49
D641,901 S	* 7/2011	Opolka	D26/49
D643,561 S	* 8/2011	Maglica	D26/49
D650,104 S	12/2011	Brands et al.	
D667,578 S	* 9/2012	Milz	D26/49
D673,315 S	* 12/2012	Milz	D26/49
D706,476 S	6/2014	Lee	

(Continued)

Primary Examiner — Lakiya G Rogers

Assistant Examiner — Carissa C Fitts

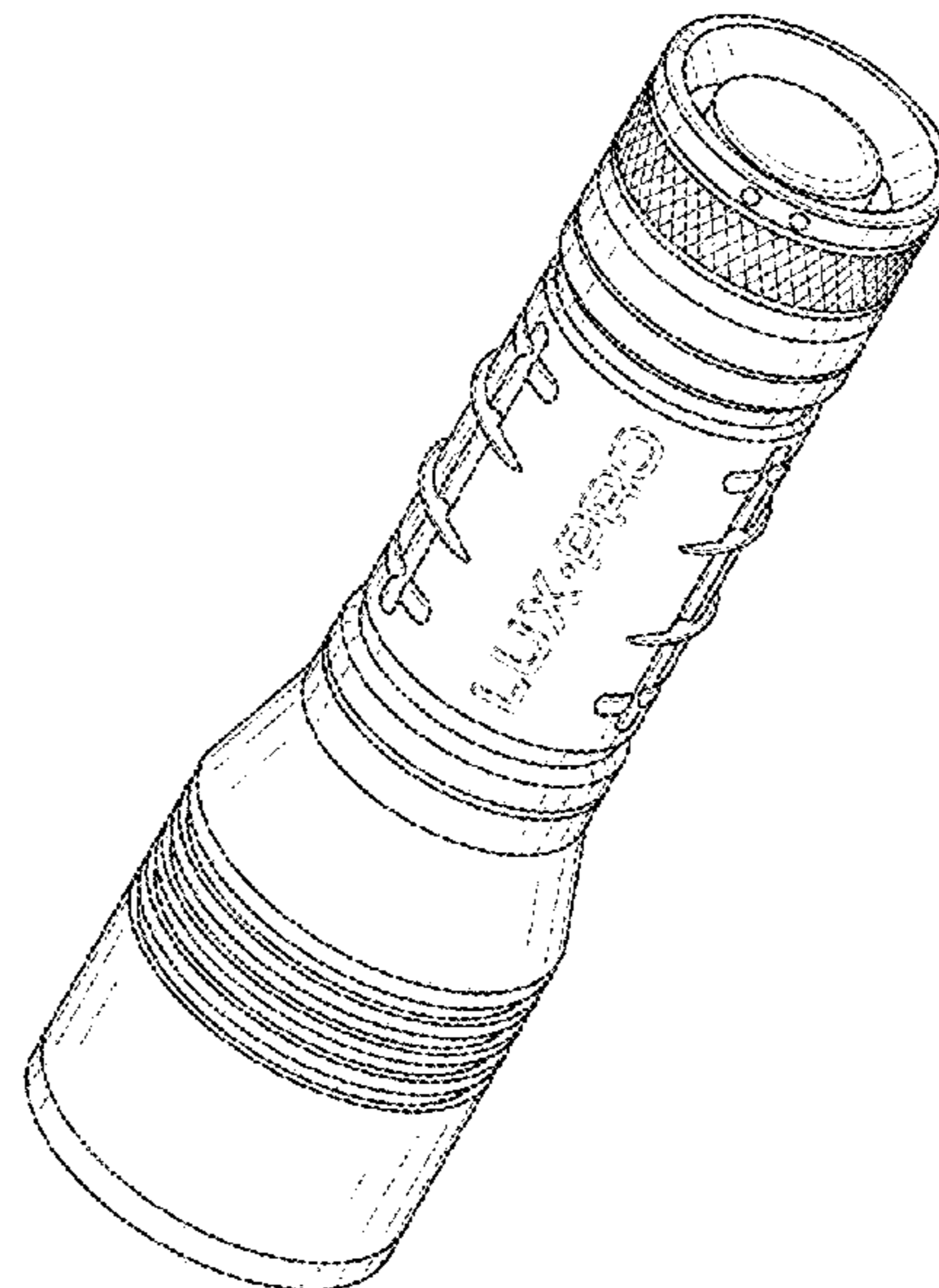
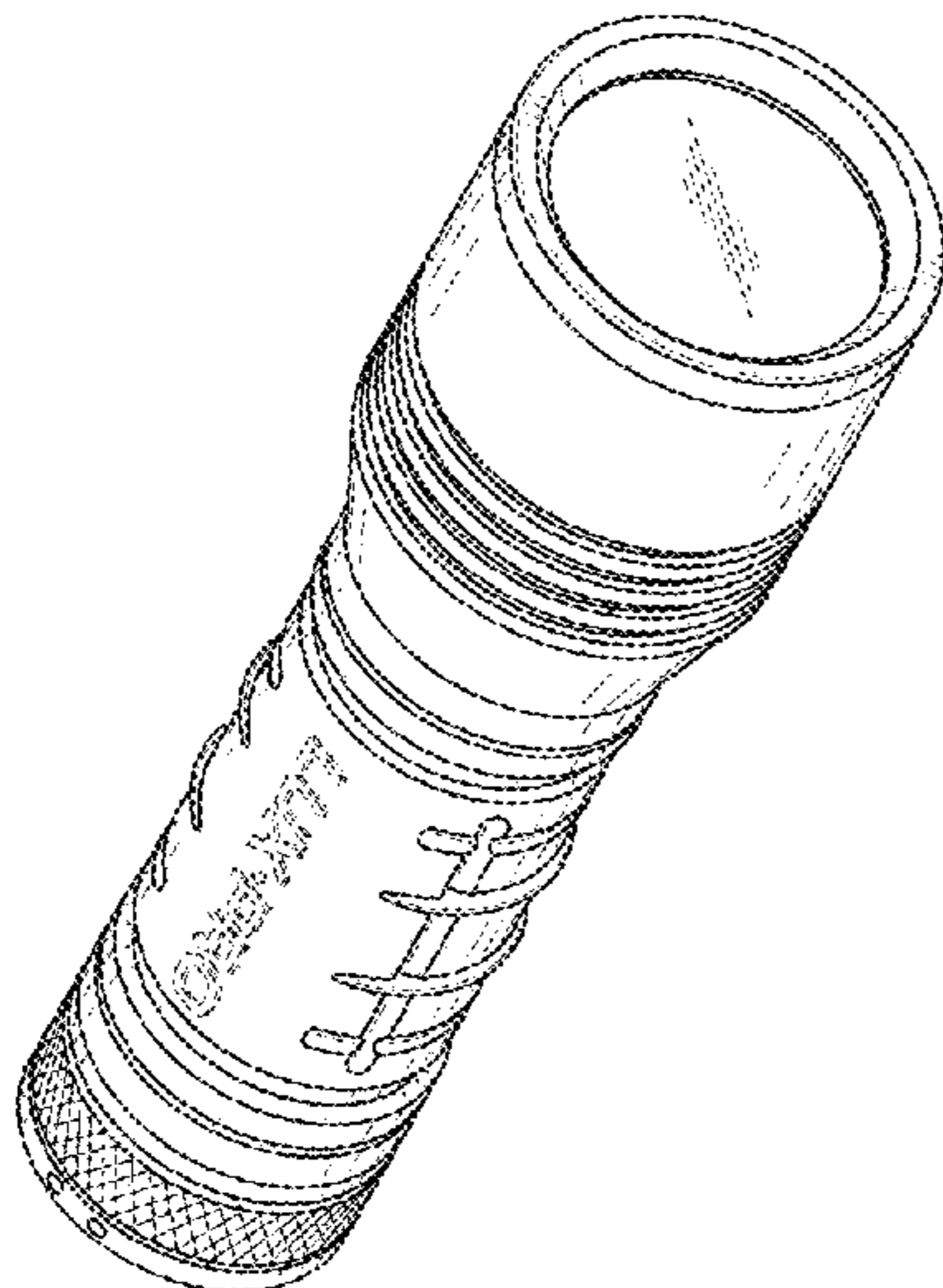
(57) **CLAIM**

The ornamental design for a flashlight, as shown and described.

DESCRIPTION

FIG. 1 is a top front perspective view of a flashlight in accordance with my invention;
FIG. 2 is a bottom front perspective view thereof;
FIG. 3 is a front view thereof;
FIG. 4 is a back view thereof;
FIG. 5 is a left view thereof;
FIG. 6 is a right view thereof;
FIG. 7 is a top view thereof; and,
FIG. 8 is a bottom view thereof.
Throughout the drawings the broken lines illustrate unclaimed subject matter only and form no part of the claimed design.

1 Claim, 4 Drawing Sheets



(56)

References Cited

U.S. PATENT DOCUMENTS

D707,378 S	6/2014	Shiu	
D709,232 S *	7/2014	Inskeep	D26/49
D709,643 S	7/2014	Kohler et al.	
D710,526 S *	8/2014	Lee	D26/49
D717,481 S *	11/2014	Yong	D26/49
D726,945 S *	4/2015	Kunzendorf	D26/49
D743,601 S *	11/2015	Maglica	D26/49
9,217,547 B2	12/2015	Sharrah	
D749,254 S	2/2016	Robinson et al.	
D752,273 S	3/2016	Pratt et al.	
D777,371 S	1/2017	Yang	
D784,601 S	4/2017	Yang	
D786,466 S *	5/2017	Prieto	D26/49
D794,237 S	8/2017	Christensen	
D794,857 S *	8/2017	Sharrah	D26/49
D799,089 S	10/2017	Green	
D805,668 S	12/2017	Shirley et al.	
D809,687 S	2/2018	Krantz et al.	
D809,688 S	2/2018	Christensen	
D810,337 S *	2/2018	Eichelberger	D26/49
D818,185 S	5/2018	Wilson	
D818,622 S *	5/2018	Kunzendorf	D26/49
D823,506 S	7/2018	Shiu	
D827,894 S *	9/2018	Huang	D26/49
D844,201 S	3/2019	Khubani	
D850,683 S	6/2019	Shelton	

* cited by examiner

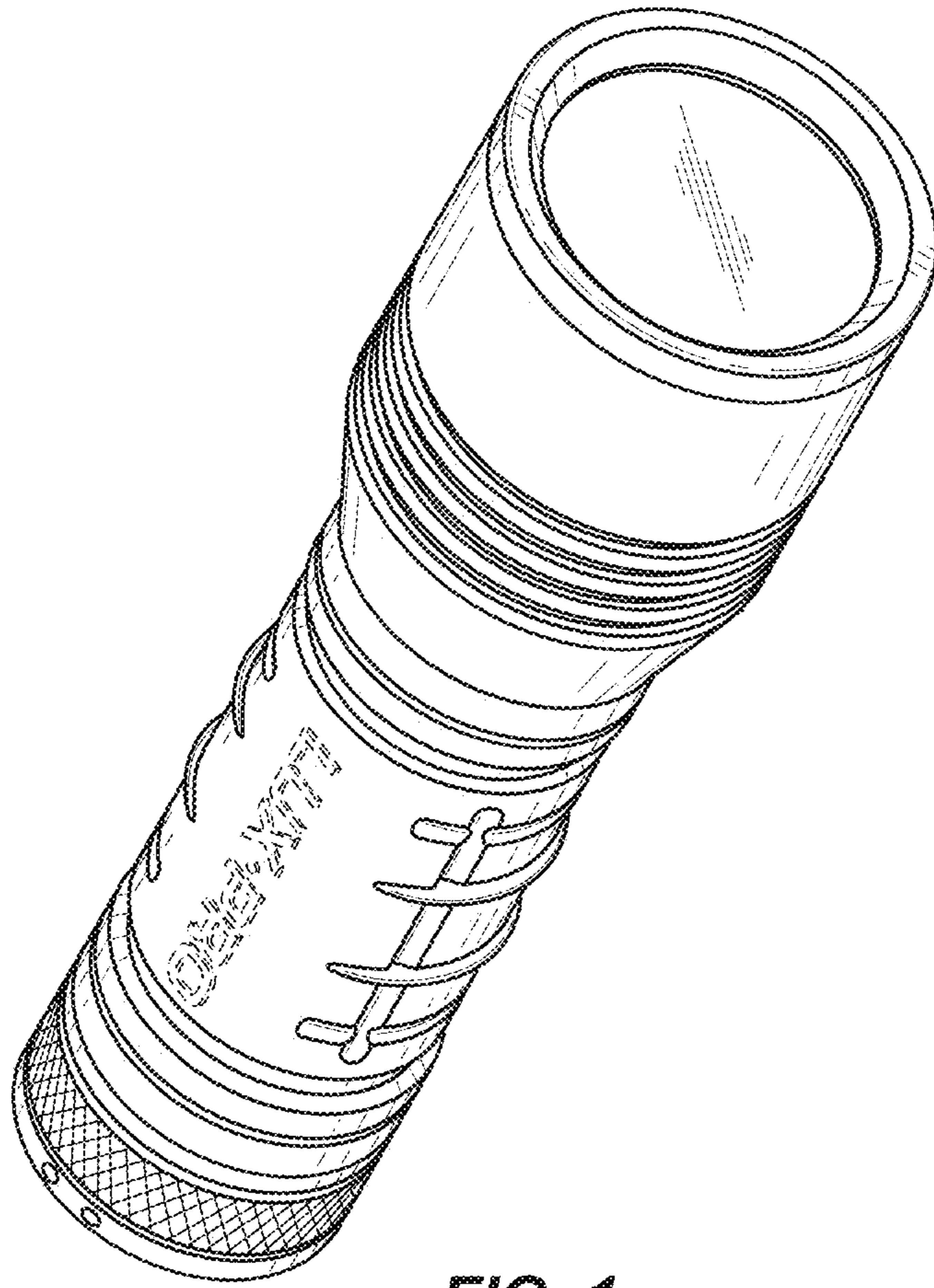


FIG. 1

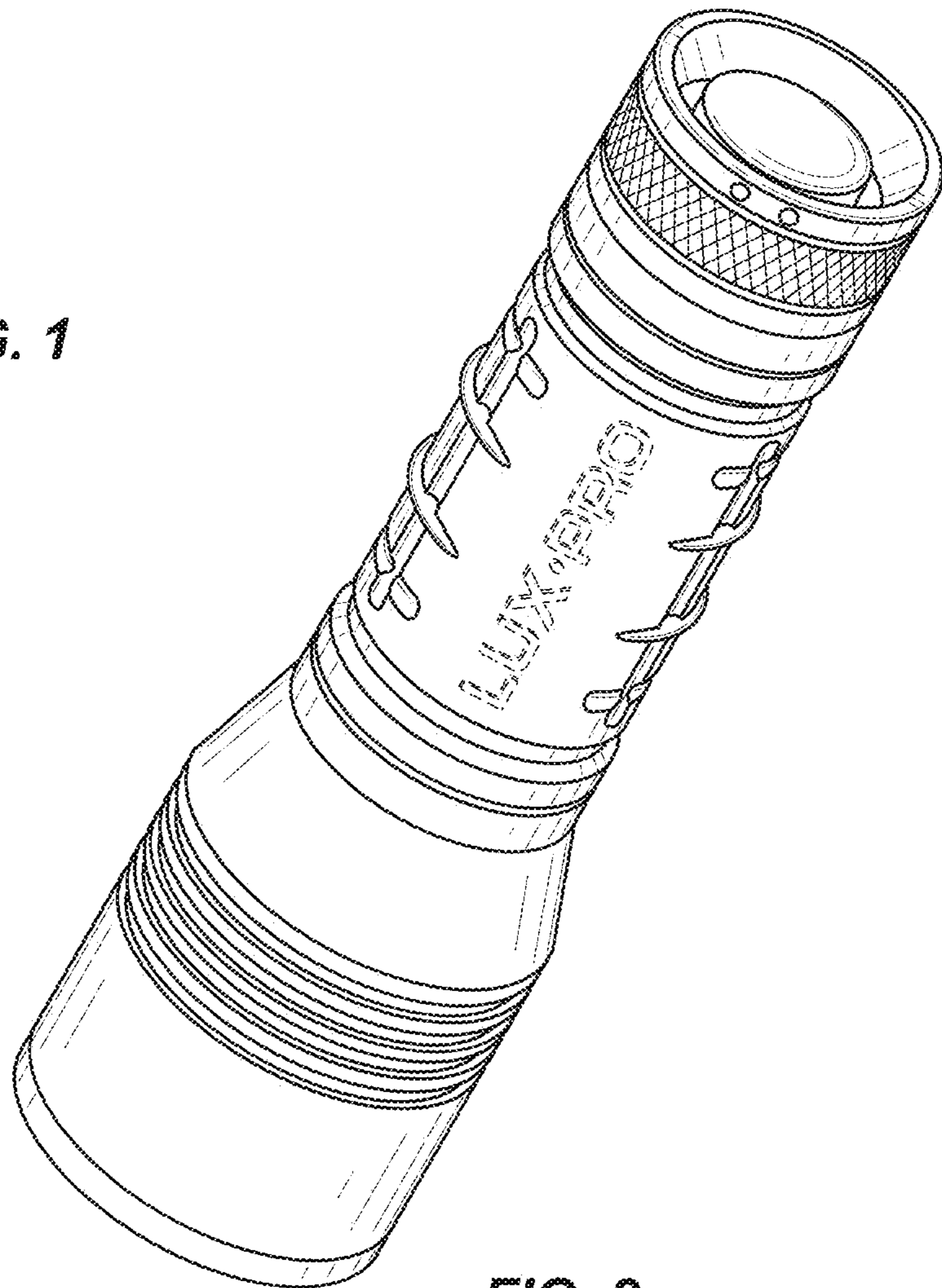


FIG. 2

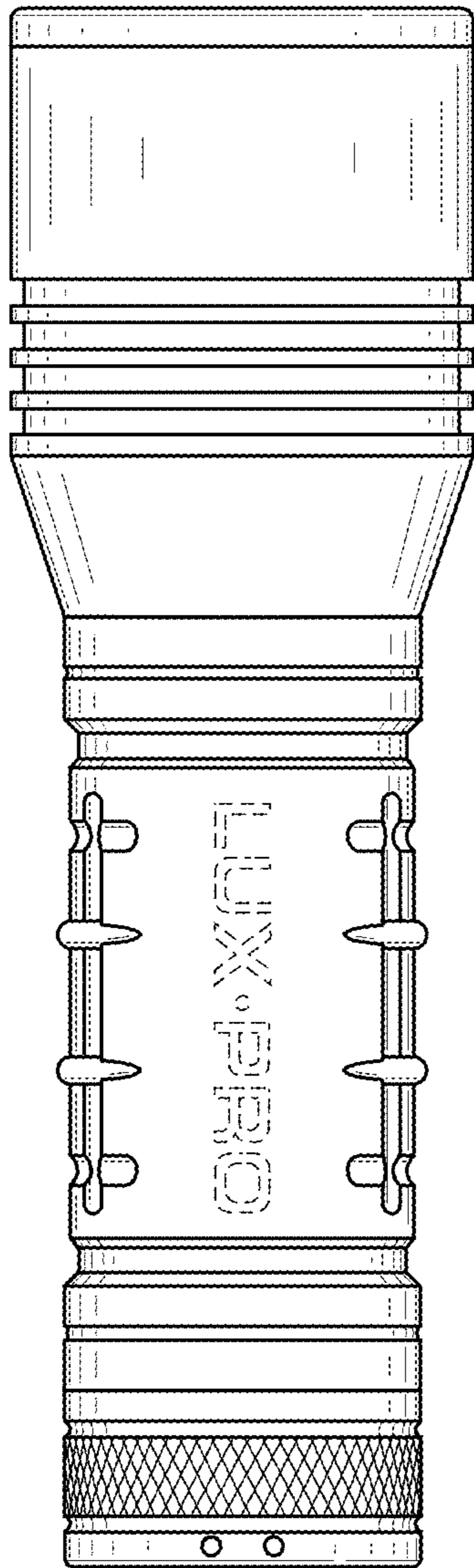


FIG. 3

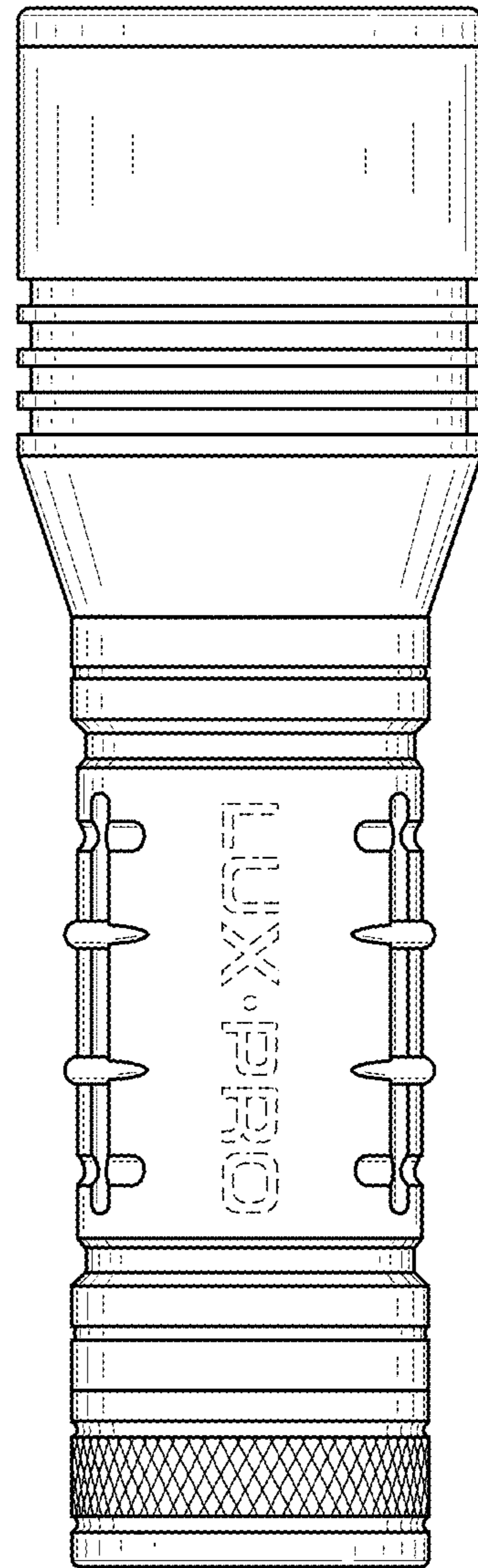


FIG. 4

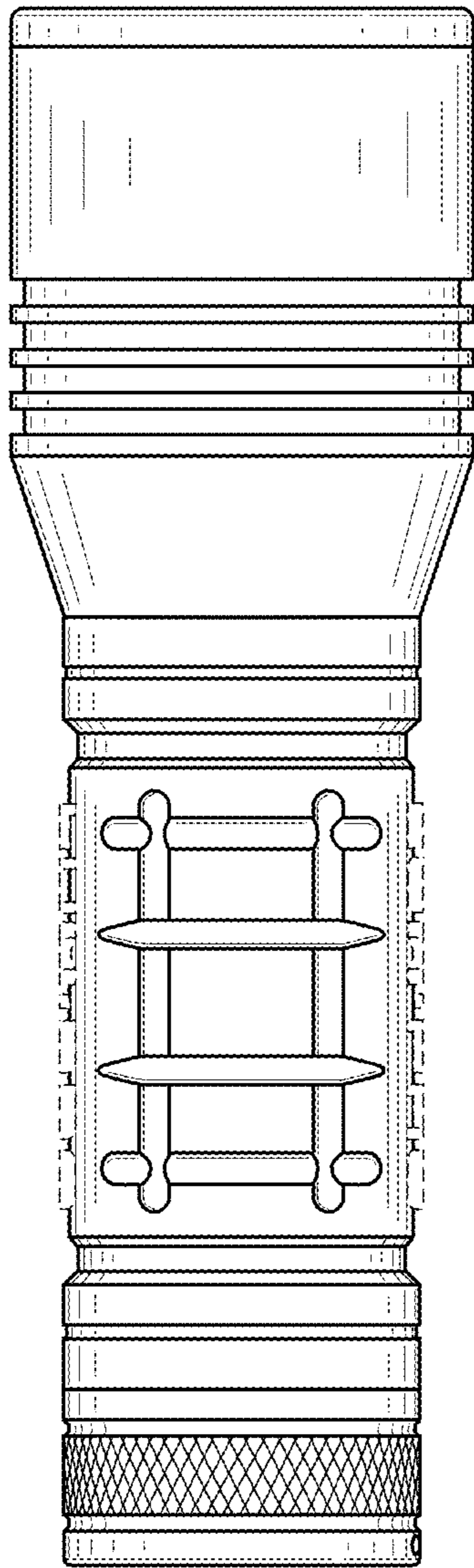


FIG. 5

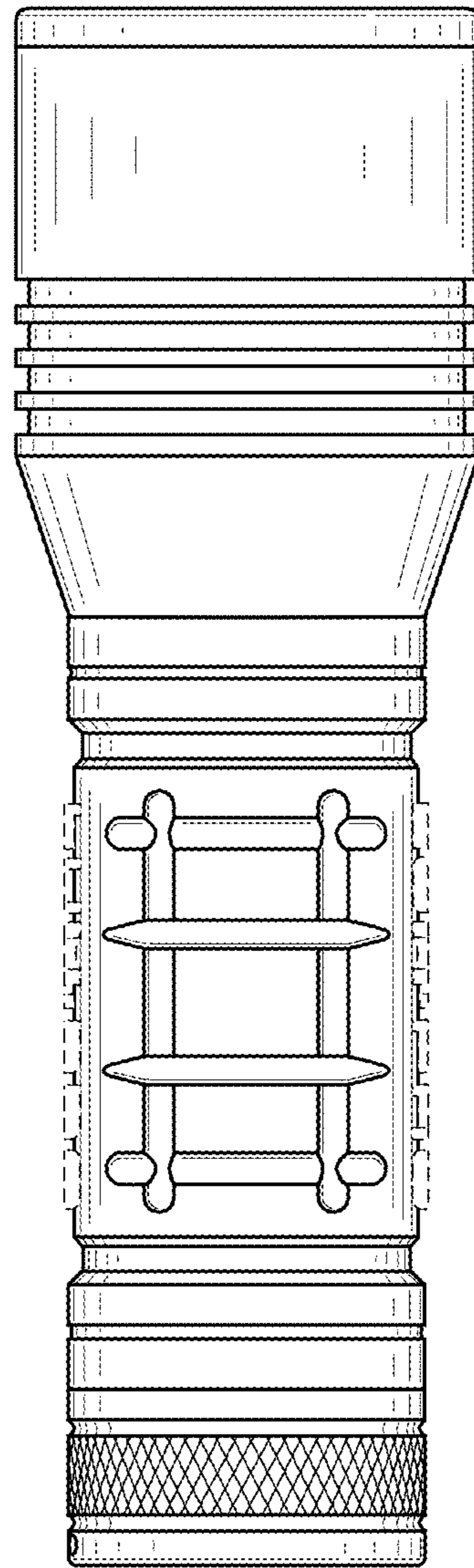


FIG. 6

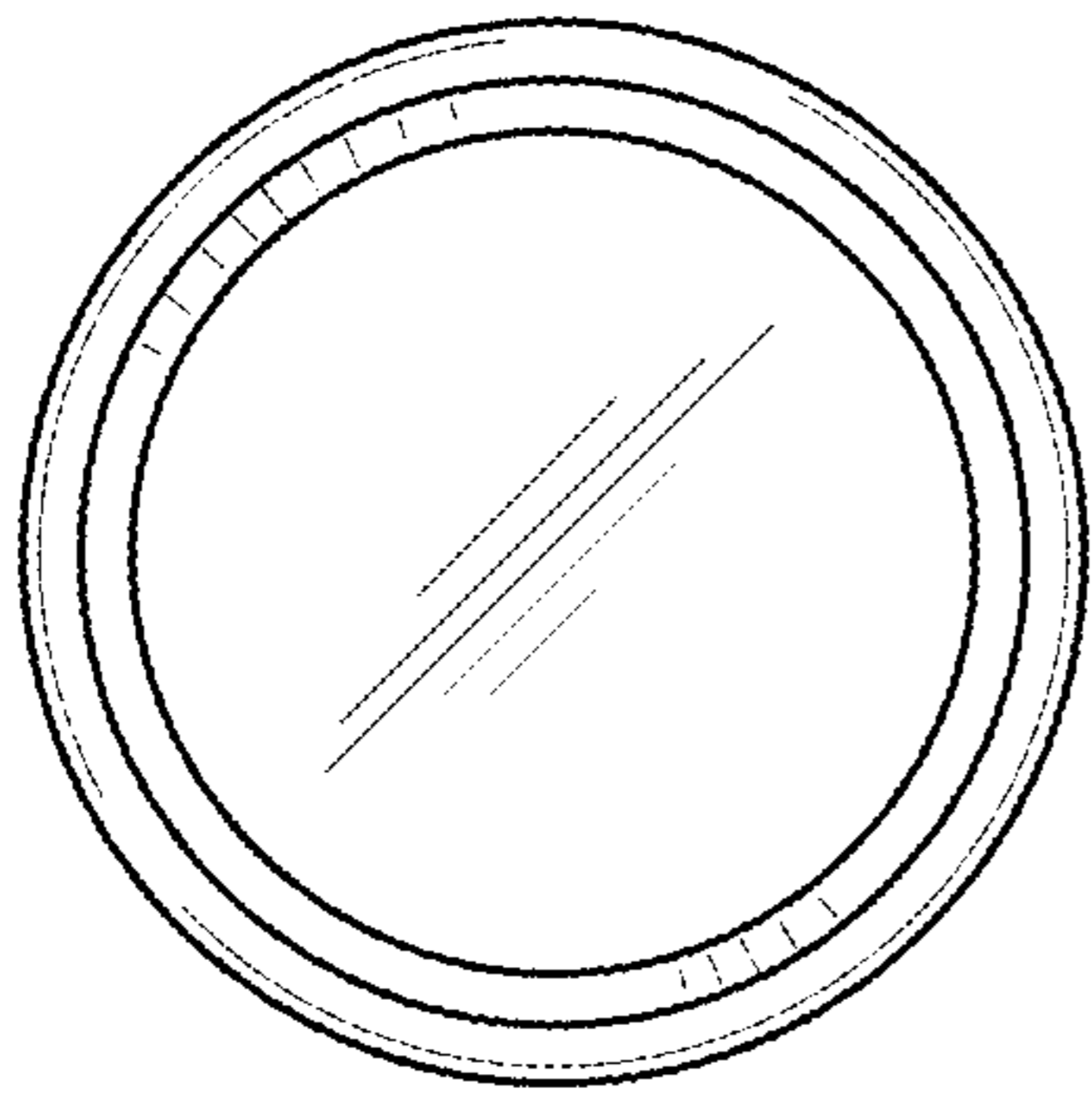


FIG. 7

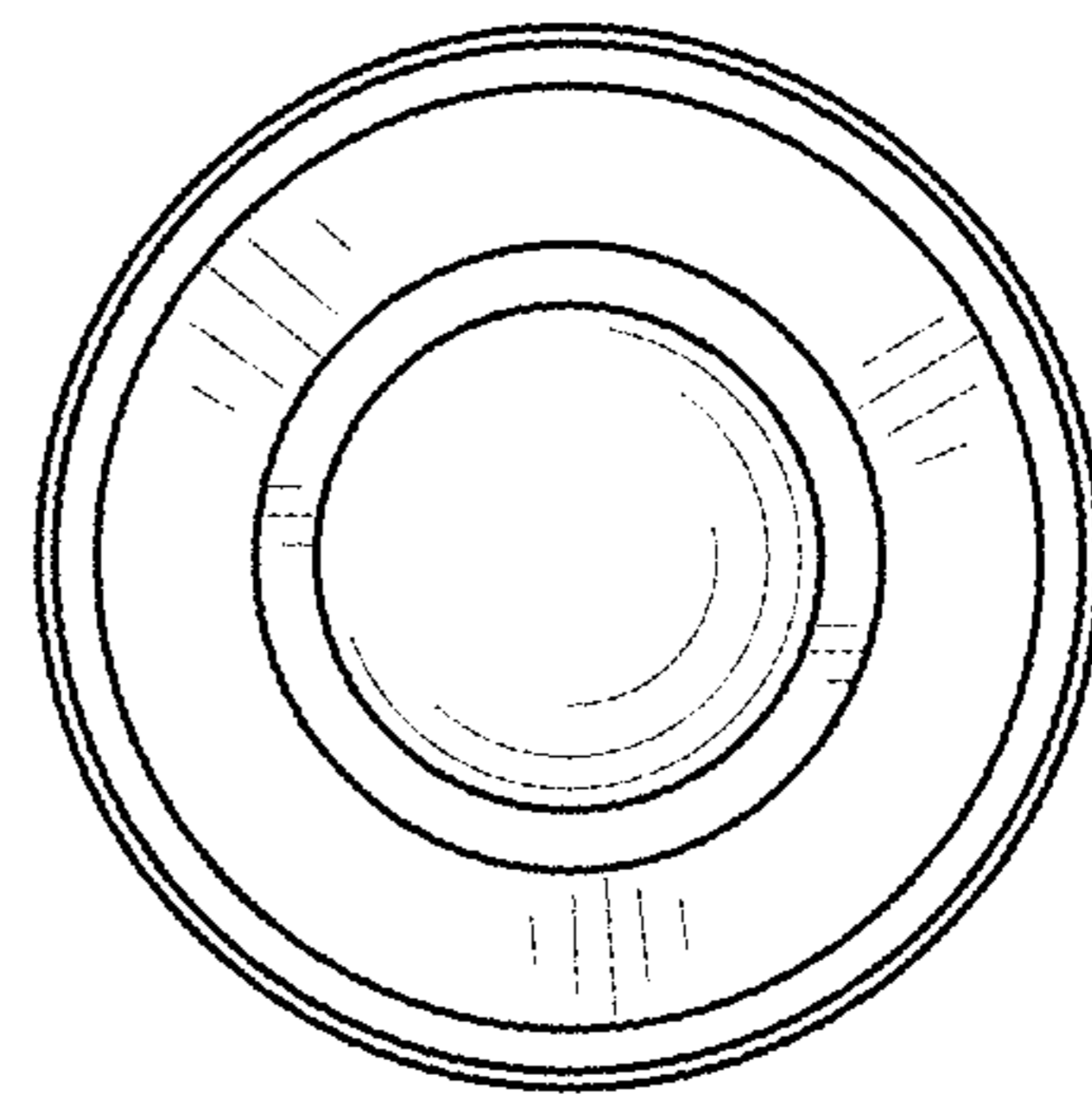


FIG. 8