



US00D895861S

(12) **United States Design Patent** (10) **Patent No.:** **US D895,861 S**
Lin (45) **Date of Patent:** **** Sep. 8, 2020**

(54) **AUTOMOBILE TAIL LIGHT**
(71) Applicant: **Chi-Chung Lin**, Hsinchu (TW)
(72) Inventor: **Chi-Chung Lin**, Hsinchu (TW)
(**) Term: **15 Years**
(21) Appl. No.: **29/730,715**
(22) Filed: **Apr. 7, 2020**
(51) **LOC (12) Cl.** **26-06**
(52) **U.S. Cl.**
USPC **D26/28**
(58) **Field of Classification Search**
USPC D26/28-36, 139
CPC F21S 48/00; F21S 48/10; F21S 48/115;
F21S 48/225; F21S 48/1233; F21S
48/1266; F21S 48/1388; F21S 48/2268;
F21V 21/04; F21V 29/004; B60Q 9/13;
B60Q 9/135; B60Q 9/1375
See application file for complete search history.

D472,996 S 4/2003 Horowitz
D473,666 S 4/2003 Horowitz
D475,473 S 6/2003 Horowitz
D475,474 S 6/2003 Hsieh et al.
D477,677 S 7/2003 Wu
D481,474 S 10/2003 Yang
D483,886 S 12/2003 Horowitz
D485,936 S 1/2004 Tsai
D488,584 S 4/2004 Tsai
D491,299 S 6/2004 Simmons et al.
D540,967 S 4/2007 Rogers
D553,766 S 10/2007 Golden et al.
D560,292 S * 1/2008 Sato D26/28
D574,524 S * 8/2008 Tomatsu D26/28
D584,839 S 1/2009 Choi et al.
D591,231 S 4/2009 Wung et al.
D631,177 S * 1/2011 Yang D26/28
D631,995 S 2/2011 Huschke
D694,291 S 11/2013 Hottmann et al.
D723,199 S * 2/2015 Lai D26/28
D743,064 S * 11/2015 Lai D26/28
D749,246 S * 2/2016 Thole D26/28

(Continued)

Primary Examiner — Marcus A Jackson
(74) *Attorney, Agent, or Firm* — Alexander Chen, Esq.

(56) **References Cited**
U.S. PATENT DOCUMENTS

D388,200 S 12/1997 Tomforde et al.
D449,898 S 10/2001 Horowitz
D456,919 S 5/2002 Horowitz
D460,205 S 7/2002 Horowitz
D460,833 S 7/2002 Horowitz
D464,748 S 10/2002 Horowitz
D466,574 S 12/2002 Vito
D467,019 S 12/2002 Horowitz
D467,366 S 12/2002 Shiesh
D468,036 S 12/2002 Horowitz
D468,462 S 1/2003 Horowitz
D469,554 S 1/2003 Horowitz
D470,259 S 2/2003 Horowitz
D470,614 S 2/2003 Chuang et al.
D471,303 S 3/2003 Pan et al.
D472,994 S 4/2003 Horowitz

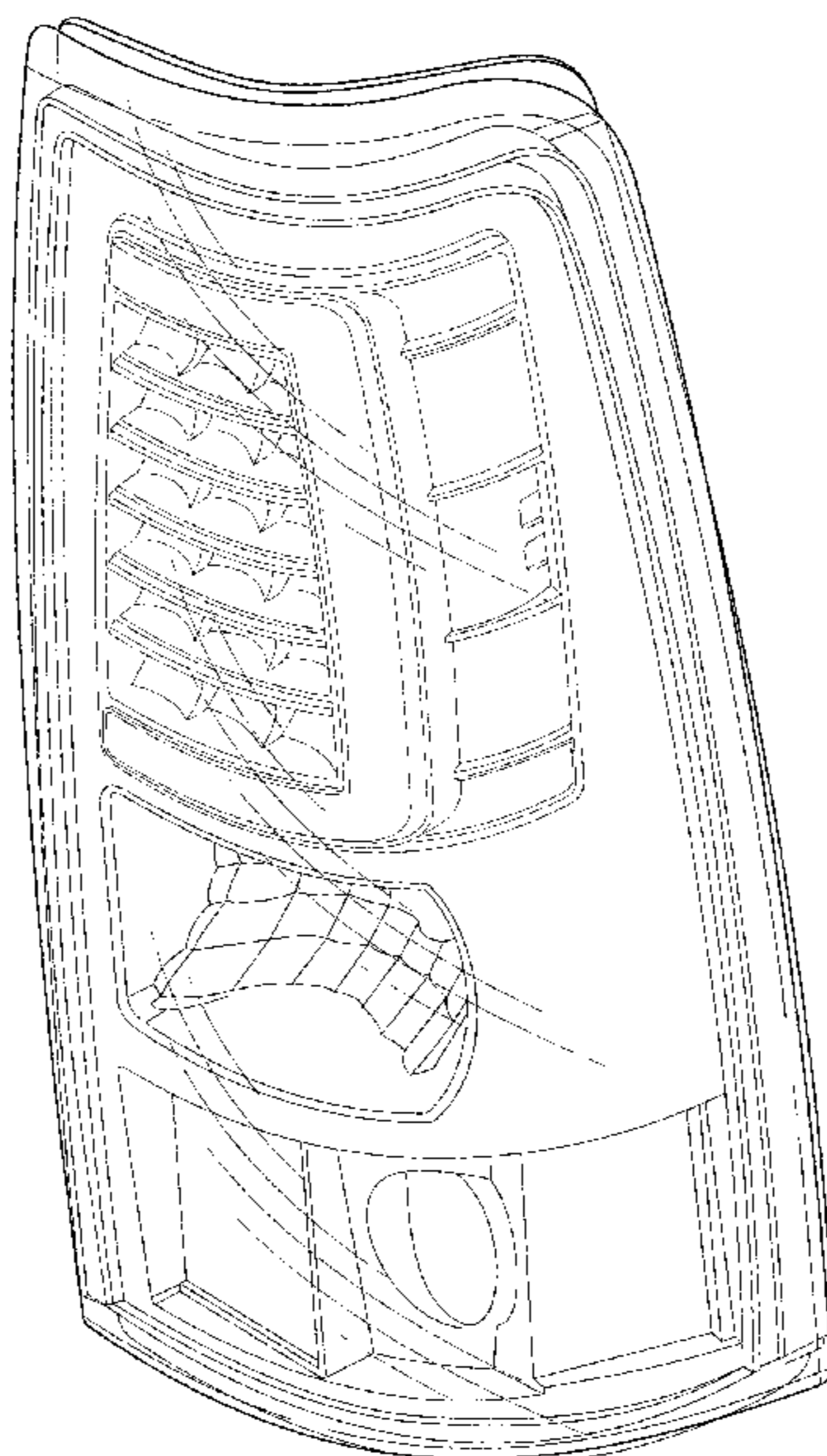
(57) **CLAIM**

The ornamental design for an automobile tail light, as shown and described.

DESCRIPTION

FIG. 1 is a perspective view of an automobile tail light; FIG. 2 is a front view thereof; FIG. 3 is a side view thereof; FIG. 4 is a top view thereof; and, FIG. 5 is a bottom view thereof. The broken lines are included to show environmental structure and form no part of the claimed design. The design envisioned contains a second portion whose image is mirror symmetrical to the one shown.

1 Claim, 5 Drawing Sheets



(56)

References Cited

U.S. PATENT DOCUMENTS

D761,979 S	7/2016	Wu	
D775,384 S *	12/2016	Lin D26/28
D787,723 S	5/2017	Wu	
D804,691 S	12/2017	Lin	
D816,247 S *	4/2018	Wu D26/28
D825,831 S	8/2018	Lin	
D830,590 S	10/2018	Lai	
D832,476 S *	10/2018	Yang D26/28
D835,310 S	12/2018	Thomas	
D840,066 S *	2/2019	Yang D26/28
D866,851 S	11/2019	Lai	
D871,660 S	12/2019	Lai	

* cited by examiner

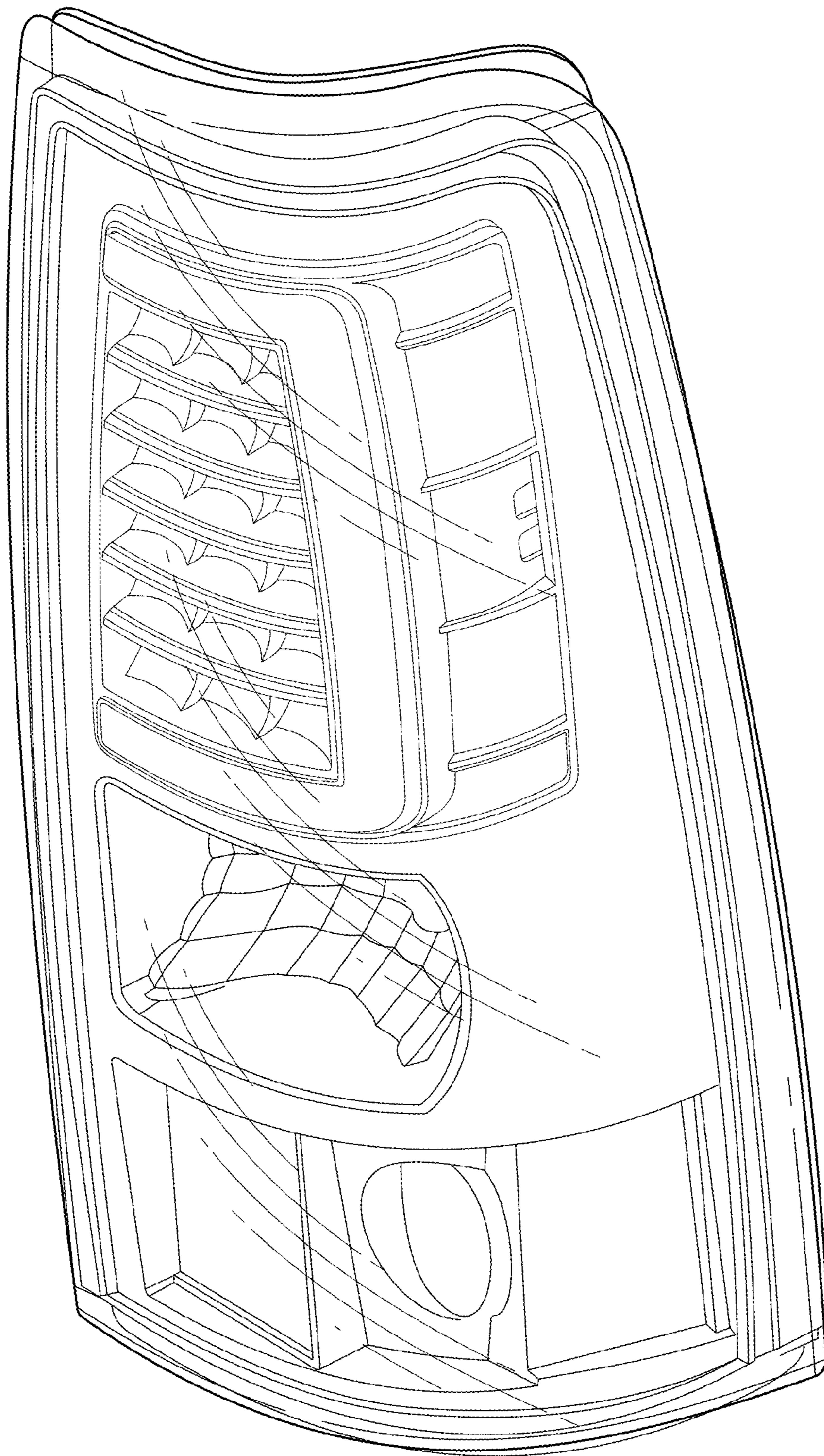


FIG. 1

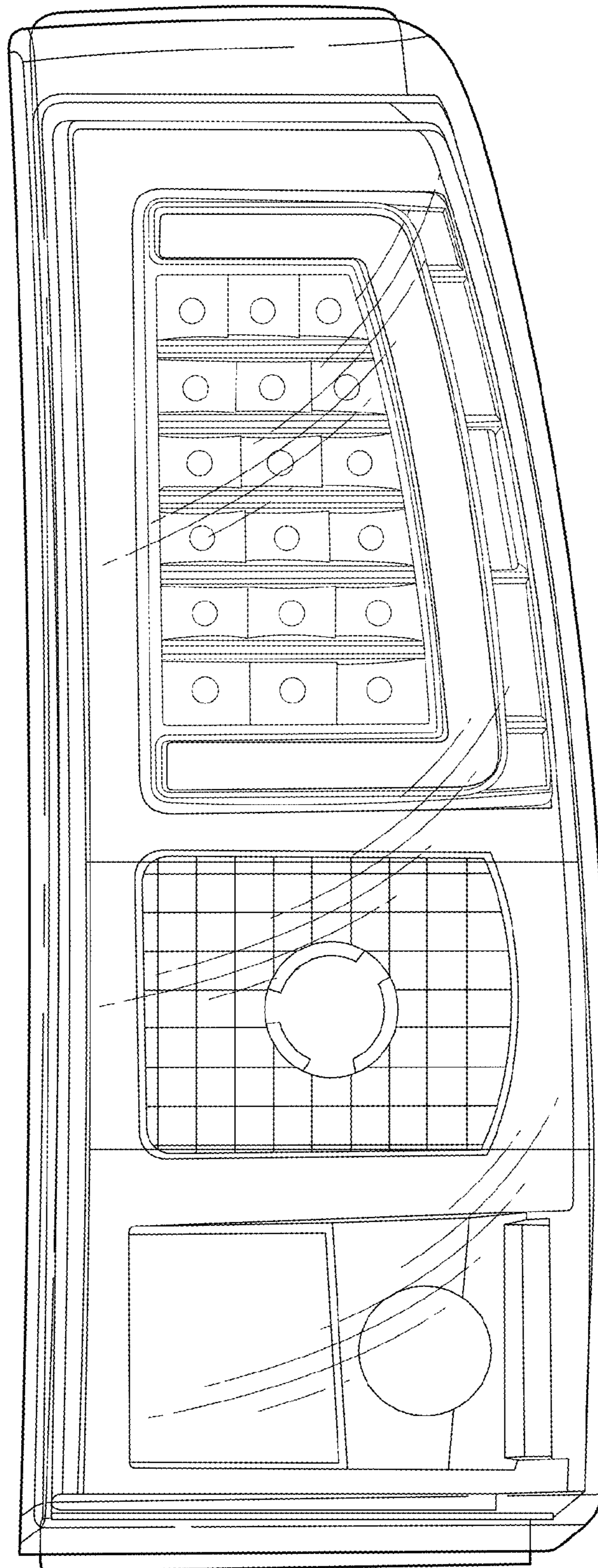


FIG. 2

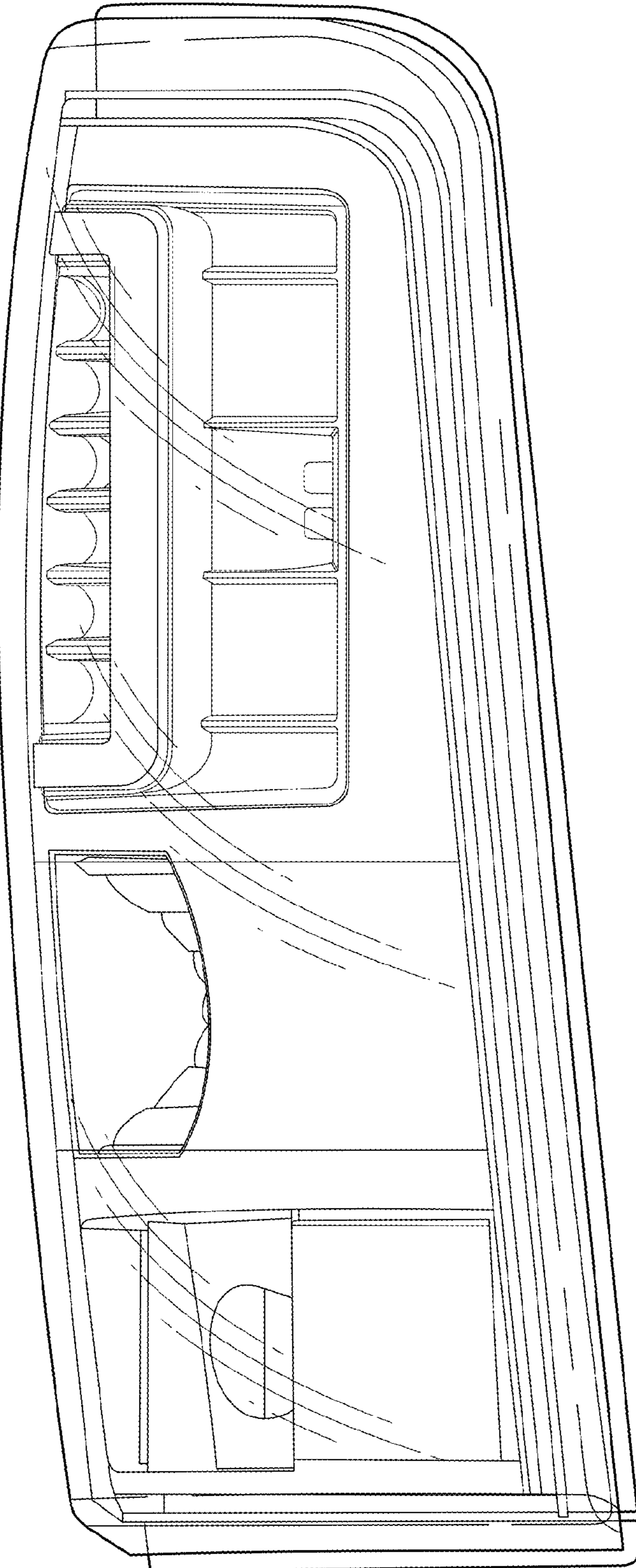


FIG. 3

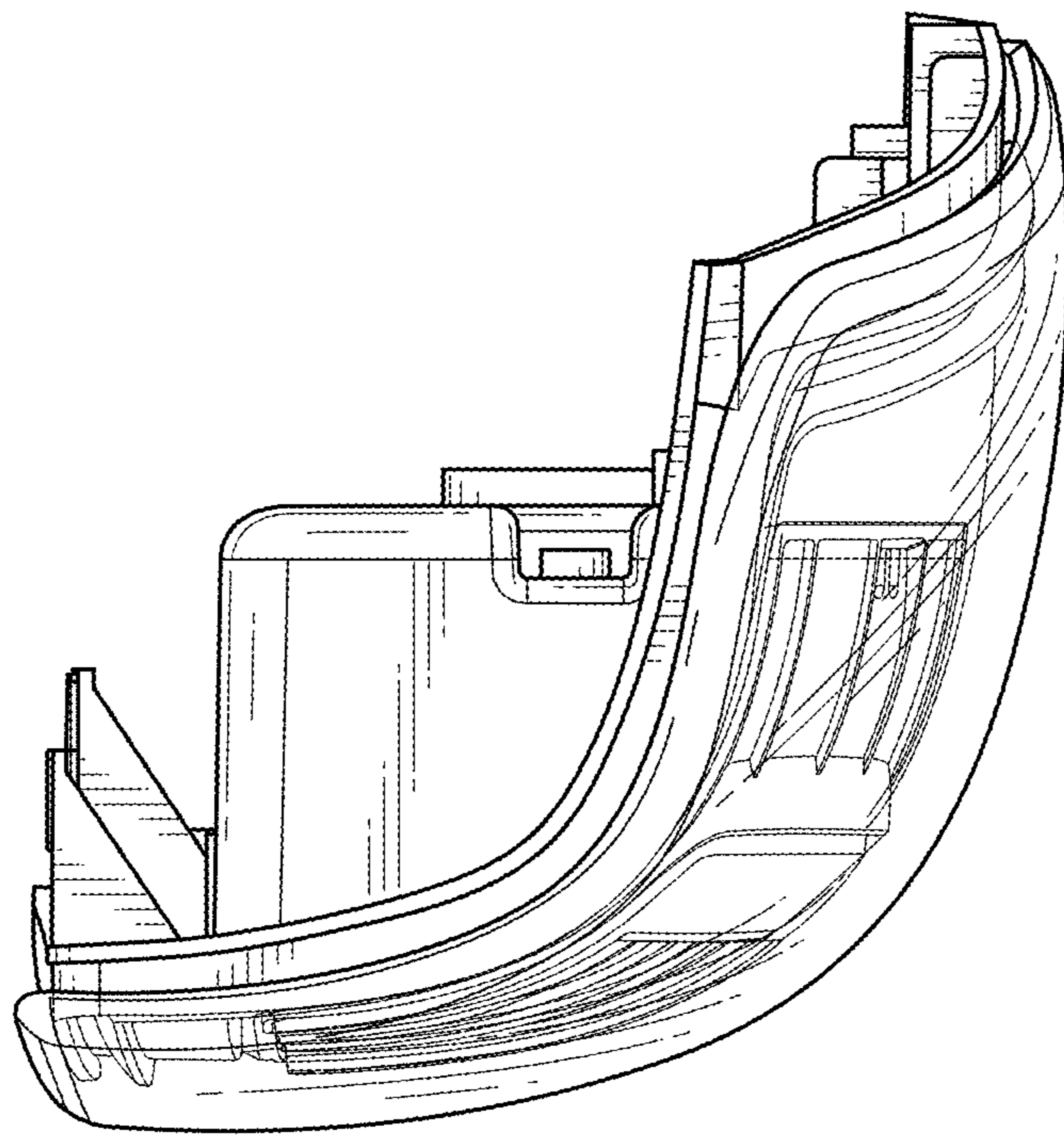


FIG. 4

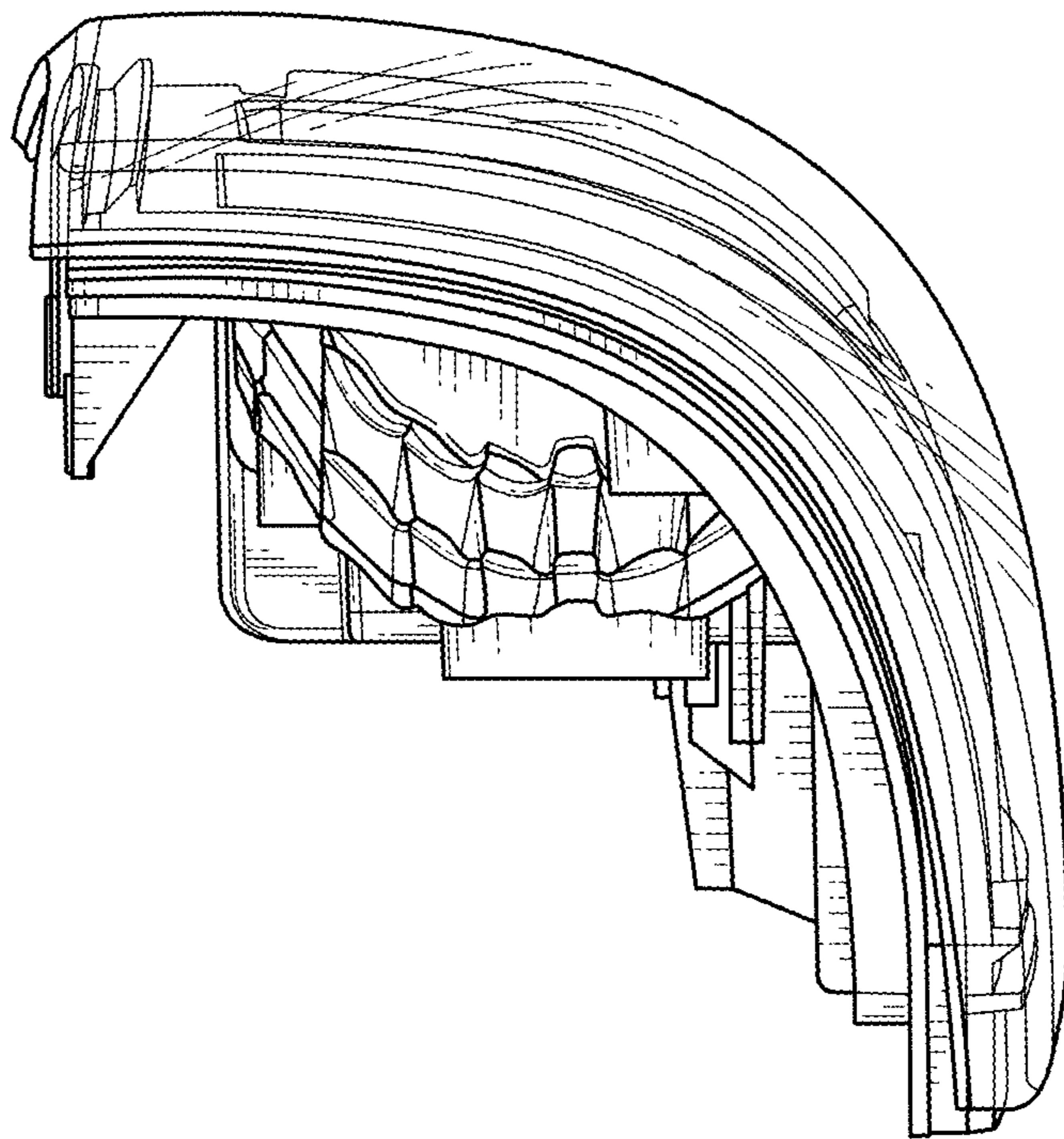


FIG. 5