



US00D895848S

(12) **United States Design Patent** (10) **Patent No.:** **US D895,848 S**
Helms et al. (45) **Date of Patent:** **** Sep. 8, 2020**

(54) **BUILDING EXTRUSION** D258,616 S * 3/1981 Dallaire D25/119
D291,009 S * 7/1987 Weilow D25/120
5,201,159 A * 4/1993 Goranson E04B 2/72
52/572
D371,208 S * 6/1996 De Zen D25/122
D394,716 S * 5/1998 Rinot D25/124
5,904,022 A * 5/1999 Zadok E04B 1/24
52/650.1
5,930,963 A * 8/1999 Nichols E04B 2/7422
52/239
D449,390 S * 10/2001 Goss D25/124
6,389,770 B1 * 5/2002 Santavicca E04C 3/40
52/13
D473,661 S * 4/2003 Kim D25/122
D541,953 S * 5/2007 Deleu D25/122
D547,462 S * 7/2007 Petta D25/122

(**) Term: **15 Years**

(21) Appl. No.: **29/661,523**

(22) Filed: **Aug. 28, 2018**

(30) **Foreign Application Priority Data**

Feb. 28, 2018 (NZ) 424132

(51) **LOC (12) Cl.** **25-01**

(52) **U.S. Cl.**
USPC **D25/124**

(58) **Field of Classification Search**

USPC D25/55, 60, 61, 119-125, 164, 199;
D8/349, 354, 373

CPC E04B 2/00; E04B 2/58; E04B 2/60; E04B
2/72; E04B 2/721; E04B 2/723; E04B
2/74; E04B 2002/725; E04B 2002/726;
E04B 2002/728; E04B 2002/7461; E04B
2002/7462; E04B 2002/7464; E04B
2002/7487; E04B 1/00; E04B 1/18; E04B
1/24; E04B 1/2403; E04B 1/38; E04B
1/58; E04B 1/5806; E04B 2001/2466;
E04B 2001/2481

See application file for complete search history.

(56) **References Cited**

U.S. PATENT DOCUMENTS

D210,286 S * 2/1968 Venema D25/122
D210,287 S * 2/1968 Venema D25/122

(Continued)

Primary Examiner — Llorellys Martinez

(74) *Attorney, Agent, or Firm* — Knobbe, Martens, Olson & Bear, LLP

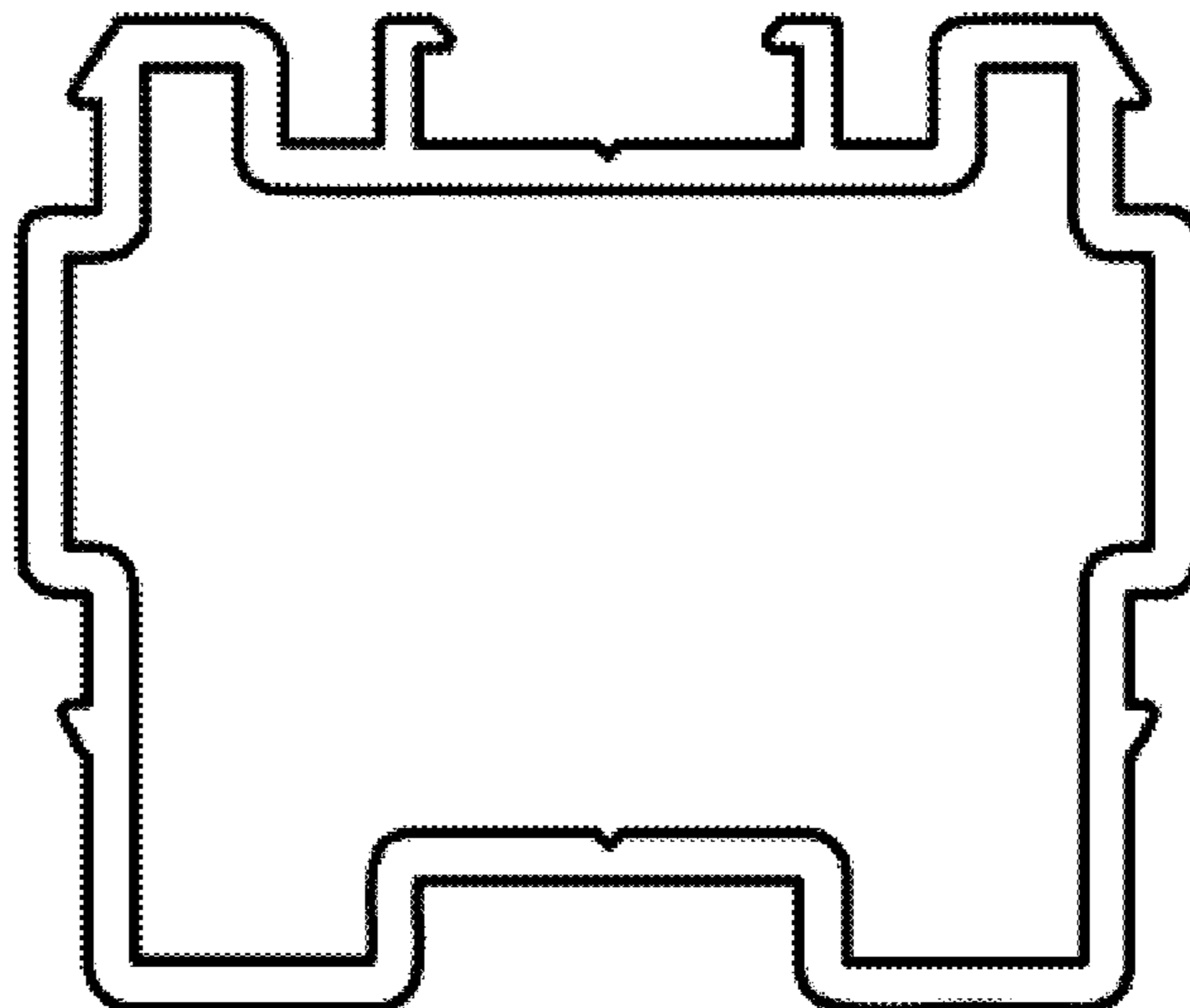
(57) **CLAIM**

The ornamental design for a building extrusion, as shown and described.

DESCRIPTION

FIG. 1 is a front end view of a building extrusion, showing our new design;
FIG. 2 is a back end view thereof;
FIG. 3 is a left side elevational view thereof;
FIG. 4 is a right side elevational view thereof;
FIG. 5 is a bottom plan view thereof;
FIG. 6 is a top plan view thereof; and,
FIG. 7 is a front, top and left side perspective view thereof.
The building extrusion is shown with a symbolic break in its length. The appearance of any portion of the building extrusion between the break lines forms no part of the claimed design.

1 Claim, 6 Drawing Sheets



(56)

References Cited

U.S. PATENT DOCUMENTS

D561,353 S *	2/2008	Antonic	D25/122
D579,584 S *	10/2008	Chaney	D25/124
D851,787 S *	6/2019	Busl	D25/122
2007/0094992 A1 *	5/2007	Antonic	E04B 1/24
			52/656.1
2007/0193143 A1 *	8/2007	Antonic	E06B 3/6621
			52/241
2017/0138059 A1 *	5/2017	Omori	E04B 1/24

* cited by examiner

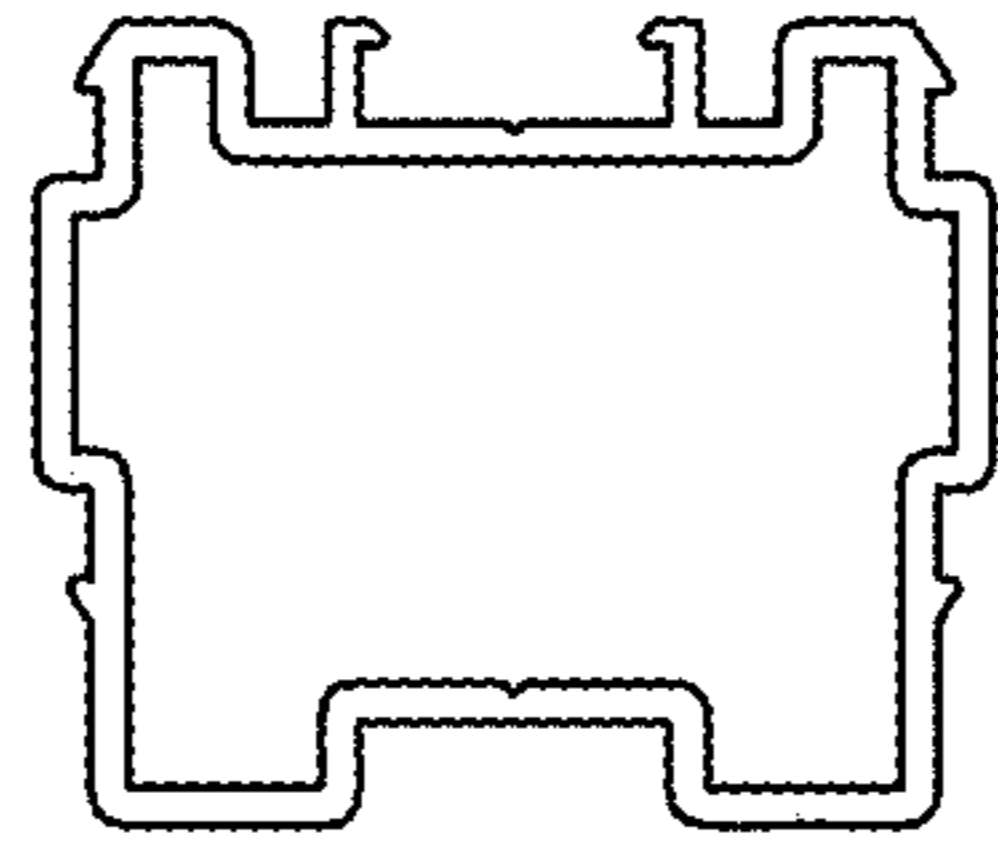


FIG. 1

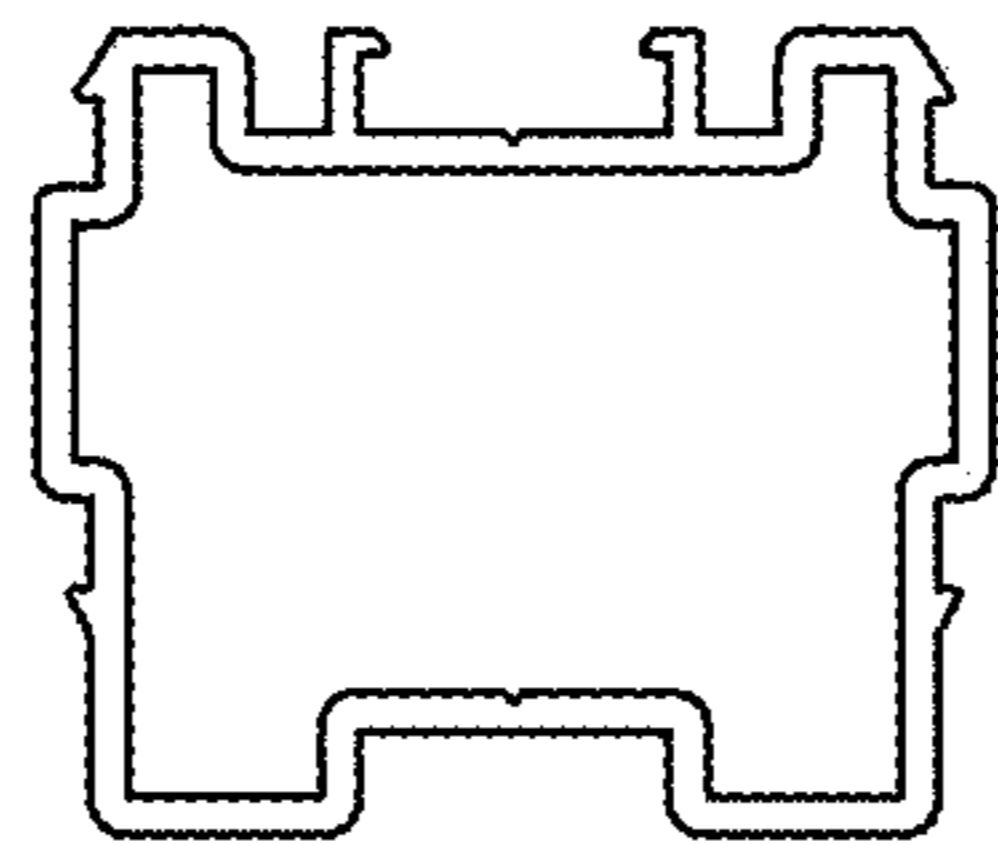


FIG. 2

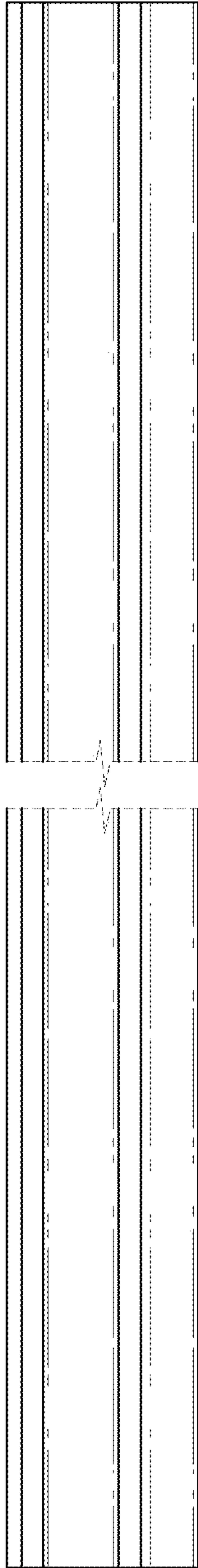


FIG. 3

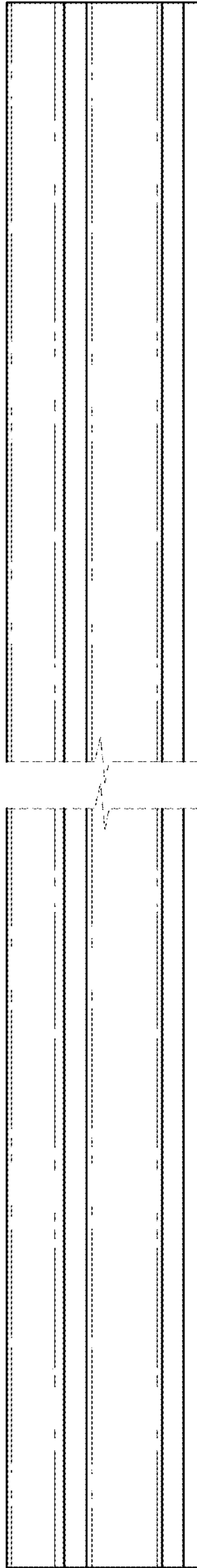


FIG. 4

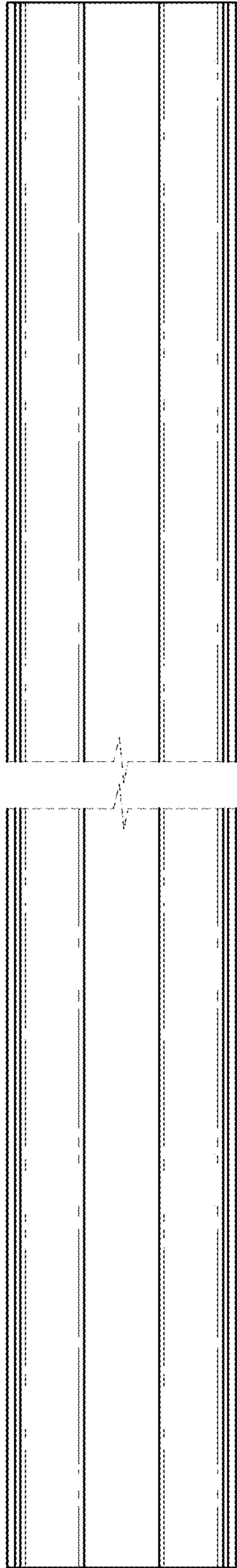


FIG. 5




FIG. 6

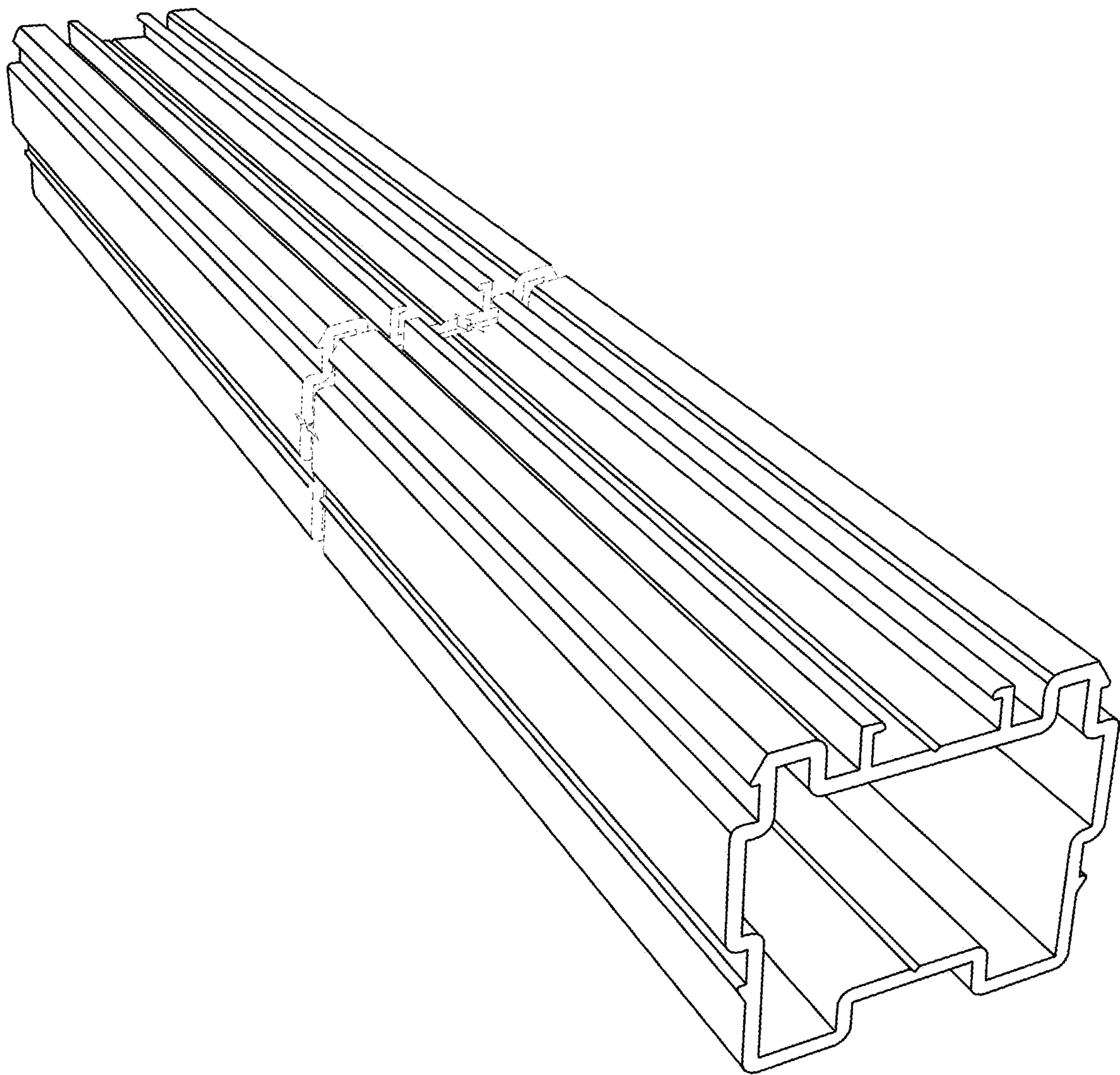


FIG. 7