



US00D895814S

(12) **United States Design Patent**
Nabavian

(10) **Patent No.:** **US D895,814 S**

(45) **Date of Patent:** **** Sep. 8, 2020**

- (54) **NASAL SPLINT DEVICE**
- (71) Applicant: **Ryzer Corp.**, Columbia, MD (US)
- (72) Inventor: **Reza Nabavian**, Columbia, MD (US)
- (73) Assignee: **Ryzer Corp.**, Columbia, MD (US)

- D745,160 S * 12/2015 Wanner D24/155
- D745,161 S * 12/2015 Wanner D24/155
- D780,317 S 2/2017 Vandervoort
- D781,429 S 3/2017 Westdyk
- 10,369,039 B1 * 8/2019 Snyder A61B 5/082

- (**) Term: **15 Years**
- (21) Appl. No.: **29/655,196**
- (22) Filed: **Jun. 29, 2018**

Related U.S. Application Data

- (62) Division of application No. 29/610,629, filed on Jul. 13, 2017, now Pat. No. Des. 862,712.
- (51) **LOC (12) Cl.** **24-03**
- (52) **U.S. Cl.**
USPC **D24/190**
- (58) **Field of Classification Search**
USPC D24/133, 189, 190, 200, 205, 211–215,
D24/155
CPC . A61F 5/08; A61F 13/126; A61F 2013/00476
See application file for complete search history.

(56) **References Cited**

U.S. PATENT DOCUMENTS

- D90,678 S 9/1933 Parke
- D310,278 S 8/1990 Quinlan
- D310,721 S 9/1990 Beisang, III
- D398,986 S 9/1998 Snoke et al.
- 5,850,834 A 12/1998 Yoshida et al.
- D583,514 S 12/2008 Mason
- D670,396 S 11/2012 Doogan
- D710,512 S 8/2014 Kitayama
- D719,662 S 12/2014 Pope
- D739,519 S 9/2015 Davi
- D743,565 S 11/2015 Engel et al.

OTHER PUBLICATIONS

DHGate. Self Adhesive Aluminum Plastic Nasal Splint Nose Job Rhinoplasty Splint Nose Nasal Fracture Splint Trapezoid 6*3.3* 3.5cm. No date specified. <https://www.dhgate.com/product/self-adhesive-aluminum-plastic-nasal-splint/454930082.html> (Year: 0).*
Kucik et al., American Family Physician. Management of Acute Nasal Fractures. Oct. 1, 2004 [earliest online date], [site visited May 3, 2018]. Available from Internet, URL:<https://www.aafp.org/afp/2004/1001/p1315.html> . (Year: 2004).

* cited by examiner

Primary Examiner — Darcey E Gottschalk

(74) *Attorney, Agent, or Firm* — Patent Law Works LLP

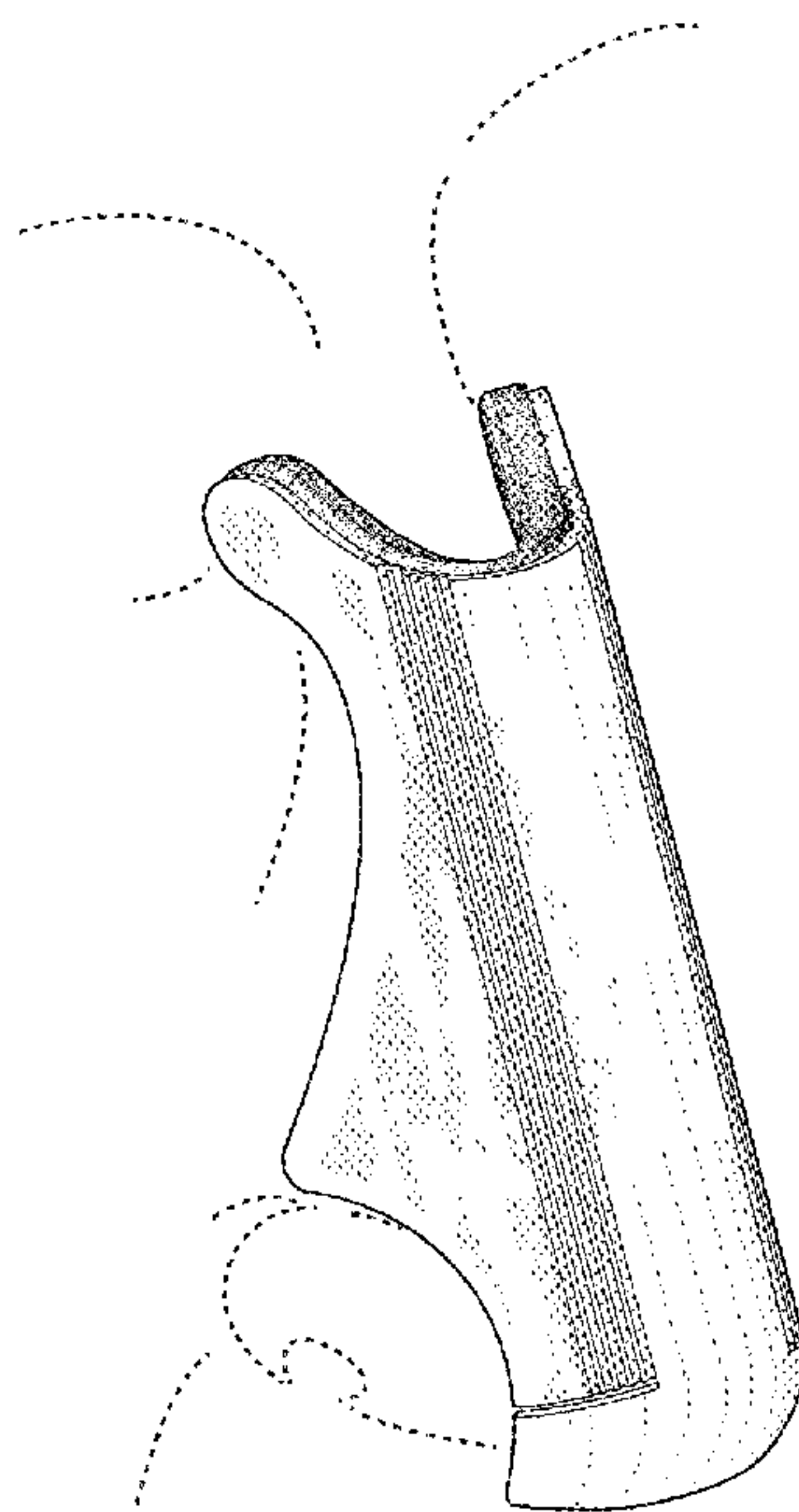
(57) **CLAIM**

The ornamental design for a nasal splint device, as shown and described.

DESCRIPTION

FIG. 1 is a front, top, and side perspective view of a nasal splint device illustrated positioned over a person's nose (shown by broken lines); and, FIG. 2 is a side perspective view thereof. The illustrations in the drawings that are shown in broken lines represent the environment or structure that is not part of the design. The stippling in the drawings indicates a contrast in appearance.

1 Claim, 1 Drawing Sheet



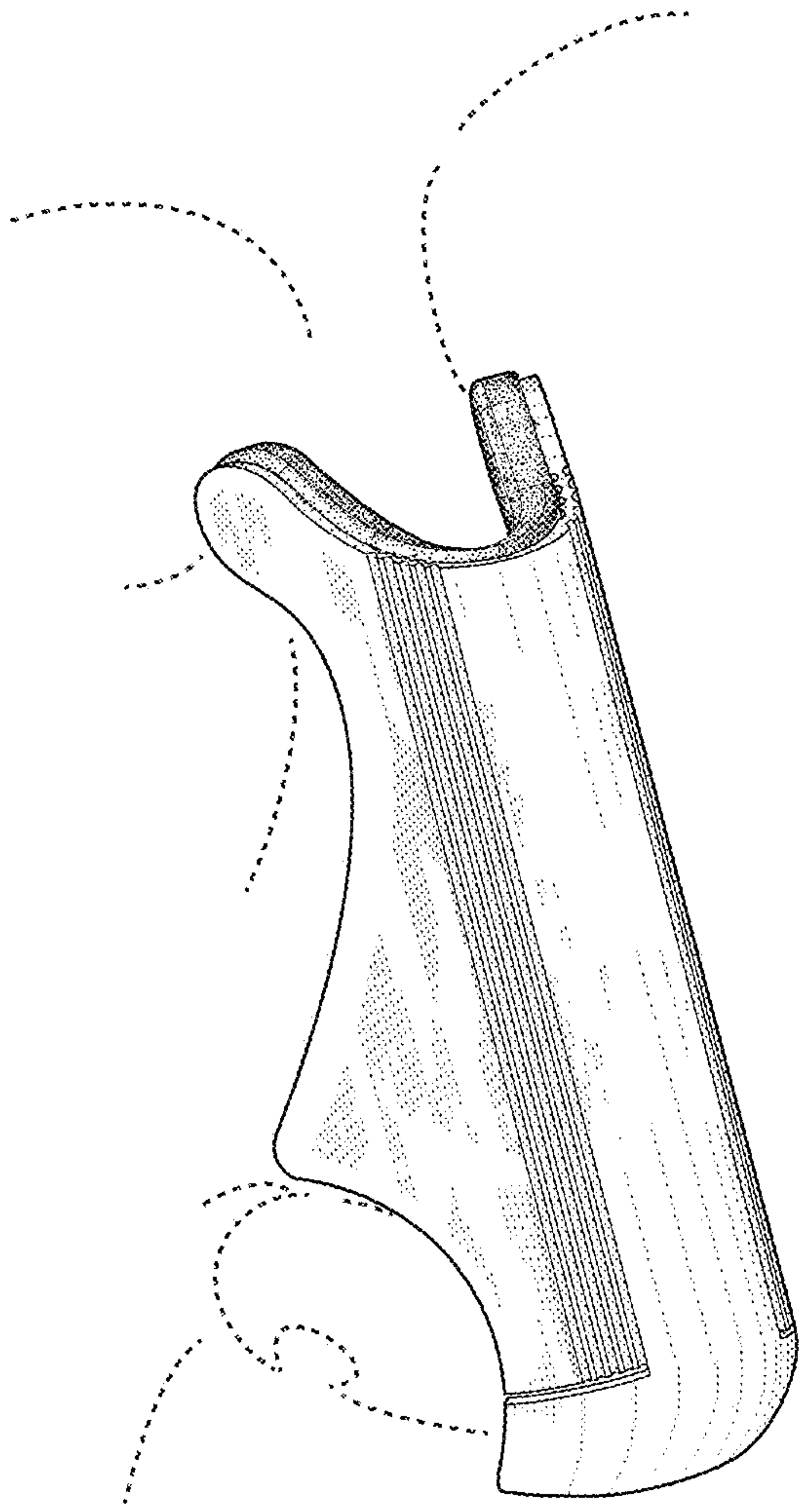


Fig. 1

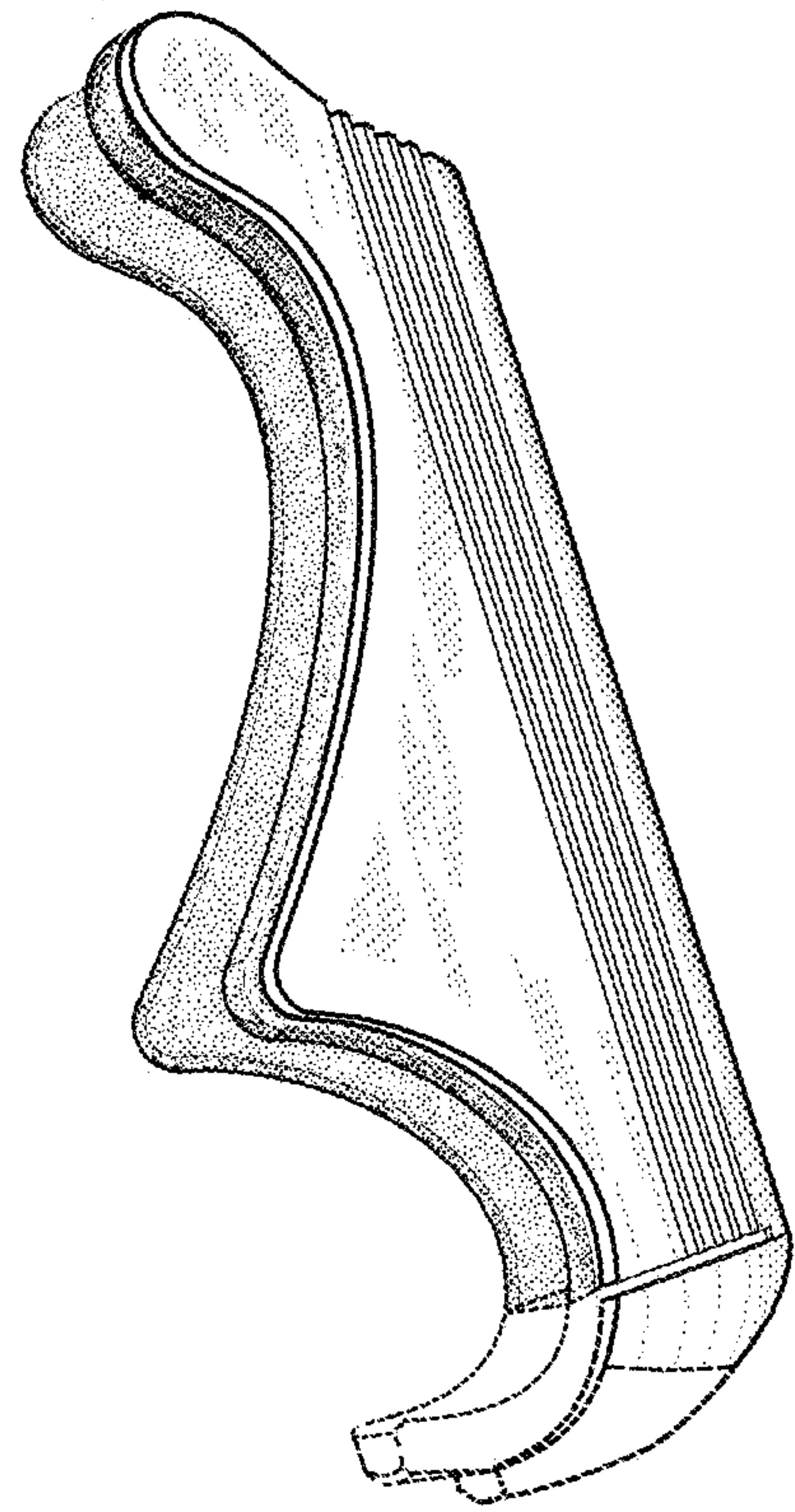


Fig. 2