



US00D895797S

(12) **United States Design Patent** (10) **Patent No.:** **US D895,797 S**
Brockmann (45) **Date of Patent:** **** Sep. 8, 2020**

(54) **ELECTRODE ASSEMBLY FOR RESECTOSCOPES**

(71) Applicant: **Olympus Winter & Ibe GmbH**,
Hamburg (DE)

(72) Inventor: **Christian Brockmann**, Hollenstedt
(DE)

(73) Assignee: **OLYMPUS WINTER & IBE GMBH**,
Hamburg (DE)

(**) Term: **15 Years**

(21) Appl. No.: **35/506,841**

(22) Filed: **Feb. 19, 2019**

(80) **Hague Agreement Data**

Int. Filing Date: **Feb. 19, 2019**
Int. Reg. No.: **DM/201089**
Int. Reg. Date: **Feb. 19, 2019**
Int. Reg. Pub. Date: **May 31, 2019**

(30) **Foreign Application Priority Data**

Aug. 20, 2018 (EM) 005614666-0001

(51) **LOC (12) Cl.** **24-02**

(52) **U.S. Cl.**
USPC **D24/133**

(58) **Field of Classification Search**
USPC D24/133, 167, 168, 187, 138
CPC A61B 1/31
See application file for complete search history.

(56) **References Cited**

U.S. PATENT DOCUMENTS

D856,513	S	*	8/2019	Taylor	D24/133
D857,195	S	*	8/2019	Taylor	D24/133
D876,623	S	*	2/2020	Yang	D24/133
D880,973	S	*	4/2020	Bast	D8/107
D880,974	S	*	4/2020	Bast	D8/107
D883,480	S	*	5/2020	Leibowitz	D24/133
D884,889	S	*	5/2020	Cahill	D24/133

* cited by examiner

Primary Examiner — Eliza Z Bennett-Hattan
(74) *Attorney, Agent, or Firm* — Oliff PLC

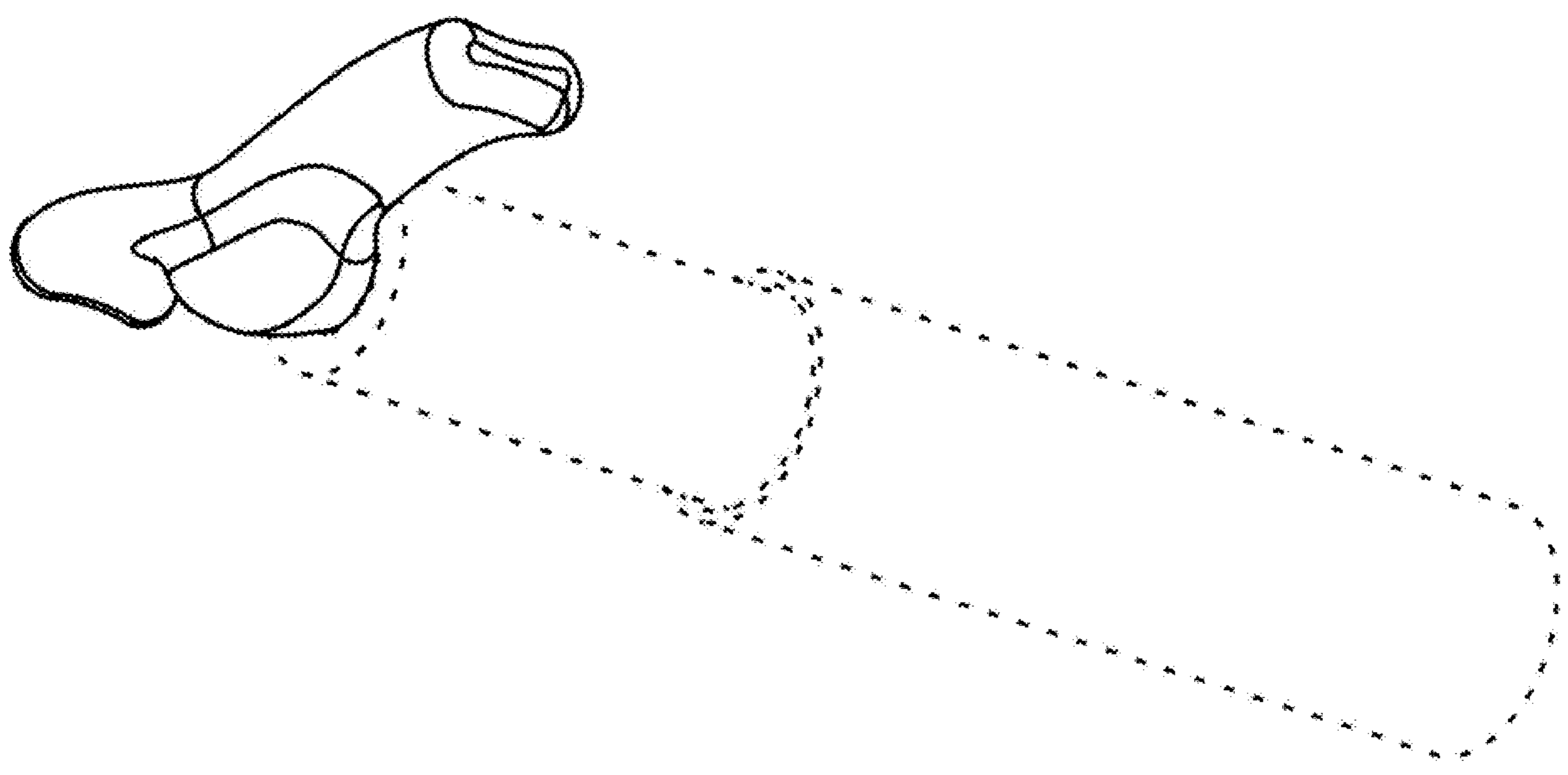
(57) **CLAIM**

The ornamental design for an electrode assembly for resectoscopes, as shown and described.


DESCRIPTION

1. Electrode assembly for resectoscopes
1.1: top view of an electrode assembly for resectoscopes,
1.2: top left view of an electrode assembly for resectoscopes,
1.3: bottom left view of an electrode assembly for resectoscopes,
1.4: bottom view of an electrode assembly for resectoscopes,
1.5: left view of an electrode assembly for resectoscopes,
1.6: front view of an electrode assembly for resectoscopes,
1.7: back view of an electrode assembly for resectoscopes and
1.8: right view of an electrode assembly for resectoscopes.
The broken line showing in figures **1.1** through **1.8** is for the purpose of illustrating portions of the part of the electrode assembly for resectoscopes that form no part of the claimed design.

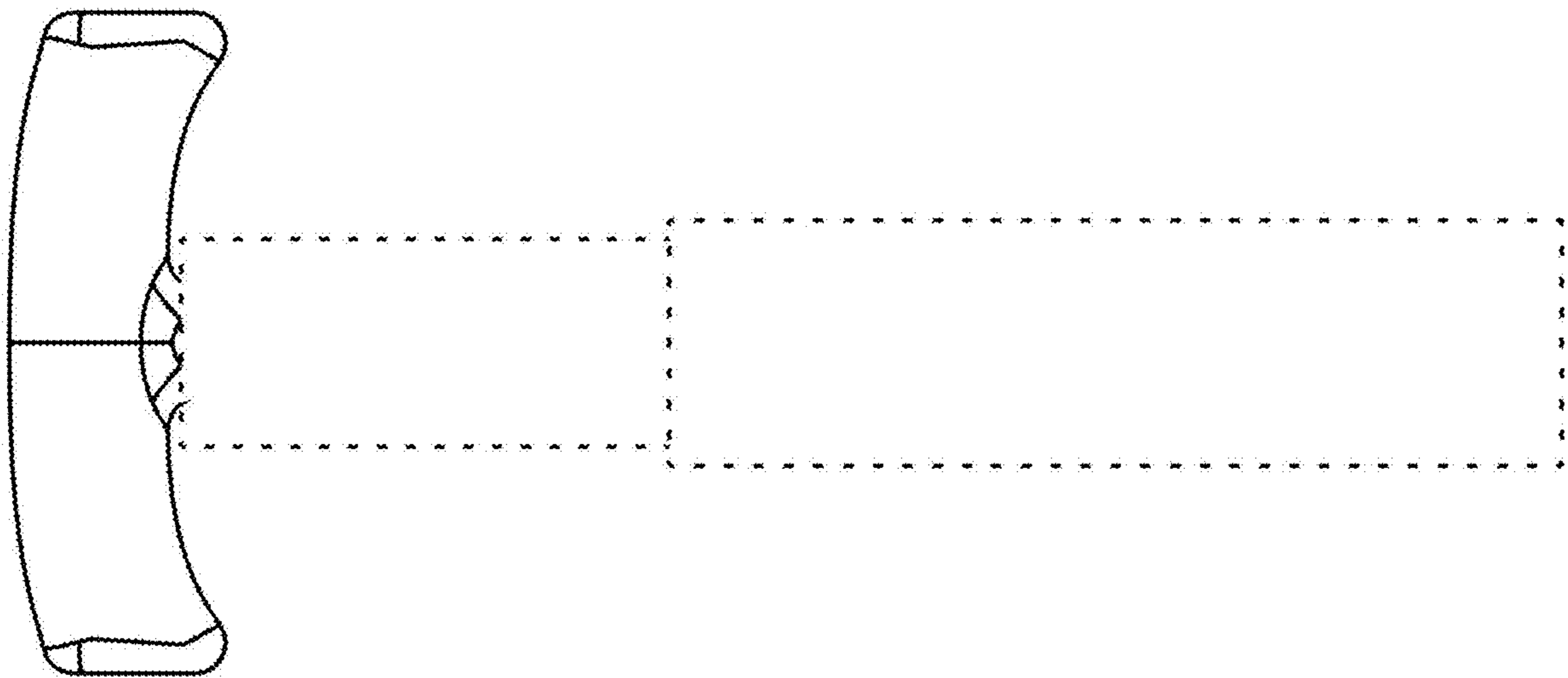
1 Claim, 8 Drawing Sheets



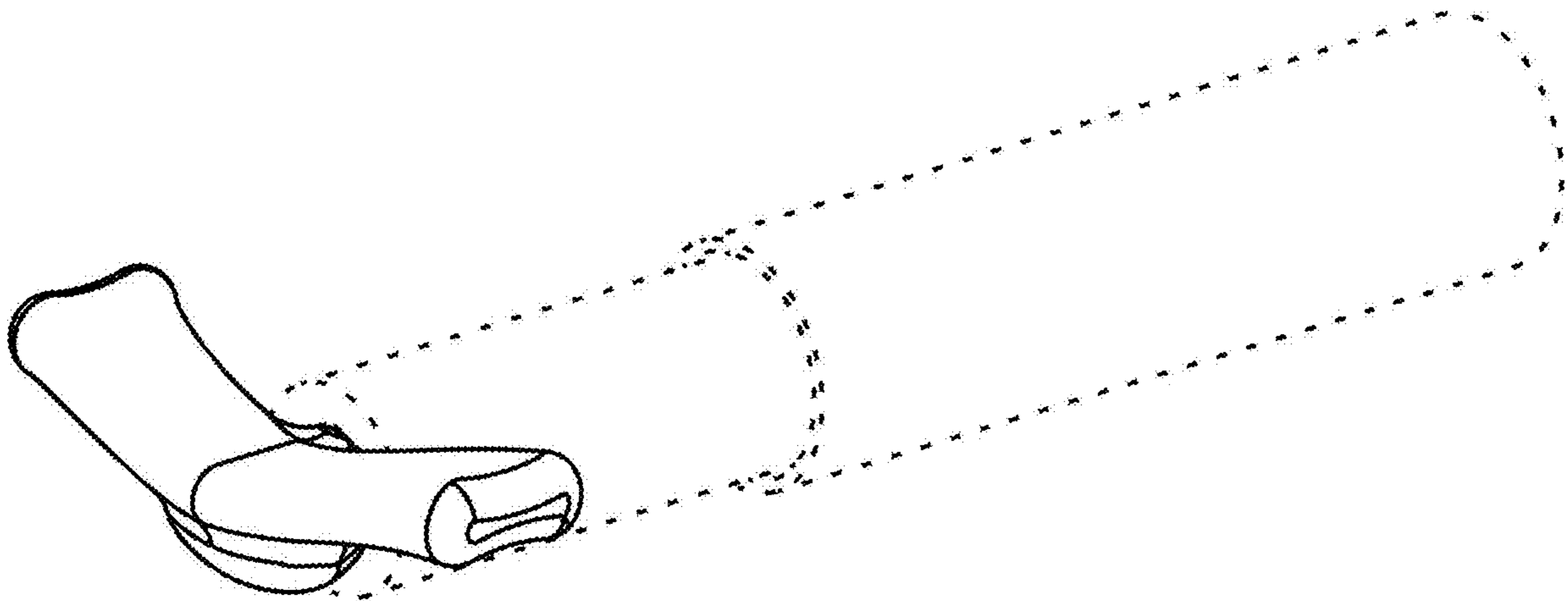
1.1



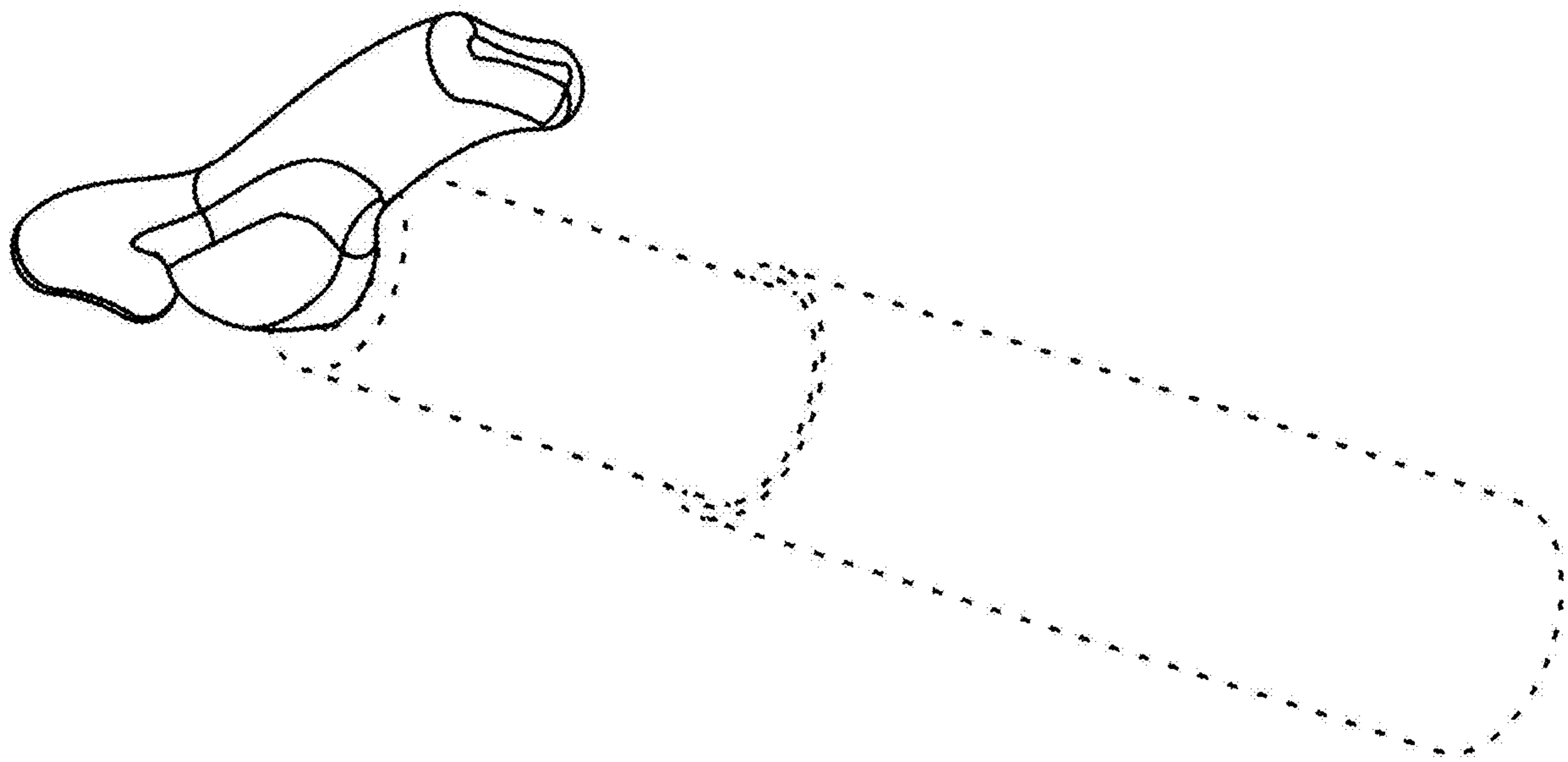
1.2



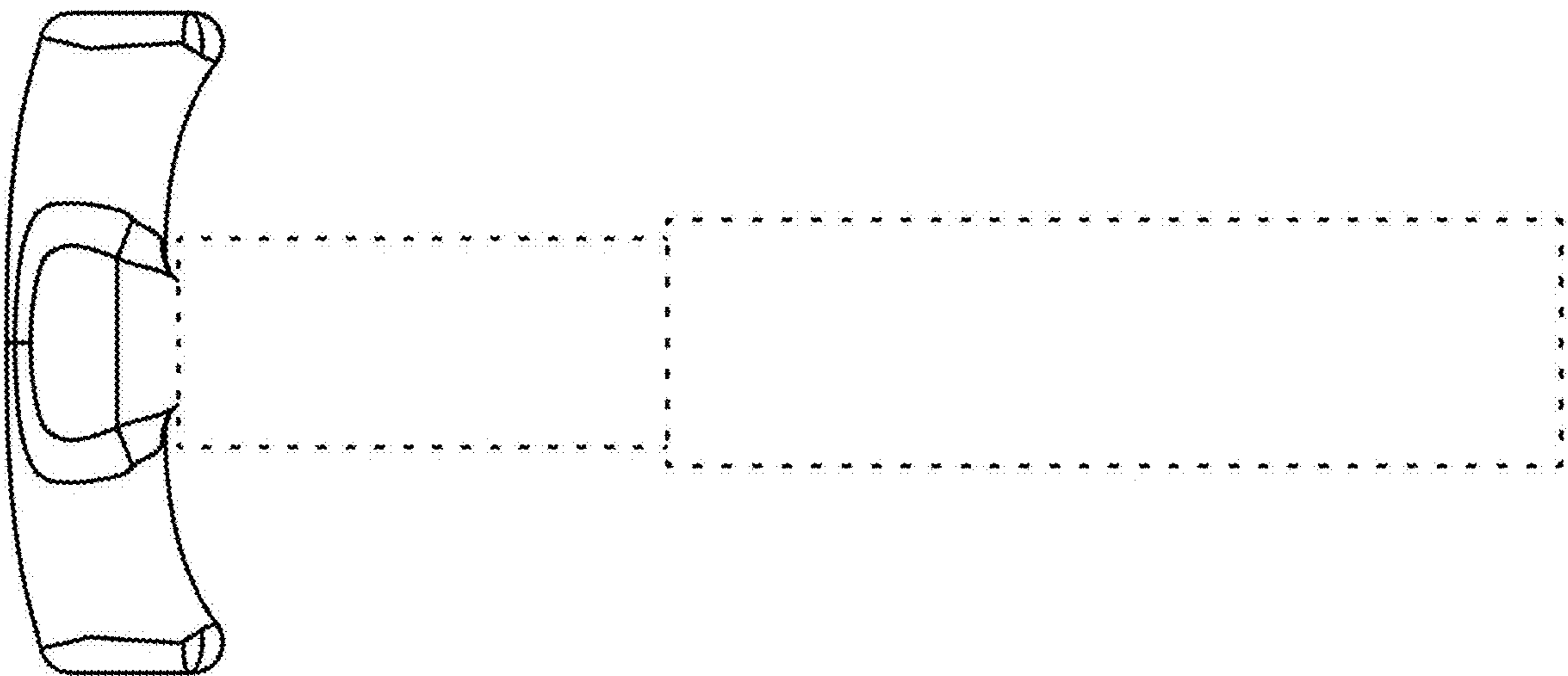
1.3




1.4



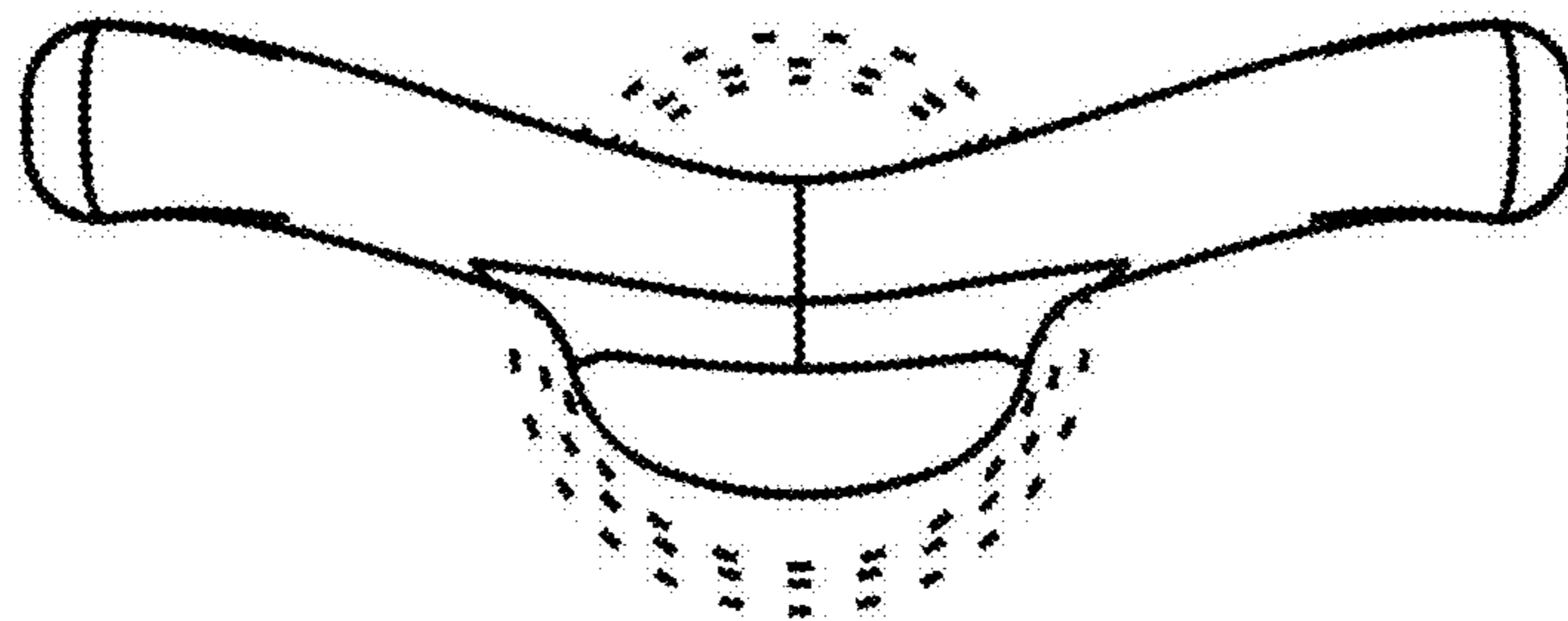
1.5



1.6



1.7



1.8

