



US00D895790S

(12) **United States Design Patent** (10) **Patent No.:** **US D895,790 S**
Daily (45) **Date of Patent:** **** Sep. 8, 2020**

(54) **COUGH SHIELD FRAME**
(71) Applicant: **Earl Franklin Daily**, Shelbyville, KY (US)
(72) Inventor: **Earl Franklin Daily**, Shelbyville, KY (US)
(**) Term: **15 Years**
(21) Appl. No.: **29/678,432**
(22) Filed: **Jan. 29, 2019**
(51) **LOC (12) Cl.** **29-02**
(52) **U.S. Cl.**
USPC **D24/110.1**
(58) **Field of Classification Search**
USPC D24/108, 110, 110.5, 111, 112, 128, D24/110.4, 127, 129, 110.1; D29/108, D29/110, 129; D21/402
CPC A61M 16/0666; A61M 16/0672; A61M 2202/0208; A61M 16/0683; A61M 16/06; A61M 2210/0618; A61M 16/0616; A61M 16/0622; A61M 16/0633; A61M 16/00; A61B 90/05; A61B 90/40; A47F 2010/065
See application file for complete search history.

(56) **References Cited**
U.S. PATENT DOCUMENTS
1,671,342 A * 5/1928 Cantor A61B 3/0008 128/863
2,382,949 A * 8/1945 McLaren A63H 33/28 446/15
D209,183 S * 11/1967 Vorves D28/9
D247,580 S * 3/1978 Hannon D28/9
D268,877 S * 5/1983 Loewenstine D28/9
4,396,027 A * 8/1983 Loewenstine A45D 44/12 132/212

5,135,422 A * 8/1992 Bowen A63H 33/28 446/15
D396,109 S * 7/1998 Piche D24/152
D440,357 S * 4/2001 Stuermer D28/9
6,551,163 B1 * 4/2003 Mitchell A63H 33/28 446/15
D641,869 S * 7/2011 Schultz D24/133
D657,498 S * 4/2012 Shi D29/108
D666,776 S * 9/2012 Shim D24/110.2
D684,322 S * 6/2013 Shim D24/110.2
D777,988 S * 1/2017 Miros D29/108
D827,936 S * 9/2018 Jung D29/110
10,172,398 B2 * 1/2019 Saco A41D 13/1161
2012/0260389 A1 * 10/2012 Gosine A41D 13/1184 2/9
2013/0255698 A1 * 10/2013 Ryou A41D 13/1107 128/863

* cited by examiner

Primary Examiner — Lilyana Bekic
(74) *Attorney, Agent, or Firm* — Duncan Galloway Egan Greenwald PLLC; Theresa Camoriano; Guillermo Camoriano


(57) **CLAIM**

The ornamental design for a cough shield frame, as shown and described.

DESCRIPTION

FIG. 1 is a front perspective view of a cough shield frame showing my design;
FIG. 2 is a rear perspective view thereof;
FIG. 3 is a front view thereof;
FIG. 4 is a rear view thereof;
FIG. 5 is a top view thereof;
FIG. 6 is a bottom view thereof;
FIG. 7 is a left side view thereof; and,
FIG. 8 is a right side view thereof.

1 Claim, 8 Drawing Sheets






Fig. 1




Fig. 2




Fig. 3




Fig. 4

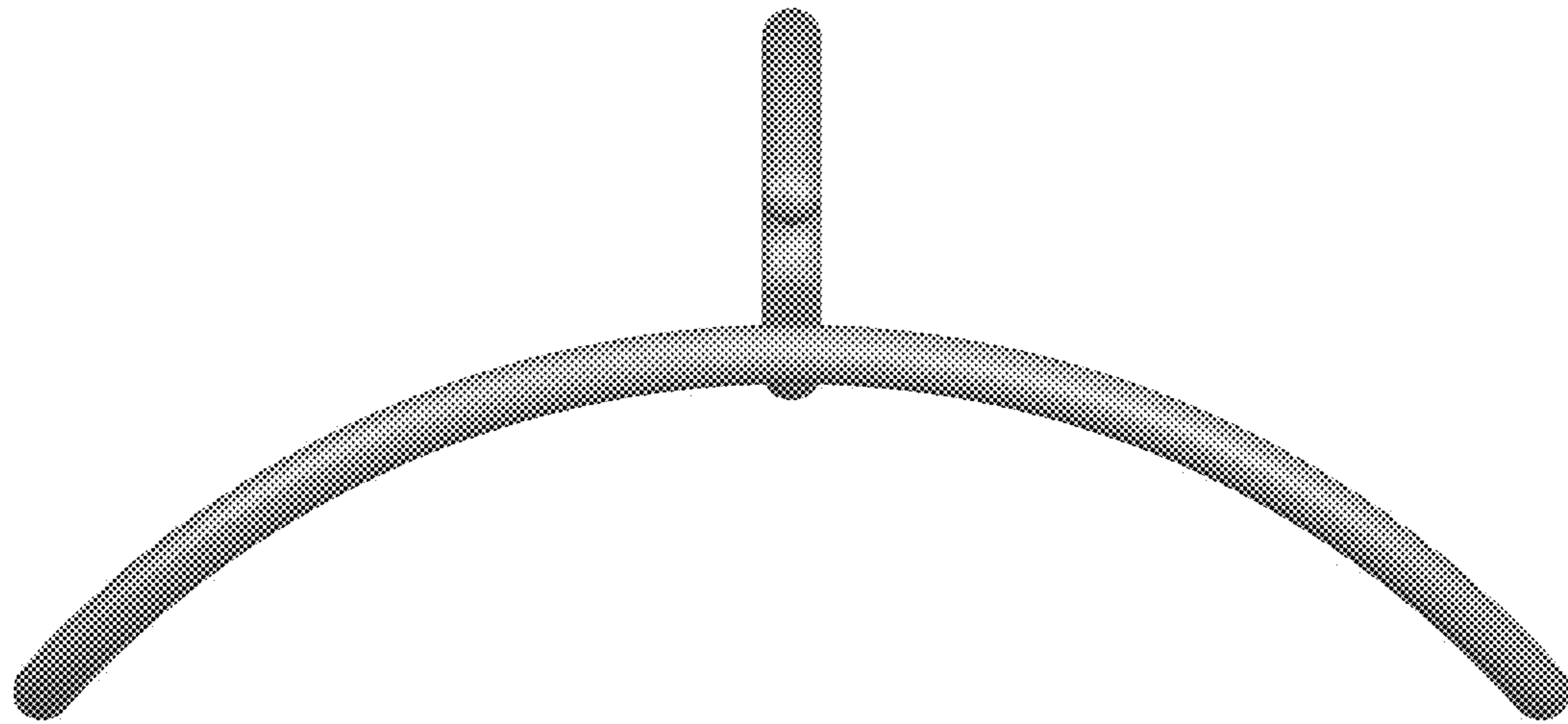


Fig. 5





Fig. 6

Fig. 7






Fig. 8