



US00D895787S

(12) **United States Design Patent** (10) **Patent No.:** **US D895,787 S**
Pratt et al. (45) **Date of Patent:** **** Sep. 8, 2020**

(54) **NEGATIVE PRESSURE THERAPY DEVICE**
(71) Applicant: **KCI Licensing, Inc.**, San Antonio, TX (US)
(72) Inventors: **Benjamin Andrew Pratt**, Poole (GB); **Robert Chilton, III**, San Antonio, TX (US)
(73) Assignee: **KCI Licensing, Inc.**, San Antonio, TX (US)

3,682,180 A 8/1972 McFarlane
3,826,254 A 7/1974 Mellor
4,080,970 A 3/1978 Miller
4,096,853 A 6/1978 Weigand
4,139,004 A 2/1979 Gonzalez, Jr.
4,165,748 A 8/1979 Johnson

(Continued)

FOREIGN PATENT DOCUMENTS

AU 550575 B2 3/1986
AU 745271 B2 3/2002

(Continued)

(**) Term: **15 Years**

(21) Appl. No.: **29/690,837**

(22) Filed: **May 10, 2019**

(51) **LOC (12) Cl.** **24-01**

(52) **U.S. Cl.**
USPC **D24/108**

(58) **Field of Classification Search**
USPC D24/107, 108, 111, 127, 129, 188, 185, D24/121

CPC .. A61M 1/0088; A61M 1/0031; A61M 27/00; A61M 1/0023; A61M 1/0001; A61M 1/009; A61M 1/0096; A61M 1/0058; A61M 1/0066; A61M 1/00

See application file for complete search history.

OTHER PUBLICATIONS

Louis C. Argenta, MD and Michael J. Morykwas, PHD; Vacuum-Assisted Closure: A New Method for Wound Control and Treatment: Clinical Experience; Annals of Plastic Surgery; vol. 38, No. 6, Jun. 1997; pp. 563-576.

(Continued)

Primary Examiner — Lilyana Bekic

(57) **CLAIM**

The ornamental design for a negative pressure therapy device, as shown and described.

DESCRIPTION

FIG. 1 is a front perspective view of a negative pressure therapy device according to our new design; FIG. 2 is a front elevation view thereof; FIG. 3 is a rear elevation view thereof; FIG. 4 is a right side view thereof; FIG. 5 is a left side view thereof; FIG. 6 is a top view thereof; and, FIG. 7 is a bottom view thereof.

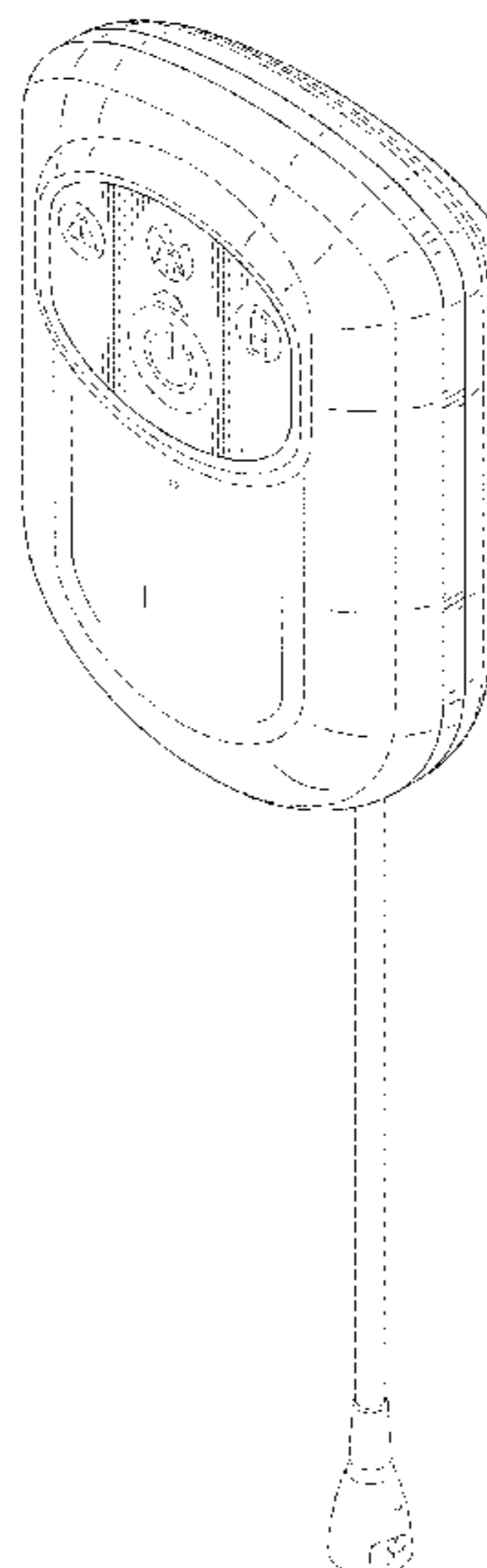
The broken lines in the drawings are included for the purpose of illustrating environmental structure or boundaries and form no part of the claimed design.

1 Claim, 4 Drawing Sheets

(56) **References Cited**

U.S. PATENT DOCUMENTS

1,355,846 A 10/1920 Rannells
2,547,758 A 4/1951 Keeling
2,632,443 A 3/1953 Leshner
2,682,873 A 7/1954 Evans et al.
2,910,763 A 11/1959 Lauterbach
2,969,057 A 1/1961 Simmons
3,066,672 A 12/1962 Crosby, Jr. et al.
3,367,332 A 2/1968 Groves
3,520,300 A 7/1970 Flower, Jr.
3,568,675 A 3/1971 Harvey
3,648,692 A 3/1972 Wheeler



(56)

References Cited

U.S. PATENT DOCUMENTS

4,184,510 A 1/1980 Murry et al.
 4,233,969 A 11/1980 Lock et al.
 4,245,630 A 1/1981 Lloyd et al.
 4,256,109 A 3/1981 Nichols
 4,261,363 A 4/1981 Russo
 4,275,721 A 6/1981 Olson
 4,284,079 A 8/1981 Adair
 4,297,995 A 11/1981 Golub
 4,333,468 A 6/1982 Geist
 4,373,519 A 2/1983 Errede et al.
 4,382,441 A 5/1983 Svedman
 4,392,853 A 7/1983 Muto
 4,392,858 A 7/1983 George et al.
 4,419,097 A 12/1983 Rowland
 4,465,485 A 8/1984 Kashmer et al.
 4,475,909 A 10/1984 Eisenberg
 4,480,638 A 11/1984 Schmid
 4,525,166 A 6/1985 Leclerc
 4,525,374 A 6/1985 Vaillancourt
 4,540,412 A 9/1985 Van Overloop
 4,543,100 A 9/1985 Brodsky
 4,548,202 A 10/1985 Duncan
 4,551,139 A 11/1985 Plaas et al.
 4,569,348 A 2/1986 Hasslinger
 4,605,399 A 8/1986 Weston et al.
 4,608,041 A 8/1986 Nielsen
 4,640,688 A 2/1987 Hauser
 4,655,754 A 4/1987 Richmond et al.
 4,664,662 A 5/1987 Webster
 4,710,165 A 12/1987 McNeil et al.
 4,733,659 A 3/1988 Edenbaum et al.
 4,743,232 A 5/1988 Kruger
 4,758,220 A 7/1988 Sundblom et al.
 4,787,888 A 11/1988 Fox
 4,826,494 A 5/1989 Richmond et al.
 4,838,883 A 6/1989 Matsuura
 4,840,187 A 6/1989 Brazier
 4,863,449 A 9/1989 Therriault et al.
 4,872,450 A 10/1989 Austad
 4,878,901 A 11/1989 Sachse
 4,897,081 A 1/1990 Pokier et al.
 4,906,233 A 3/1990 Moriuchi et al.
 4,906,240 A 3/1990 Reed et al.
 4,919,654 A 4/1990 Kalt
 4,941,882 A 7/1990 Ward et al.
 4,953,565 A 9/1990 Tachibana et al.
 4,969,880 A 11/1990 Zamierowski
 4,985,019 A 1/1991 Michelson
 5,037,397 A 8/1991 Kalt et al.
 5,086,170 A 2/1992 Luheshi et al.
 5,092,858 A 3/1992 Benson et al.
 5,100,396 A 3/1992 Zamierowski
 5,134,994 A 8/1992 Say
 5,149,331 A 9/1992 Ferdman et al.
 5,167,613 A 12/1992 Karami et al.
 5,176,663 A 1/1993 Svedman et al.
 5,215,522 A 6/1993 Page et al.
 5,232,453 A 8/1993 Plass et al.
 5,261,893 A 11/1993 Zamierowski
 5,278,100 A 1/1994 Doan et al.
 5,279,550 A 1/1994 Habib et al.
 5,298,015 A 3/1994 Komatsuzaki et al.
 5,342,376 A 8/1994 Ruff
 5,344,415 A 9/1994 Debusk et al.
 5,358,494 A 10/1994 Svedman
 5,437,622 A 8/1995 Carlon
 5,437,651 A 8/1995 Todd et al.
 5,527,293 A 6/1996 Zamierowski
 5,549,584 A 8/1996 Gross
 5,556,375 A 9/1996 Ewall
 5,607,388 A 3/1997 Ewall
 5,636,643 A 6/1997 Argenta et al.
 5,645,081 A 7/1997 Argenta et al.
 6,071,267 A 6/2000 Zamierowski
 6,135,116 A 10/2000 Vogel et al.

D434,150 S * 11/2000 Tumey D24/111
 6,241,747 B1 6/2001 Ruff
 6,287,316 B1 9/2001 Agarwal et al.
 6,345,623 B1 2/2002 Heaton et al.
 6,488,643 B1 12/2002 Tumey et al.
 6,493,568 B1 12/2002 Bell et al.
 6,553,998 B2 4/2003 Heaton et al.
 6,814,079 B2 11/2004 Heaton et al.
 D544,092 S * 6/2007 Lewis D24/108
 7,846,141 B2 12/2010 Weston
 D642,594 S * 8/2011 Mattson D15/7
 8,062,273 B2 11/2011 Weston
 8,216,198 B2 7/2012 Heagle et al.
 8,251,979 B2 8/2012 Malhi
 8,257,327 B2 9/2012 Blott et al.
 8,377,018 B2 * 2/2013 Bendele A61M 1/0052
 604/324
 8,398,614 B2 3/2013 Blott et al.
 8,449,509 B2 5/2013 Weston
 8,529,548 B2 9/2013 Blott et al.
 8,535,296 B2 9/2013 Blott et al.
 8,551,060 B2 10/2013 Schuessler et al.
 8,568,386 B2 10/2013 Malhi
 D693,456 S * 11/2013 Amirouche D24/108
 D697,198 S * 1/2014 Amirouche D24/108
 8,679,081 B2 3/2014 Heagle et al.
 8,834,451 B2 9/2014 Blott et al.
 8,905,985 B2 * 12/2014 Allen A61F 13/00068
 604/319
 8,926,592 B2 1/2015 Blott et al.
 9,017,302 B2 4/2015 Vitaris et al.
 9,198,801 B2 12/2015 Weston
 9,211,365 B2 12/2015 Weston
 9,289,542 B2 3/2016 Blott et al.
 10,478,536 B2 * 11/2019 Pratt A61M 1/0088
 2002/0077661 A1 6/2002 Saadat
 2002/0115951 A1 8/2002 Norstrem et al.
 2002/0120185 A1 8/2002 Johnson
 2002/0143286 A1 10/2002 Tumey
 2009/0299306 A1 * 12/2009 Buan A61M 1/0031
 604/319
 2013/0116639 A1 * 5/2013 Bendele A61M 1/0001
 604/319
 2014/0121617 A1 * 5/2014 Locke A61M 1/0072
 604/319
 2014/0163491 A1 6/2014 Schuessler et al.
 2015/0080788 A1 3/2015 Blott et al.
 2016/0067392 A1 * 3/2016 Pratt A61M 1/009
 604/321
 2020/0016302 A1 * 1/2020 Pratt A61M 1/0088
 2020/0107965 A1 * 4/2020 Greener A61F 13/0246
 2020/0121833 A9 * 4/2020 Askem F04B 49/065

FOREIGN PATENT DOCUMENTS

AU 755496 B2 12/2002
 CA 2005436 A1 6/1990
 CN 304631417 * 5/2018
 DE 26 40 413 A1 3/1978
 DE 43 06 478 A1 9/1994
 DE 29 504 378 U1 9/1995
 EP 0100148 A1 2/1984
 EP 0117632 A2 9/1984
 EP 0161865 A2 11/1985
 EP 0358302 A2 3/1990
 EP 1018967 A1 7/2000
 GB 692578 A 6/1953
 GB 2195255 A 4/1988
 GB 2 197 789 A 6/1988
 GB 2 220 357 A 1/1990
 GB 2 235 877 A 3/1991
 GB 2 329 127 A 3/1999
 GB 2 333 965 A 8/1999
 JP 4129536 B2 8/2008
 JP D1626415 * 3/2019
 SG 71559 4/2002
 WO 80/02182 A1 10/1980
 WO 87/04626 A1 8/1987

(56)

References Cited

FOREIGN PATENT DOCUMENTS

WO	80/010424	A1	9/1990
WO	93/009727	A1	5/1993
WO	94/20041	A1	9/1994
WO	96/05873	A1	2/1996
WO	97/18007	A1	5/1997
WO	99/13793	A1	3/1999
WO	WO-D205164-001	*	4/2020

OTHER PUBLICATIONS

Susan Mendez-Eatmen, RN; "When wounds Won't Heal" RN Jan. 1998, vol. 61 (1); Medical Economics company, Inc., Montvale, NJ, USA; pp. 20-24.

James H. Blackburn II, MD et al.: Negative-Pressure Dressings as a Bolster for Skin Grafts; *Annals of Plastic Surgery*, vol. 40, No. 5, May 1998, pp. 453-457; Lippincott Williams & Wilkins, Inc., Philadelphia, PA, USA.

John Masters; "Reliable, Inexpensive and Simple Suction Dressings"; Letter to the Editor, *British Journal of Plastic Surgery*, 1998, vol. 51 (3), p. 267; Elsevier Science/The British Association of Plastic Surgeons, UK.

S.E. Greer, et al. "The Use of Subatmospheric Pressure Dressing Therapy to Close Lymphocutaneous Fistulas of the Groin" *British Journal of Plastic Surgery* (2000), 53, pp. 484-487.

George V. Letsou, MD., et al; "Stimulation of Adenylate Cyclase Activity in Cultured Endothelial Cells Subjected to cyclic Stretch"; *Journal of Cardiovascular Surgery*, 31, 1990, pp. 634-639.

Orringer, Jay, et al; "Management of Wounds in Patients with Complex Enterocutaneous Fistulas"; *Surgery, Gynecology & Obstetrics*, Jul. 1987, vol. 165, pp. 79-80.

International Search Report for PCT International Application PCT/GB95/01983; dated Nov. 23, 1995.

PCT International Search Report for PCT International Application PCT/GB98/02713; dated Jan. 8, 1999.

PCT Written Opinion; PCT International Application PCT/GB98/02713; dated Jun. 8, 1999.

PCT International Examination and Search Report, PCT International Application PCT/GB96/02802; dated Jan. 15, 1998 & dated Apr. 29, 1997.

PCT Written Opinion, PCT International Application PCT/GB96/02802; dated Sep. 3, 1997.

Dattilo, Philip P., Jr., et al; "Medical Textiles: Application of an Absorbable Barbed Bi-directional Surgical Suture"; *Journal of Textile and Apparel, Technology and Management*, vol. 2, Issue 2, Spring 2002, pp. 1-5.

Kostyuchenok, B.M., et al; "Vacuum Treatment in the Surgical Management of Purulent Wounds"; *Vestnik Khirurgi*, Sep. 1986, pp. 18-21 and 6 page English translation thereof.

Davydov, Yu. A., et al; "Vacuum Therapy in the Treatment of Purulent Lactation Mastitis"; *Vestnik Khirurgi*, May 14, 1986, pp. 66-70, and 9 page English translation thereof.

Yusupov, Yu.N., et al; "Active Wound Drainage"; *Vestniki Khirurgi*, vol. 138, Issue 4, 1987, and 7 page English translation thereof.

Davydov, Yu.A., et al; "Bacteriological and Cytological Assessment of Vacuum Therapy for Purulent Wounds"; *Vestnik Khirurgi*, Oct. 1988, pp. 48-52, and 8 page English translation thereof.

Davydov, Yu.A., et al; "Concepts for the Clinical-Biological Management of the Wound Process in the Treatment of Purulent Wounds by Means of Vacuum Therapy"; *Vestnik Khirurgi*, Jul. 7, 1980, pp. 132-136, and 8 page English translation thereof.

Chariker, Mark E, M.D., et al; "Effective Management of incisional and cutaneous fistulae with closed suction wound drainage"; *Contemporary Surgery*, vol. 34, Jun. 1989, pp. 59-63.

Egnell Minor, Instruction Book, First Edition, 300 7502, Feb. 1975, pp. 24.

Egnell Minor: Addition to the Users Manual Concerning Overflow Protection—Concerns all Egnell Pumps, Feb. 3, 1983, pp. 2.

Svedman, P.: "Irrigation Treatment of Leg Ulcers", *The Lancet*, Sep. 3, 1983, pp. 532-534.

Chinn, Steven D. et al.: "Closed Wound Suction Drainage", *The Journal of Foot Surgery*, vol. 24, No. 1, 1985, pp. 76-81.

Arnljots, Bjöm et al: "Irrigation Treatment in Split-Thickness Skin Grafting of Intractable Leg Ulcers", *Scand J. Plast Reconstr. Surg.*, No. 19, 1985, pp. 211-213.

Svedman, P.: "A Dressing Allowing Continuous Treatment of a Biosurface", *IRCS Medical Science: Biomedical Technology, Clinical Medicine, Surgery and Transplantation*, vol. 7, 1979, p. 221.

Svedman, P. et al: "A Dressing System Providing Fluid Supply and Suction Drainage Used for Continuous or Intermittent Irrigation", *Annals of Plastic Surgery*, vol. 17, No. 2, Aug. 1986, pp. 125-133.

N.A. Bagautdinov, "Variant of External Vacuum Aspiration in the Treatment of Purulent Diseases of Soft Tissues," *Current Problems in Modern Clinical Surgery: Interdepartmental Collection*, edited by V. Ye Volkov et al. (Chuvashia State University, Cheboksary, U.S.S.R. 1986); pp. 94-96 (copy and certified translation).

K.F. Jeter, T.E. Tintle, and M. Chariker, "Managing Draining Wounds and Fistulae: New and Established Methods," *Chronic Wound Care*, edited by D. Krasner (Health Management Publications, Inc., King of Prussia, PA 1990), pp. 240-246.

G. Živadnovi?, V. ?uki?, Ž. Maksimovi?, ?. Radak, and P. Peška, "Vacuum Therapy in the Treatment of Peripheral Blood Vessels," *Timok Medical Journal* 11 (1986), pp. 161-164 (copy and certified translation).

F.E. Johnson, "An Improved Technique for Skin Graft Placement Using a Suction Drain," *Surgery, Gynecology, and Obstetrics* 159 (1984), pp. 584-585.

A.A. Safronov, Dissertation Abstract, Vacuum Therapy of Trophic Ulcers of the Lower Leg with Simultaneous Autoplasty of the Skin (Central Scientific Research Institute of Traumatology and Orthopedics, Moscow, U.S.S.R. 1967) (copy and certified translation).

M. Schein, R. Saadia, J.R. Jamieson, and G.A.G. Decker, "The 'Sandwich Technique' in the Management of the Open Abdomen," *British Journal of Surgery* 73 (1986), pp. 369-370.

D.E. Tribble, An Improved Sump Drain-Irrigation Device of Simple Construction, *Archives of Surgery* 105 (1972) pp. 511-513.

M.J. Morykwas, L.C. Argenta, E.I. Shelton-Brown, and W. McGuirt, "Vacuum-Assisted Closure: A New Method for Wound Control and Treatment: Animal Studies and Basic Foundation," *Annals of Plastic Surgery* 38 (1997), pp. 553-562 (Morykwas I).

C.E. Tennants, "The Use of Hypermia in the Postoperative Treatment of Lesions of the Extremities and Thorax," *Journal of the American Medical Association* 64 (1915), pp. 1548-1549.

Selections from W. Meyer and V. Schmieden, Bier's Hyperemic Treatment in Surgery, Medicine, and the Specialties: A Manual of Its Practical Application, (W.B. Saunders Co., Philadelphia, Pa 1909), pp. 17-25, 44-64, 90-96, 167-170, and 210-211.

V.A. Solovev et al., Guidelines, The Method of Treatment of Immature External Fistulas in the Upper Gastrointestinal Tract, editor-in-chief Prov. V.I. Parahonyak (S.M. Kirov Gorky State Medical Institute, Gorky, U.S.S.R. 1987) ("Solovev 3uidelines").

V.A. Kuznetsov & N.a. Bagautdinov, "Vacuum and Vacuum-Sorption Treatment of Open Septic Wounds," in II All-Union Conference on Wounds and Wound Infections: Presentation Abstracts, edited by B.M. Kostyuchenok et al. (Moscow, U.S.S.R. Oct. 28-29, 1986) pp. 91-92 ("Bagautdinov II").

V.A. Solovev, Dissertation Abstract, Treatment and Prevention of Suture Failures after Gastric Resection (S.M. Kirov Gorky State Medical Institute, Gorky, U.S.S.R. 1988) ("Solovev Abstract").

V.A.C. ® Therapy Clinical Guidelines: A Reference Source for Clinicians; Jul. 2007.

* cited by examiner

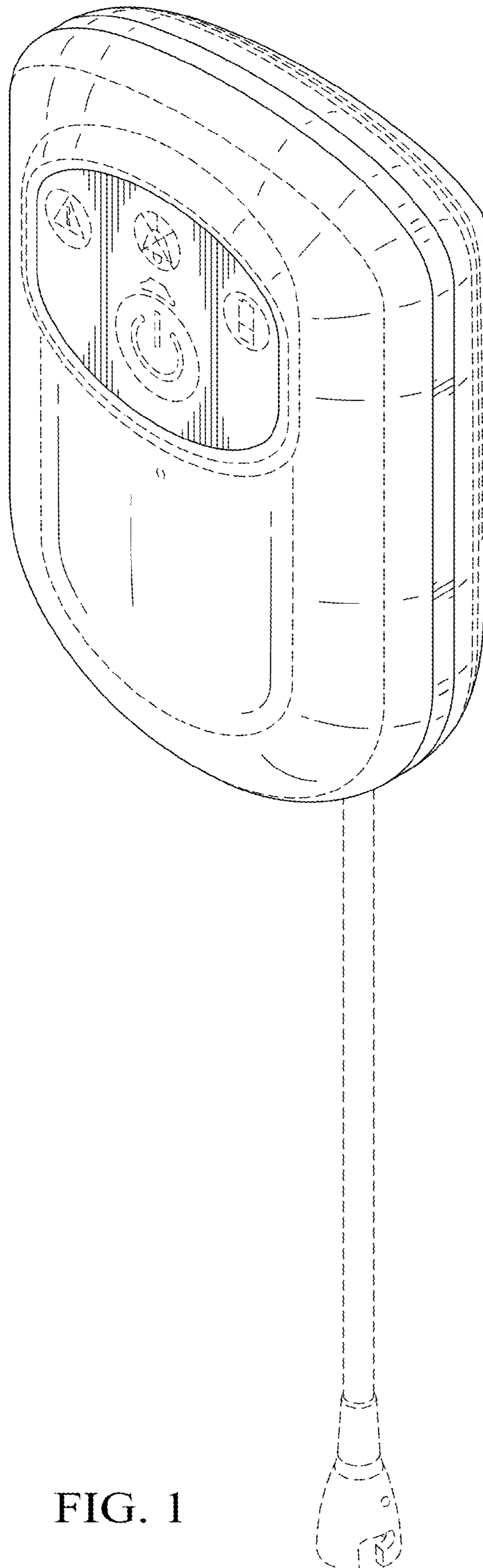


FIG. 1

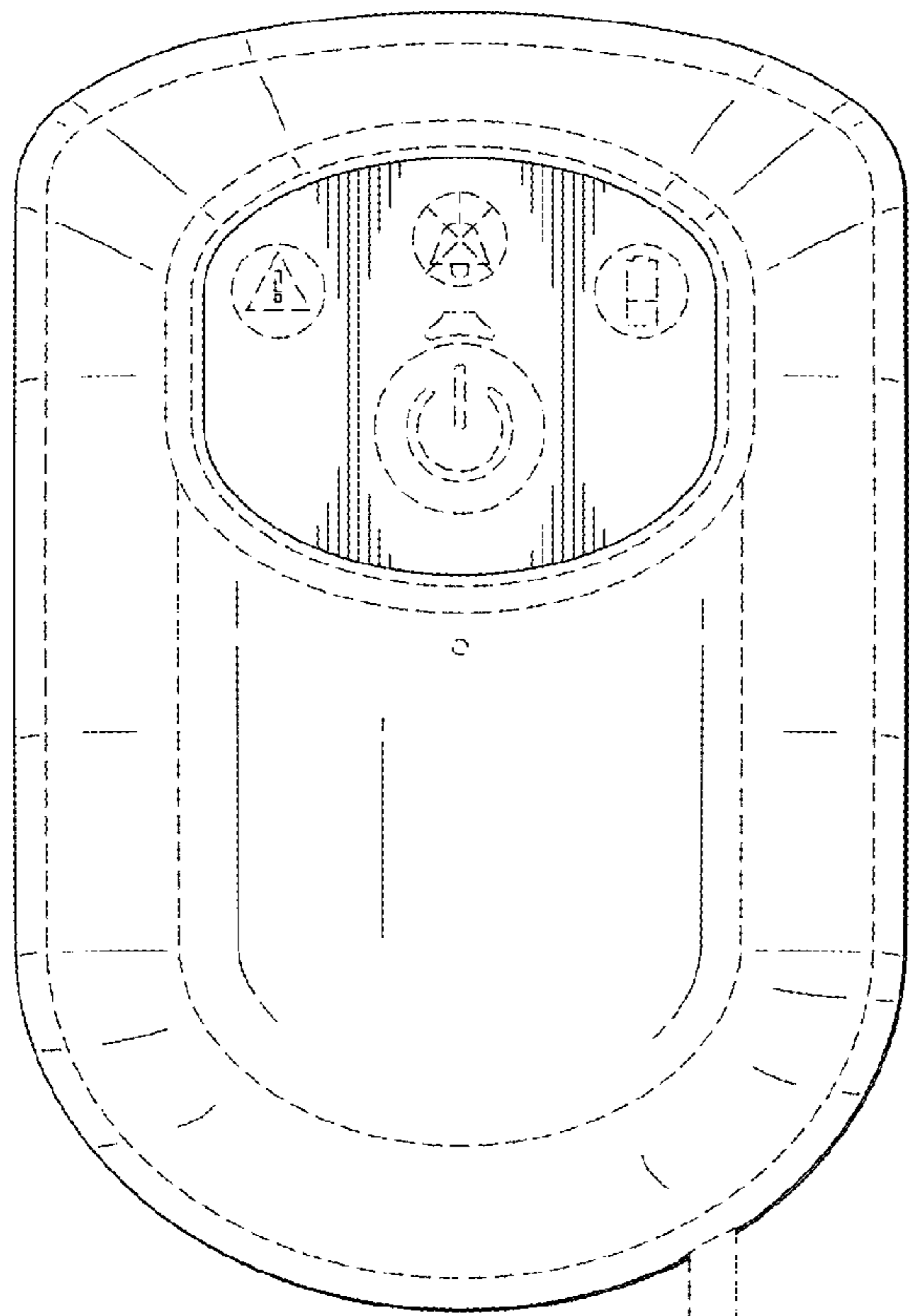


FIG. 2

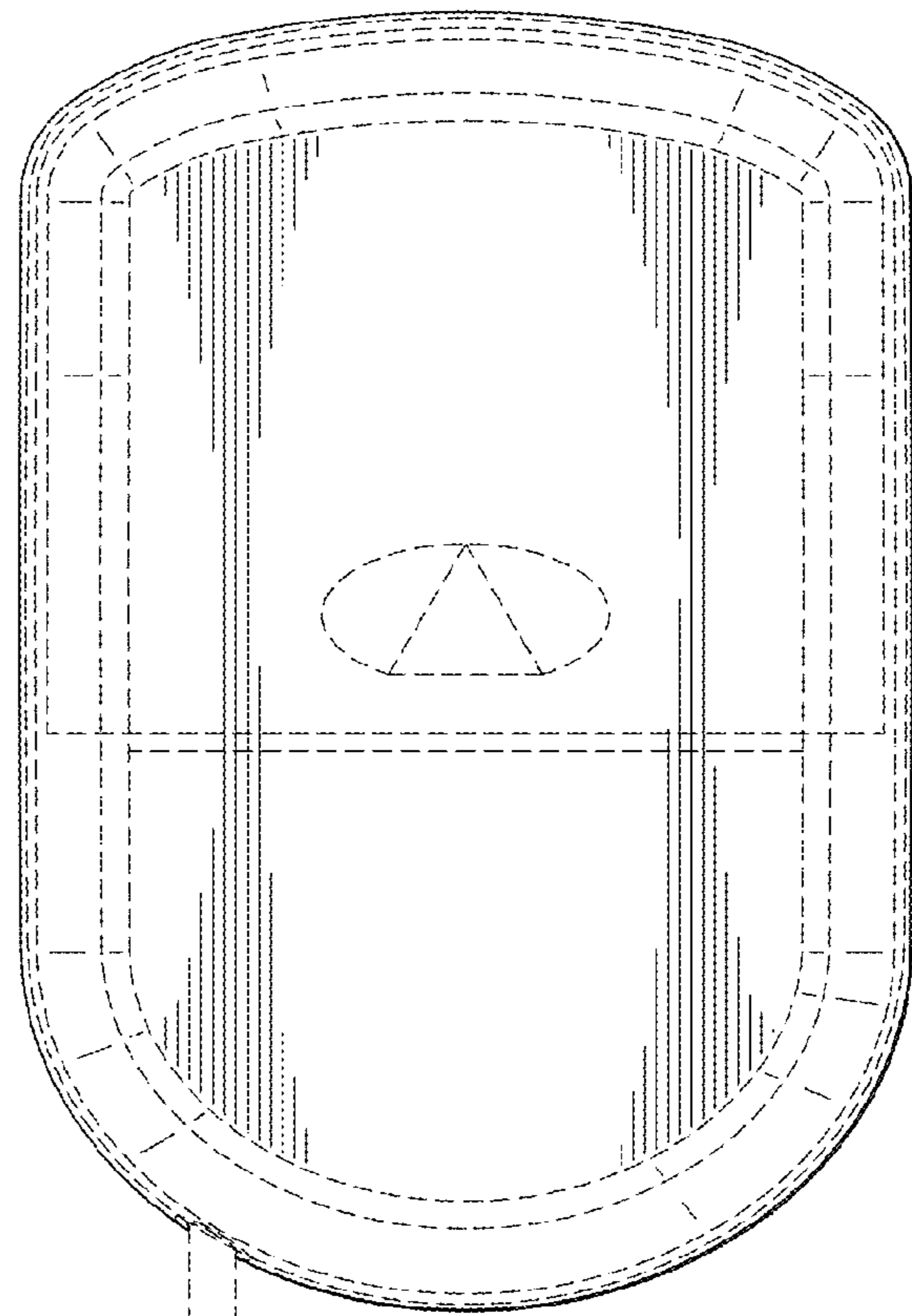


FIG. 3

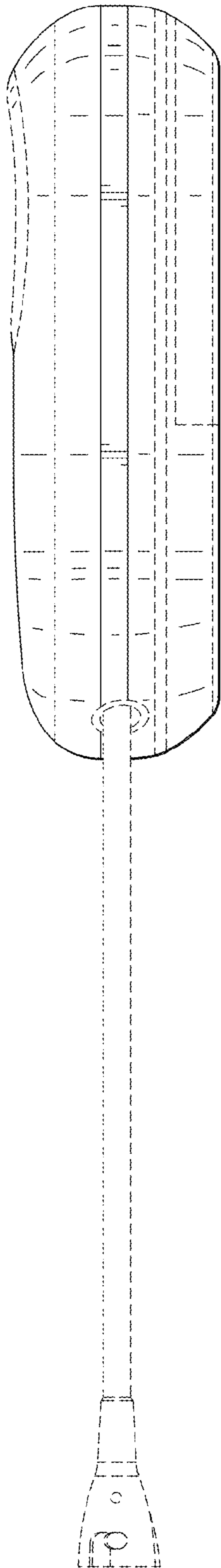


FIG. 4

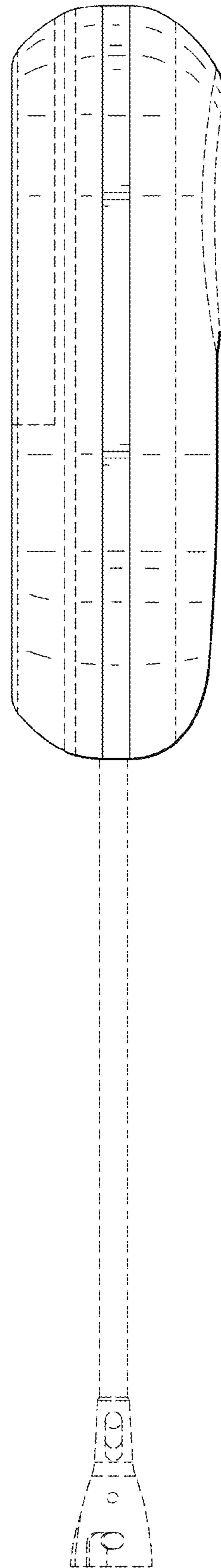


FIG. 5

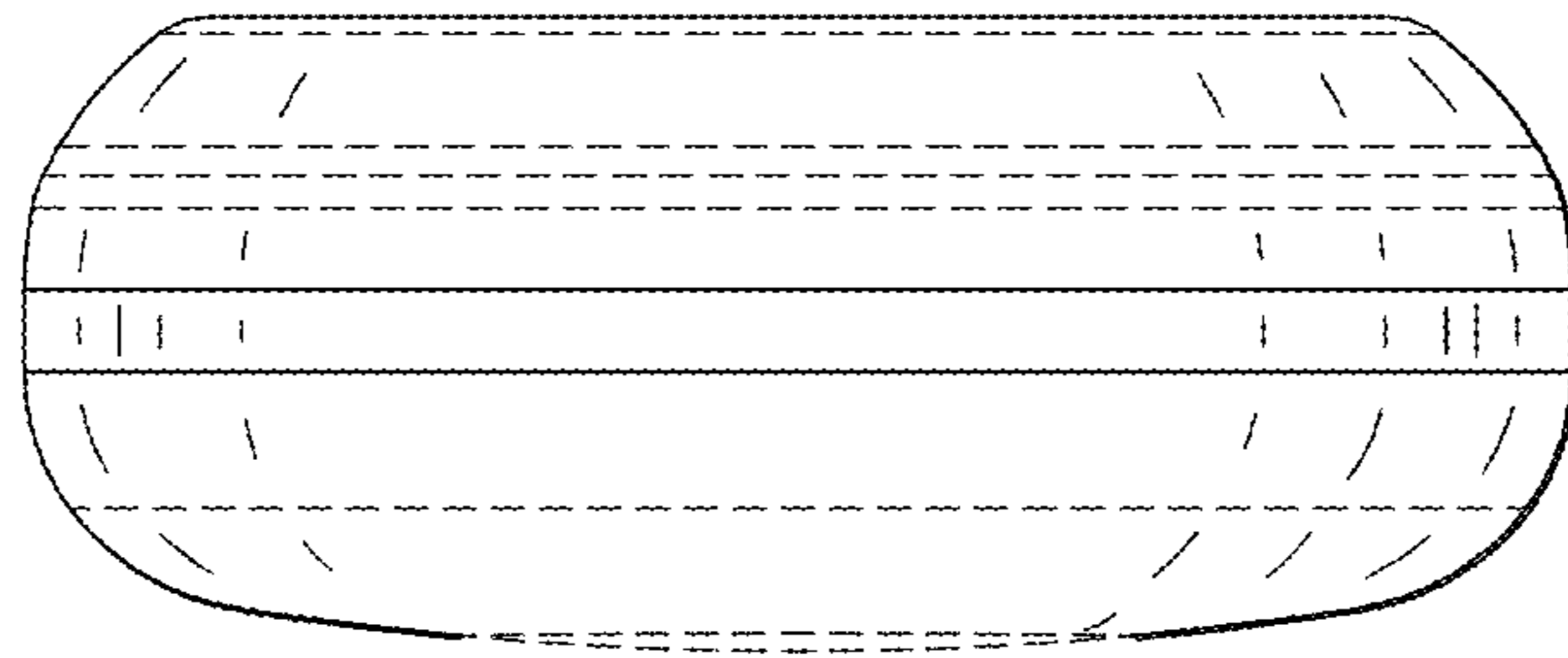


FIG. 6




FIG. 7