



US00D895774S

(12) **United States Design Patent** (10) **Patent No.:** **US D895,774 S**
Massaud (45) **Date of Patent:** **** *Sep. 8, 2020**

(54) **FAUCET**
(71) Applicant: **Hansgrohe SE**, Schiltach (DE)
(72) Inventor: **Jean-Marie Massaud**, Paris (FR)
(73) Assignee: **Hansgrohe SE**, Schiltach (DE)
(*) Notice: This patent is subject to a terminal disclaimer.

(**) Term: **15 Years**
(21) Appl. No.: **29/677,694**
(22) Filed: **Jan. 23, 2019**

(30) **Foreign Application Priority Data**
Jul. 26, 2018 (EM) 005515749-0003
(51) **LOC (12) Cl.** **23-01**
(52) **U.S. Cl.**
USPC **D23/238**
(58) **Field of Classification Search**
USPC D23/238, 241-243, 249-250, 252,
D23/254-255, 257, 245; D8/307-308
CPC Y10T 137/9464; Y10T 137/6014; Y10T
137/6017
See application file for complete search history.

(56) **References Cited**
U.S. PATENT DOCUMENTS
D265,229 S * 6/1982 Paul D23/242
D532,489 S * 11/2006 Aubry D23/255

D534,991 S *	1/2007	Sieger	D23/238
D568,967 S *	5/2008	Williams	D23/250
D625,778 S *	10/2010	Sandee	D23/238
D643,908 S *	8/2011	Sieger	D23/238
D735,297 S *	7/2015	Sieger	D23/238
D759,203 S *	6/2016	Flowers	D23/238
D767,731 S *	9/2016	Rexach	D23/252
D803,357 S *	11/2017	Lucchese	D23/238
D828,502 S *	9/2018	Schoenherr	D23/238
D861,135 S *	9/2019	Diefenbach	D23/238

FOREIGN PATENT DOCUMENTS

CN	303543511 S	1/2016
EM	002721027-0008	6/2015
EM	003180363-0005	6/2016
EM	003180363-0010	6/2016

* cited by examiner

Primary Examiner — Robert A Delehanty
(74) *Attorney, Agent, or Firm* — Lora J. Graentzdoerffer

(57) **CLAIM**
The ornamental design for a faucet, as shown and described.

DESCRIPTION

FIG. 1 is a perspective view of a faucet showing my design;
FIG. 2 is a front elevation view;
FIG. 3 is a rear elevation view;
FIG. 4 is a side elevation view;
FIG. 5 is a top plan view; and,
FIG. 6 is a bottom plan view.
The broken-line disclosures in the view represents portions of the faucet in which the claimed design is embodied, but which forms no part of the claimed design.

1 Claim, 6 Drawing Sheets

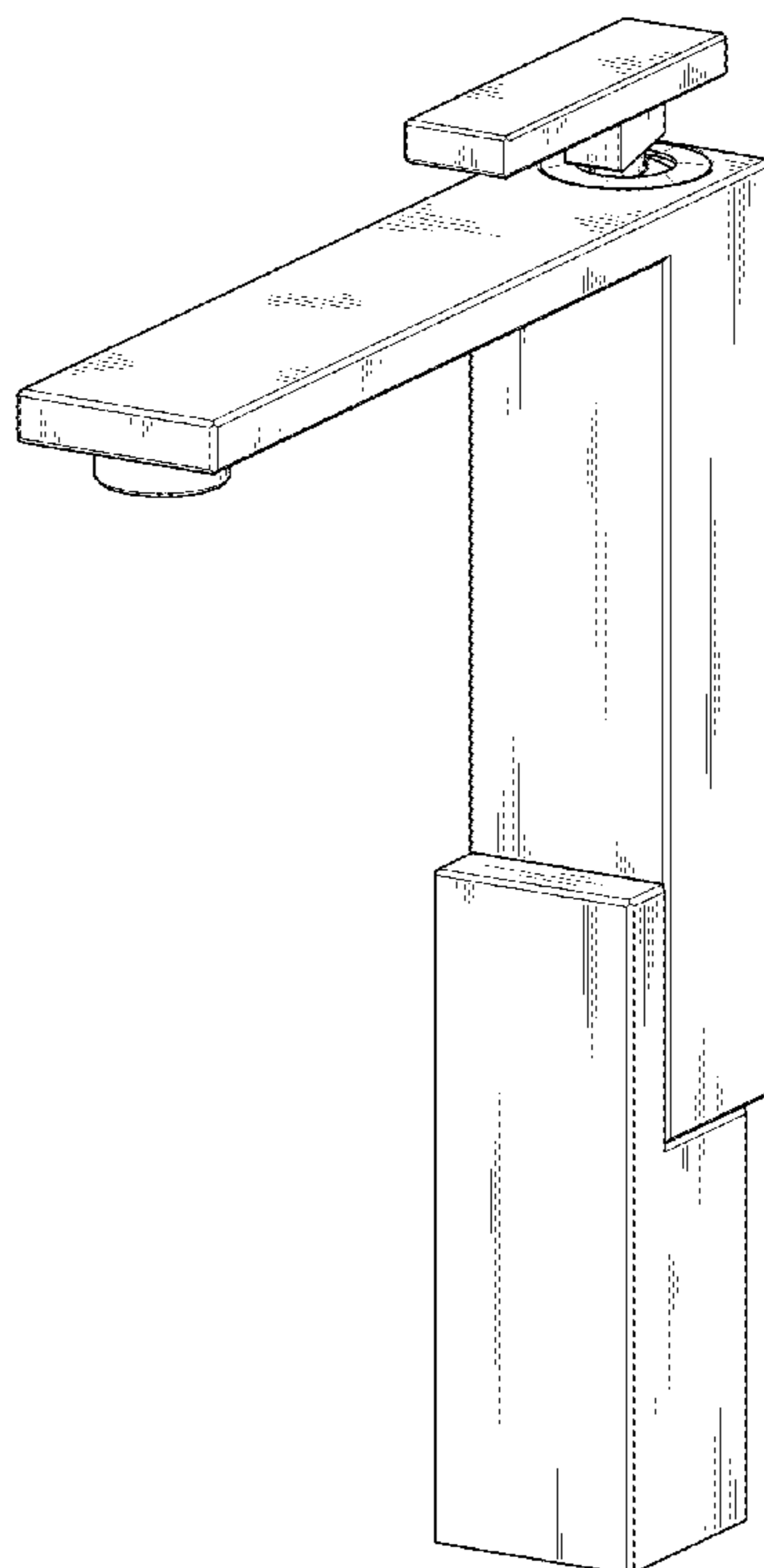


FIG. 1

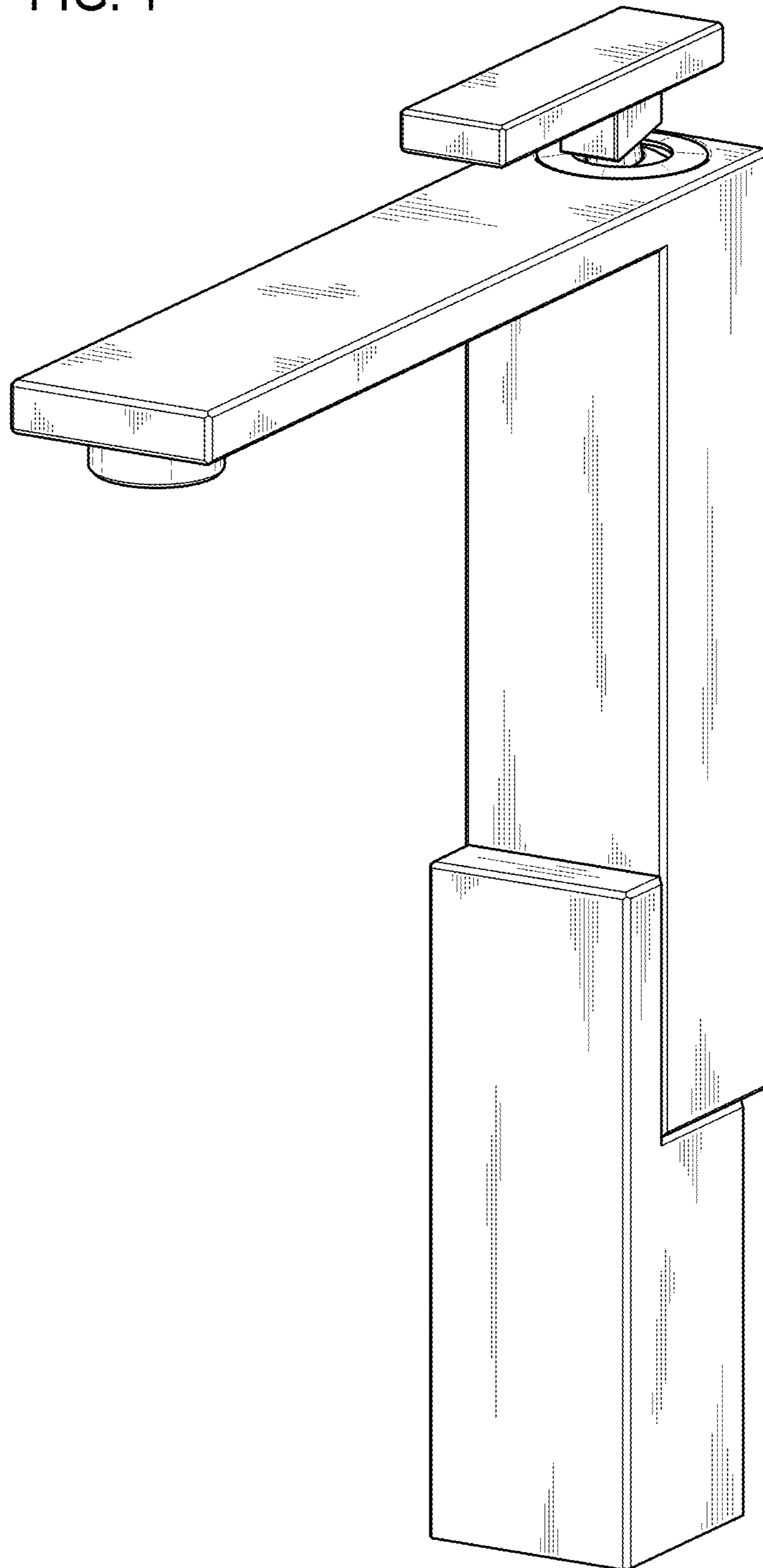


FIG. 2

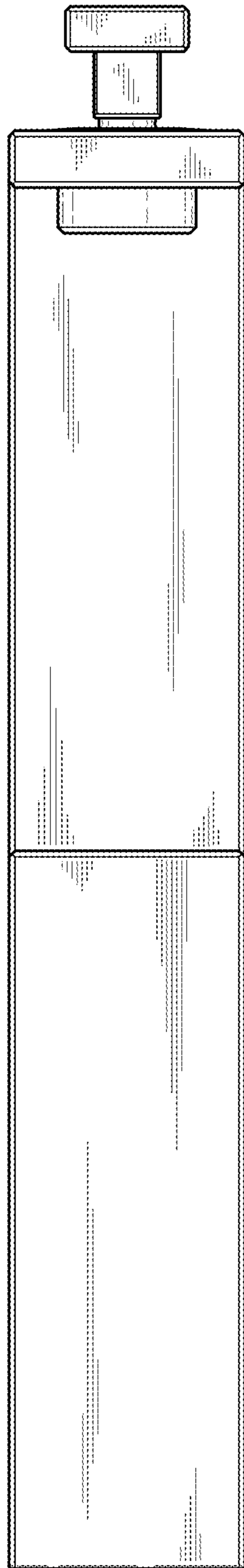


FIG. 3

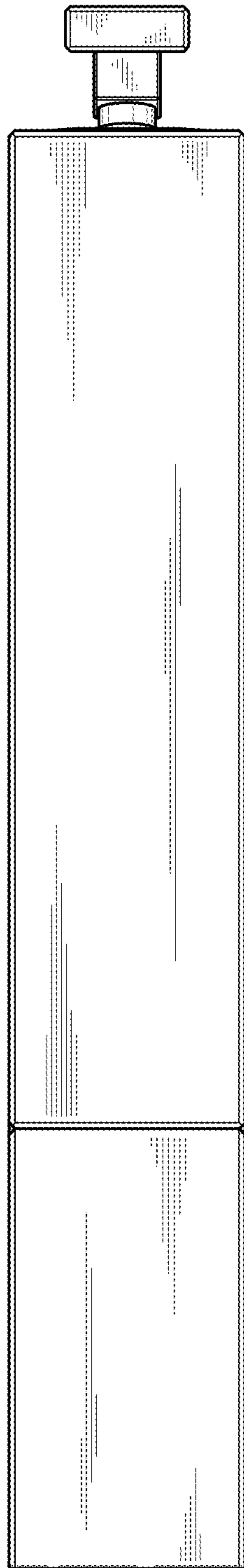


FIG. 4

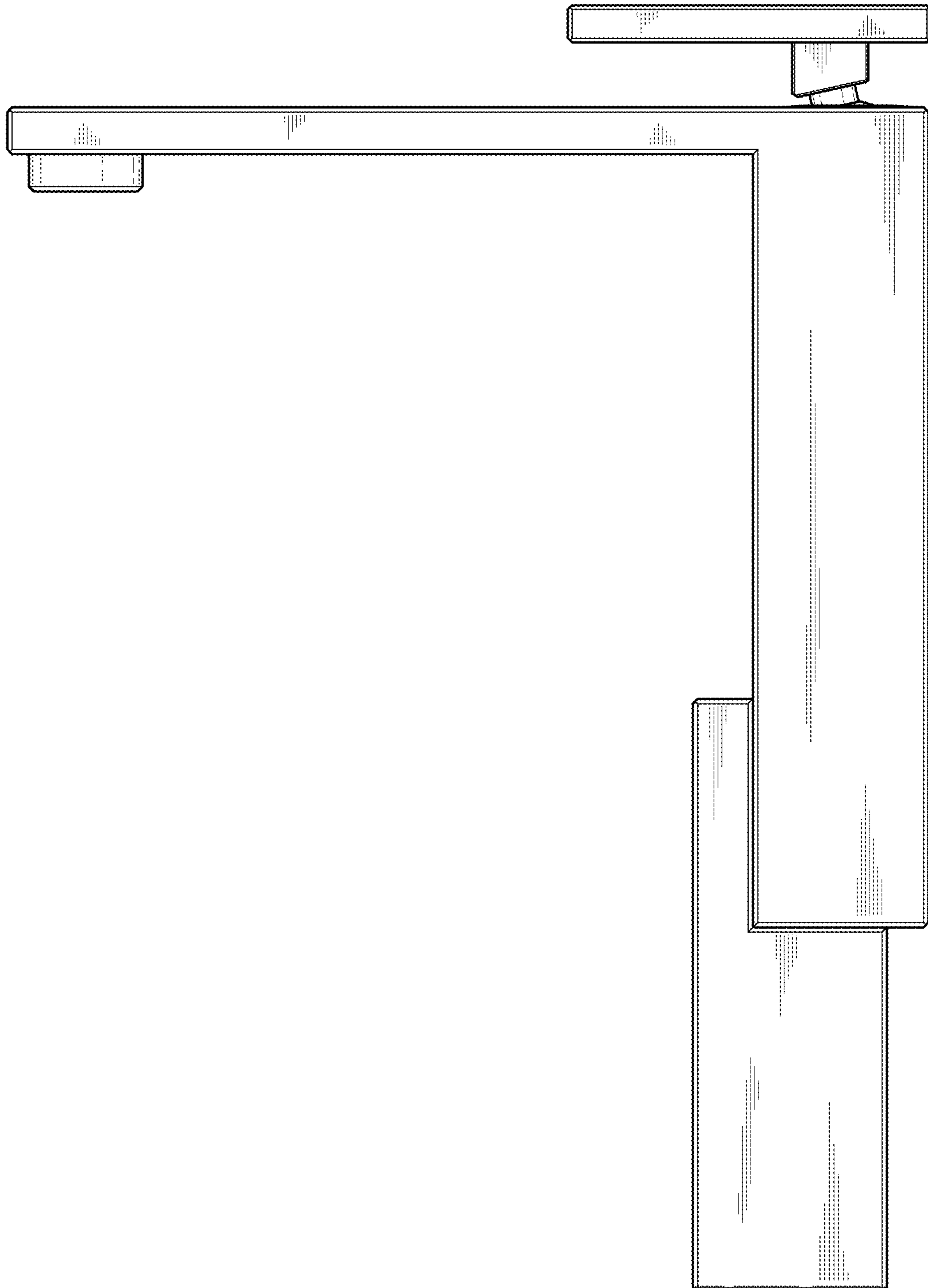


FIG. 5




FIG. 6

