



US00D895766S

(12) **United States Design Patent** (10) **Patent No.:** **US D895,766 S**
Schoenherr et al. (45) **Date of Patent:** **** Sep. 8, 2020**

(54) **HANSHOWER** D849,194 S * 5/2019 Lu D23/223
D853,525 S * 7/2019 Lu D23/223
(71) Applicant: **Hansgrohe SE**, Schiltach (DE) D855,761 S * 8/2019 Quinn B05B 1/185
D23/223

(72) Inventors: **Tom Schoenherr**, Stuttgart (DE);
Matthias Oesterle, Winterbach (DE)

(73) Assignee: **Hansgrohe SE**, Schiltach (DE)

(**) Term: **15 Years**

(21) Appl. No.: **29/693,223**

(22) Filed: **May 31, 2019**

(30) **Foreign Application Priority Data**

Dec. 4, 2018 (EM) 005843083-0005

(51) **LOC (12) Cl.** **23-01**

(52) **U.S. Cl.**
USPC **D23/213**

(58) **Field of Classification Search**
USPC D23/213, 214, 215, 223, 224, 226, 229,
D23/230

CPC A61H 9/0021; A61H 33/00; B05B 1/00;
B05B 1/14; B05B 1/185; B05B 1/08;
B05B 1/02; B05B 1/26; B05B 12/002;
B05B 1/18; B05B 9/01

See application file for complete search history.

(56) **References Cited**

U.S. PATENT DOCUMENTS

D228,908 S * 10/1973 Juhlin D23/223
D243,609 S * 3/1977 Mono D23/223
D270,559 S * 9/1983 Clivio D23/213
D283,832 S * 5/1986 Weinstein 222/108
D310,860 S * 9/1990 Delepine D23/213
D495,028 S * 8/2004 Jorgensen D23/223
D793,529 S * 8/2017 Garland D23/223
D832,975 S * 11/2018 Garuti D23/213

FOREIGN PATENT DOCUMENTS

CN 304537287 3/2018
CN 304537288 3/2018
EM 001814302-0001 3/2011
EM 005327087-0009 8/2018

OTHER PUBLICATIONS

https://www.amazon.com/KOHLER-14788-BV-Multifunction-Square-handshower/dp/B00GKHZVO2/ref=sr_1_fkmr1_2?dchild=1&keywords=Kohler%2BShift%2B2.5%2BGPM%2BSquare%2BDual%2BFunction%2BHand%2BShower&qid=1588268652&sr=8-2-fkmr1&th=1 (Year: 2016).*

* cited by examiner

Primary Examiner — Manpreet S Matharu

Assistant Examiner — Keith J Wilson

(74) *Attorney, Agent, or Firm* — Lora J. Graentzdoerffer

(57) **CLAIM**

The ornamental design for a handshower, as shown and described.

DESCRIPTION

FIG. 1 is a perspective view of a handshower showing our design;

FIG. 2 is a front elevation view;

FIG. 3 is a rear elevation view;

FIG. 4 is a side elevation view;

FIG. 5 is a top plan view; and,

FIG. 6 is a bottom plan view.

The broken-line disclosures in the view represents portions of the handshower in which the claimed design is embodied, but which forms no part of the claimed design.

1 Claim, 6 Drawing Sheets

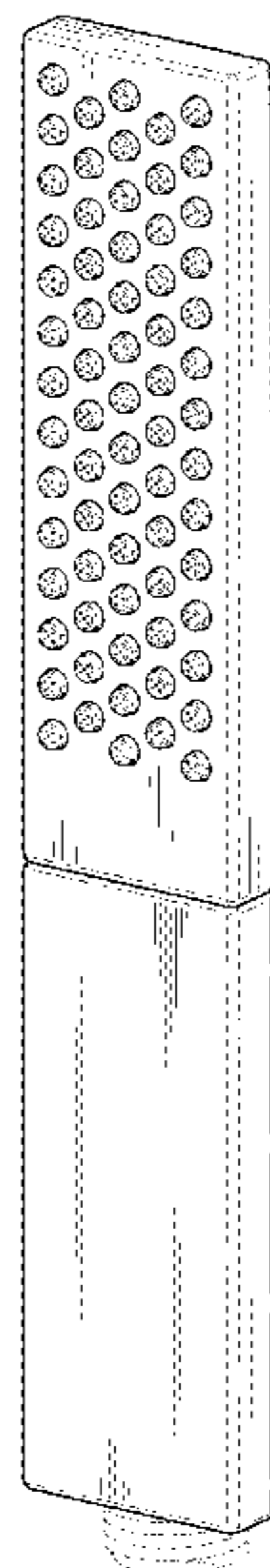


FIG. 1

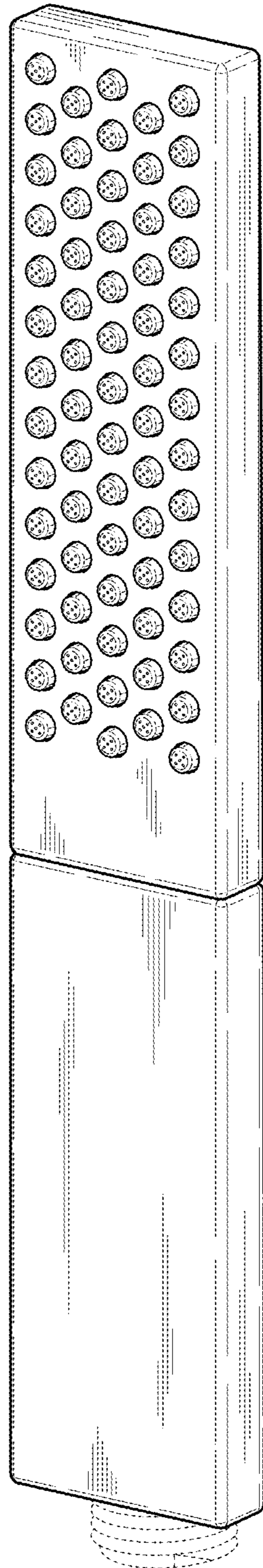


FIG. 2

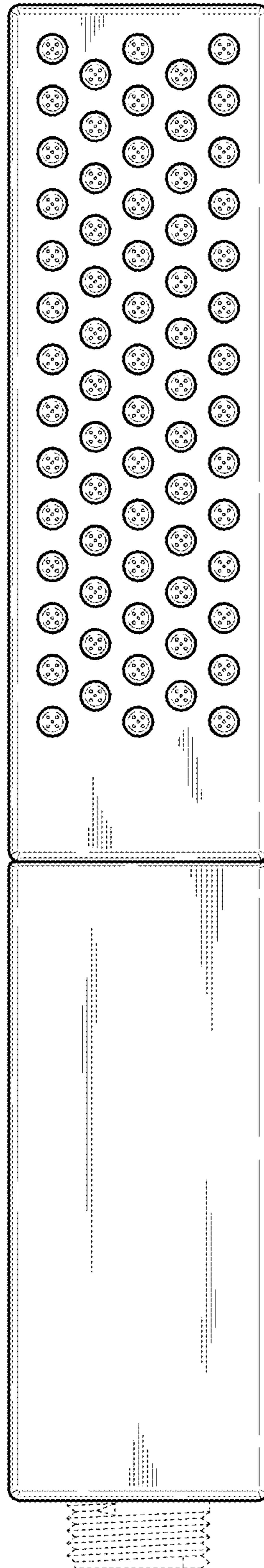


FIG. 3




FIG. 4

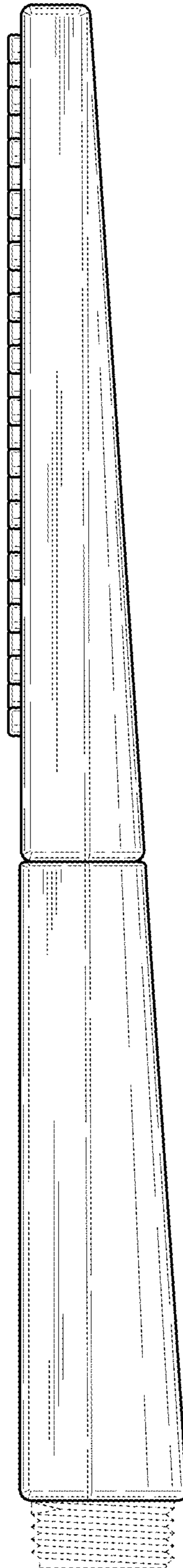


FIG. 5

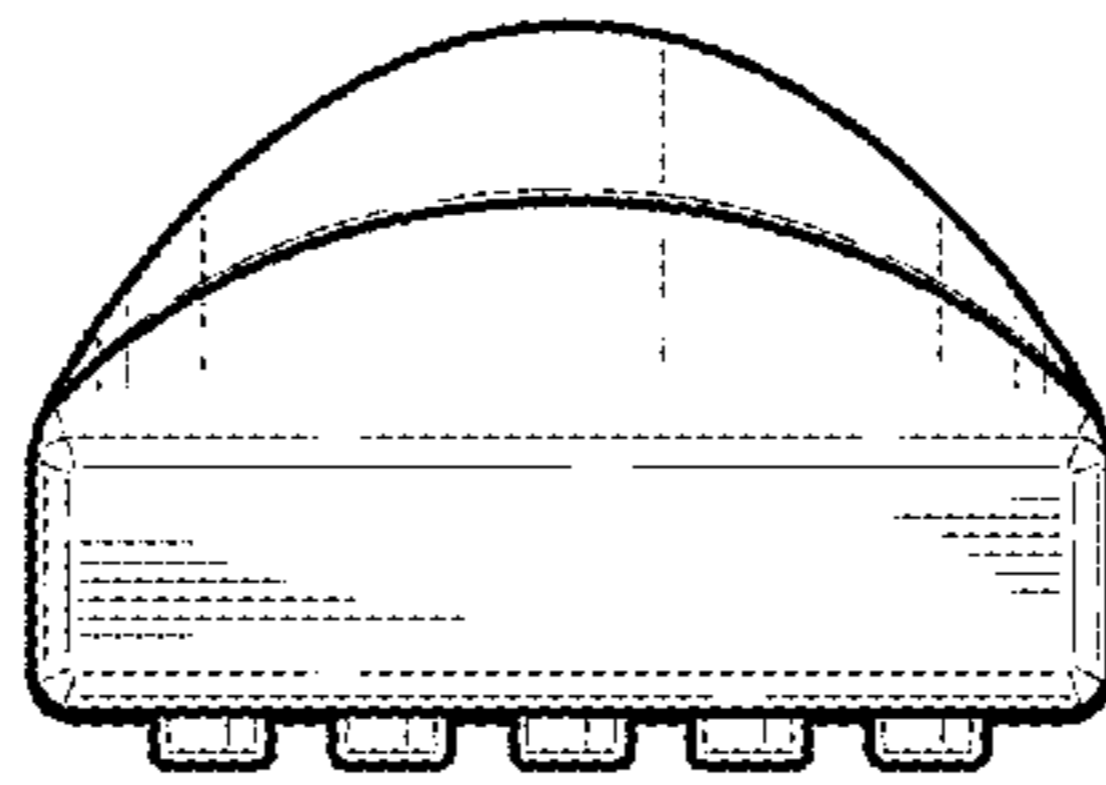


FIG. 6

