



US00D895761S

(12) **United States Design Patent**
Oodama et al.

(10) **Patent No.:** **US D895,761 S**

(45) **Date of Patent:** **** Sep. 8, 2020**

(54) **FISHING REEL**

(71) Applicant: **GLOBERIDE, INC.**,
Higashikurume-shi, Tokyo (JP)

(72) Inventors: **Naoya Oodama**, Higashikurume (JP);
Masashi Fujioka, Higashikurume (JP);
Yusuke Hirota, Higashikurume (JP);
Takashi Kondo, Musashino (JP)

(73) Assignee: **GLOBERIDE, INC.**, Tokyo (JP)

(**) Term: **15 Years**

(21) Appl. No.: **29/694,944**

(22) Filed: **Jun. 14, 2019**

(30) **Foreign Application Priority Data**

Dec. 19, 2018 (JP) 2018-027746

(51) **LOC (12) Cl.** **22-05**

(52) **U.S. Cl.**
USPC **D22/141**

(58) **Field of Classification Search**
USPC D22/140-141; 242/223-224, 227, 230,
242/234-240, 243, 283, 295, 310-318;
43/19-21
CPC A01K 89/00; F41B 5/1484
See application file for complete search history.

(56) **References Cited**

U.S. PATENT DOCUMENTS

D424,657 S *	5/2000	Kang	D22/141
D767,085 S *	9/2016	Nago	D22/141
D776,785 S *	1/2017	Nagai	D22/141
D872,223 S *	1/2020	Deguchi	D22/141

* cited by examiner

Primary Examiner — Catherine R Oliver-Garcia

(74) *Attorney, Agent, or Firm* — Sughrue Mion, PLLC

(57) **CLAIM**

The ornamental design for a fishing reel, as shown and described.

DESCRIPTION

FIG. 1 is a first perspective view of the front, left, and top sides of a fishing reel showing our new design;
FIG. 2 is a second perspective view of the front, right, and bottom sides thereof;
FIG. 3 is a third perspective view of the rear, right, and top sides thereof;
FIG. 4 is a front view thereof;
FIG. 5 is a rear view thereof
FIG. 6 is a left side view thereof;
FIG. 7 is a right side view thereof;
FIG. 8 is a top plan view thereof; and,
FIG. 9 is a bottom plan view thereof.

1 Claim, 9 Drawing Sheets



FIG.1



FIG.2



FIG.3




FIG.4




FIG. 5




FIG.6



FIG. 7



FIG. 8



FIG. 9

