

US00D895753S

(12) **United States Design Patent** (10) **Patent No.:** **US D895,753 S**  
**Robinson, Jr.** (45) **Date of Patent:** **\*\* Sep. 8, 2020**

(54) **GOLF SWING TRAINING DEVICE**  
(71) Applicant: **William Robinson, Jr.**, Pittsburgh, PA  
(US)  
(72) Inventor: **William Robinson, Jr.**, Pittsburgh, PA  
(US)

(\*\*) Term: **15 Years**

(21) Appl. No.: **29/681,374**

(22) Filed: **Feb. 25, 2019**

(51) **LOC (12) Cl.** ..... **21-02**

(52) **U.S. Cl.**  
USPC ..... **D21/791**

(58) **Field of Classification Search**  
USPC ..... D21/789, 791, 698; D24/190;  
D29/116.2, 120.1  
CPC . A63B 69/0059; A63B 69/36; A63B 69/3608;  
A63B 69/3641; A63B 69/3644; A63B  
69/3676; A63B 69/3685; A63B 69/3661  
See application file for complete search history.

(56) **References Cited**

**U.S. PATENT DOCUMENTS**

802,623	A	10/1905	Camp	
1,414,012	A	4/1922	Flint	
2,468,580	A	4/1949	Weis et al.	
3,074,723	A	1/1963	Esty	
3,658,345	A	4/1972	Siggson	
3,703,728	A	11/1972	Saunders et al.	
D234,434	S *	3/1975	Trevino	D21/791
3,900,199	A	8/1975	McGonagle	
3,975,015	A	8/1976	Owens et al.	
3,990,709	A *	11/1976	DeRogatis	A61F 5/05858 473/214
D245,429	S *	8/1977	Arluck	D24/190
4,070,027	A	1/1978	Kifferstein et al.	
D255,602	S *	6/1980	Finnieston	D24/190
D255,603	S *	6/1980	Finnieston	602/21

D256,054	S *	7/1980	Finnieston	602/21
D256,055	S *	7/1980	Finnieston	602/21
4,241,922	A *	12/1980	Elliott, Jr.	A63B 69/0059 473/213
D266,345	S	9/1982	Bigham et al.	
D271,319	S	11/1983	Barty, Jr.	
4,451,044	A *	5/1984	Elliott, Jr.	A63B 69/0059 473/213
4,479,648	A *	10/1984	Alivo, Jr.	A63B 69/0046 2/170
4,504,054	A	3/1985	Jackson et al.	
D278,455	S *	4/1985	Nosek	D21/683
4,756,525	A *	7/1988	Whitsitt	A63B 21/065 482/105

(Continued)

*Primary Examiner* — Mitchell I. Siegel  
(74) *Attorney, Agent, or Firm* — Alan G. Towner; Leech  
Tishman Fuscaldo & Lampl

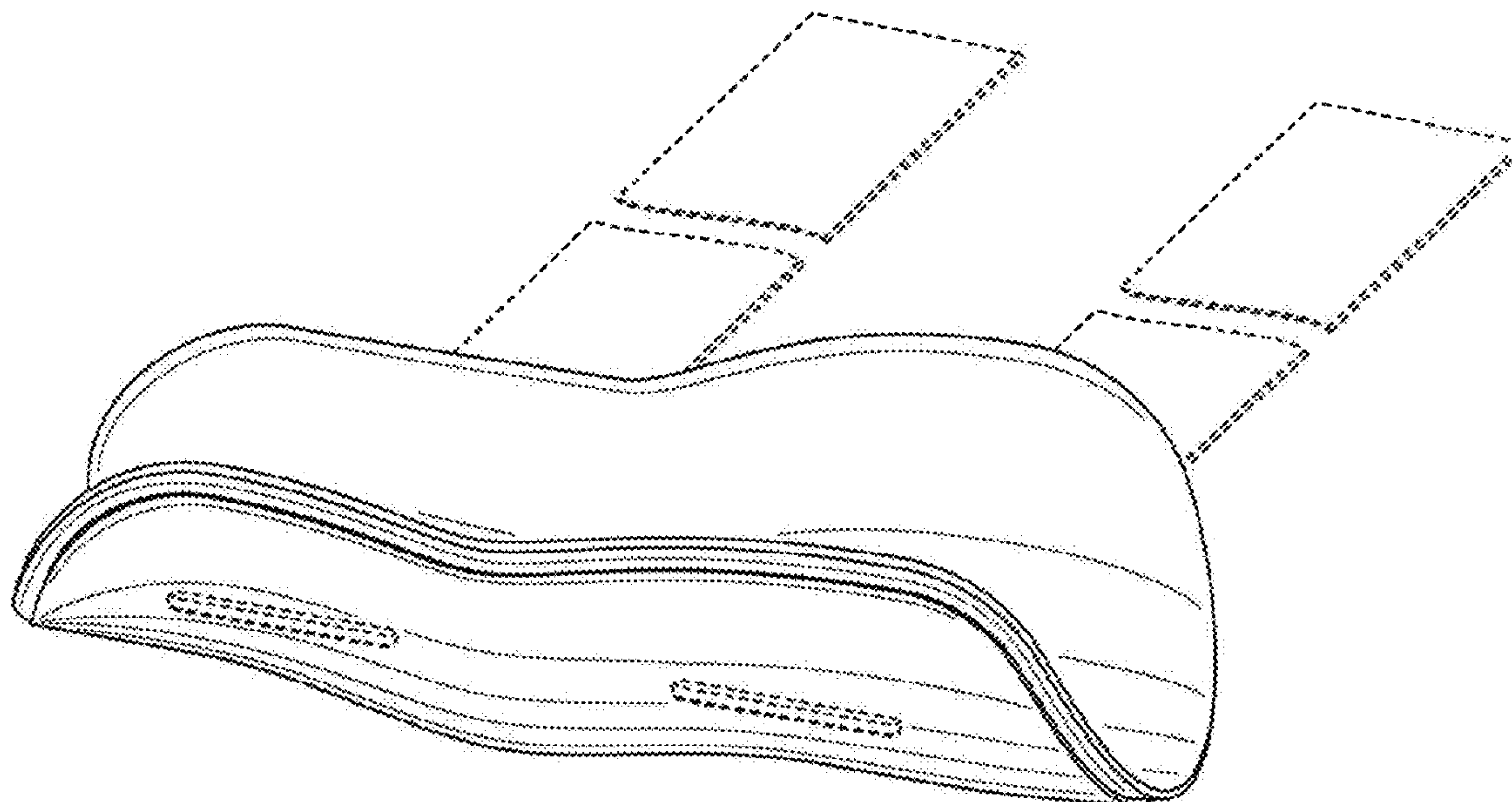
(57) **CLAIM**

The ornamental design for a golf swing training device, as shown and described.

**DESCRIPTION**

FIG. 1 is a top isometric view of the golf swing training device showing my new design;  
FIG. 2 is a bottom isometric view thereof;  
FIG. 3 is a top view thereof;  
FIG. 4 is a bottom view thereof;  
FIG. 5 is a front view thereof;  
FIG. 6 is a rear view thereof;  
FIG. 7 is a right side view thereof;  
FIG. 8 is a left side view thereof; and,  
FIG. 9 is a front view thereof. Shown attached, in use, on an unclaimed arm.  
The broken lines depict portions of the golf swing training device in which the design is embodied and form no part of the claimed design.

**1 Claim, 7 Drawing Sheets**



(56)

References Cited

U.S. PATENT DOCUMENTS

4,854,309	A *	8/1989	Elsey .....	A61F 5/0118 602/21	D404,103	S	1/1999	Winters
4,905,991	A *	3/1990	Alston .....	A63B 21/065 441/59	D404,455	S	1/1999	Gella et al.
5,158,298	A *	10/1992	Goins .....	A63B 69/0059 473/213	6,322,462	B1	11/2001	Kafer
5,425,539	A	6/1995	Steffes		D471,943	S *	3/2003	Brick ..... D21/791
5,445,385	A	8/1995	Brooks		7,658,681	B1	2/2010	Malecha
D364,911	S	12/1995	Todaro		D625,376	S *	10/2010	Marabellas ..... D21/683
5,499,820	A *	3/1996	Albertsson .....	A63B 69/0059 128/879	D638,899	S	5/2011	Quinlan
D372,064	S	7/1996	del Barrio		8,157,664	B2 *	4/2012	Duncan ..... A61F 4/00 473/205
5,634,854	A *	6/1997	Albertsson .....	A63B 69/0059 128/879	D663,798	S *	7/2012	Duncan ..... D21/789
D381,125	S *	7/1997	Weiler .....	D29/101.2	8,801,531	B2 *	8/2014	Buchanan ..... A63B 69/0059 2/16
5,695,453	A *	12/1997	Neal .....	A61F 5/0118 602/21	D719,629	S *	12/2014	Beukes ..... D21/791
5,743,806	A	4/1998	Brennan		9,370,703	B1	6/2016	Lee
					D790,017	S *	6/2017	Mueller ..... D21/698
					D810,220	S *	2/2018	Ahn ..... D21/791
					D839,980	S *	2/2019	Middleton ..... D21/791
					2006/0172812	A1	8/2006	Kraus
					2016/0101339	A1	4/2016	Crowell
					2017/0182392	A1	6/2017	Middleton
					2017/0259147	A1	9/2017	Hankins

\* cited by examiner

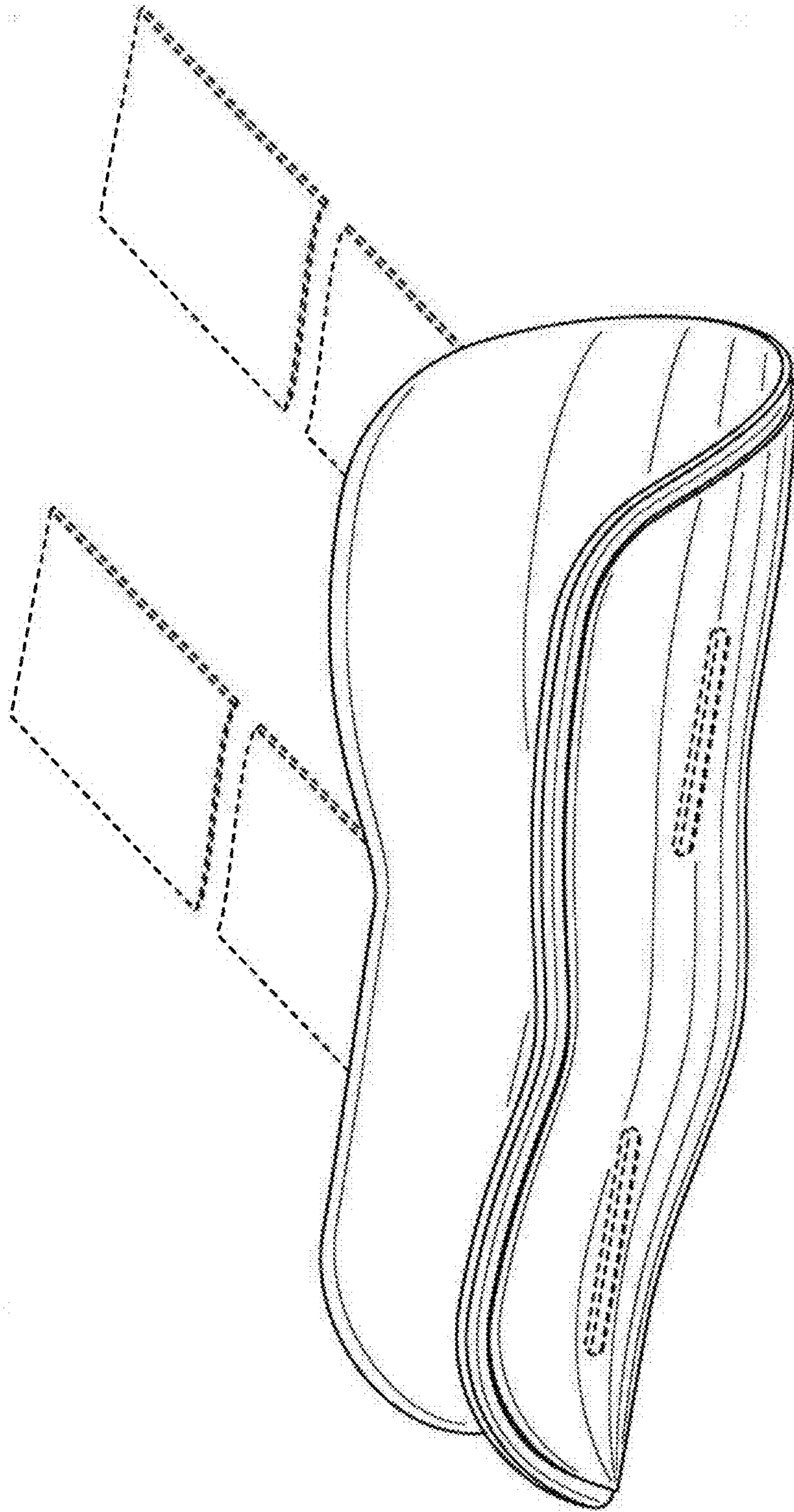


FIG. 1



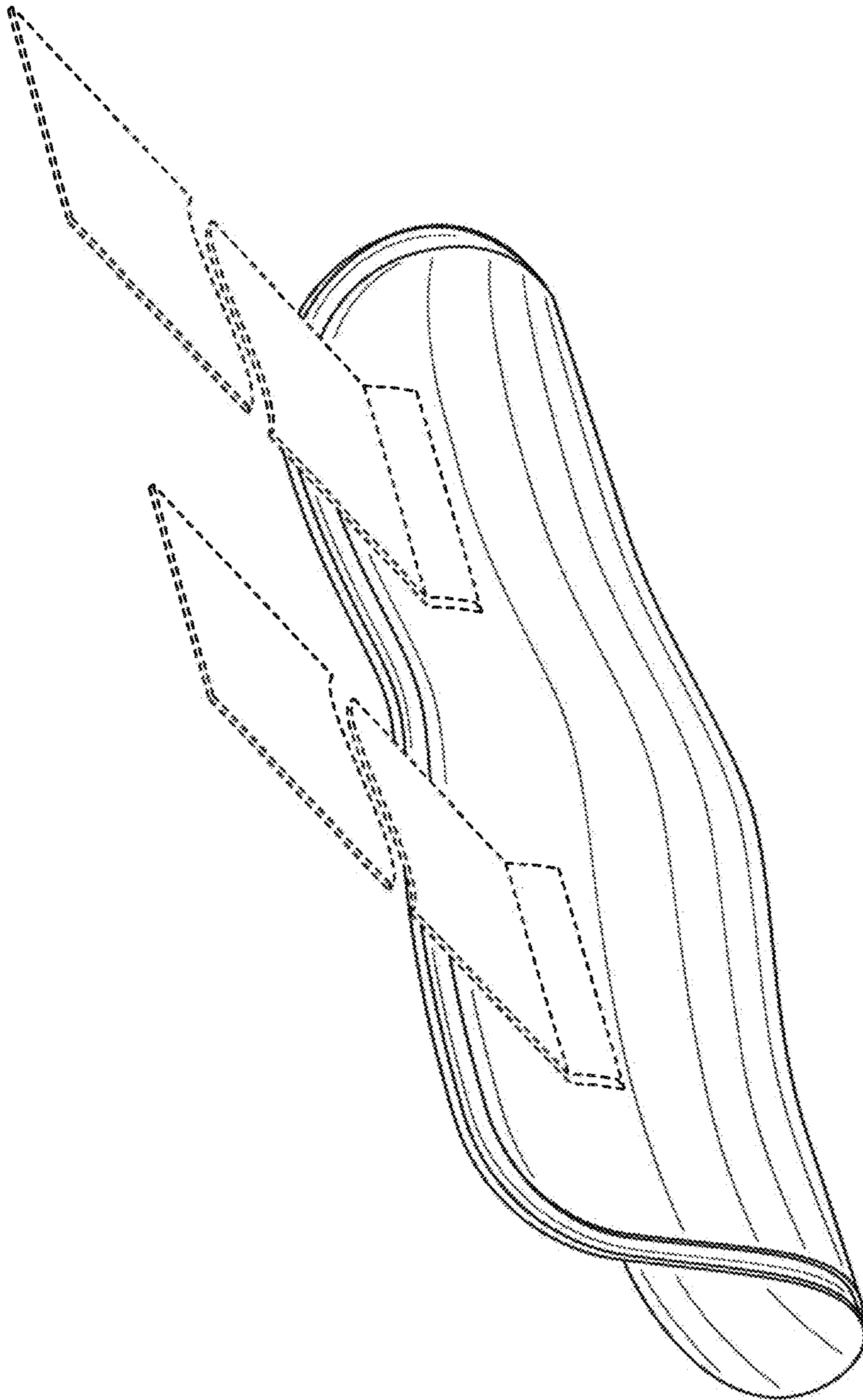


FIG. 2

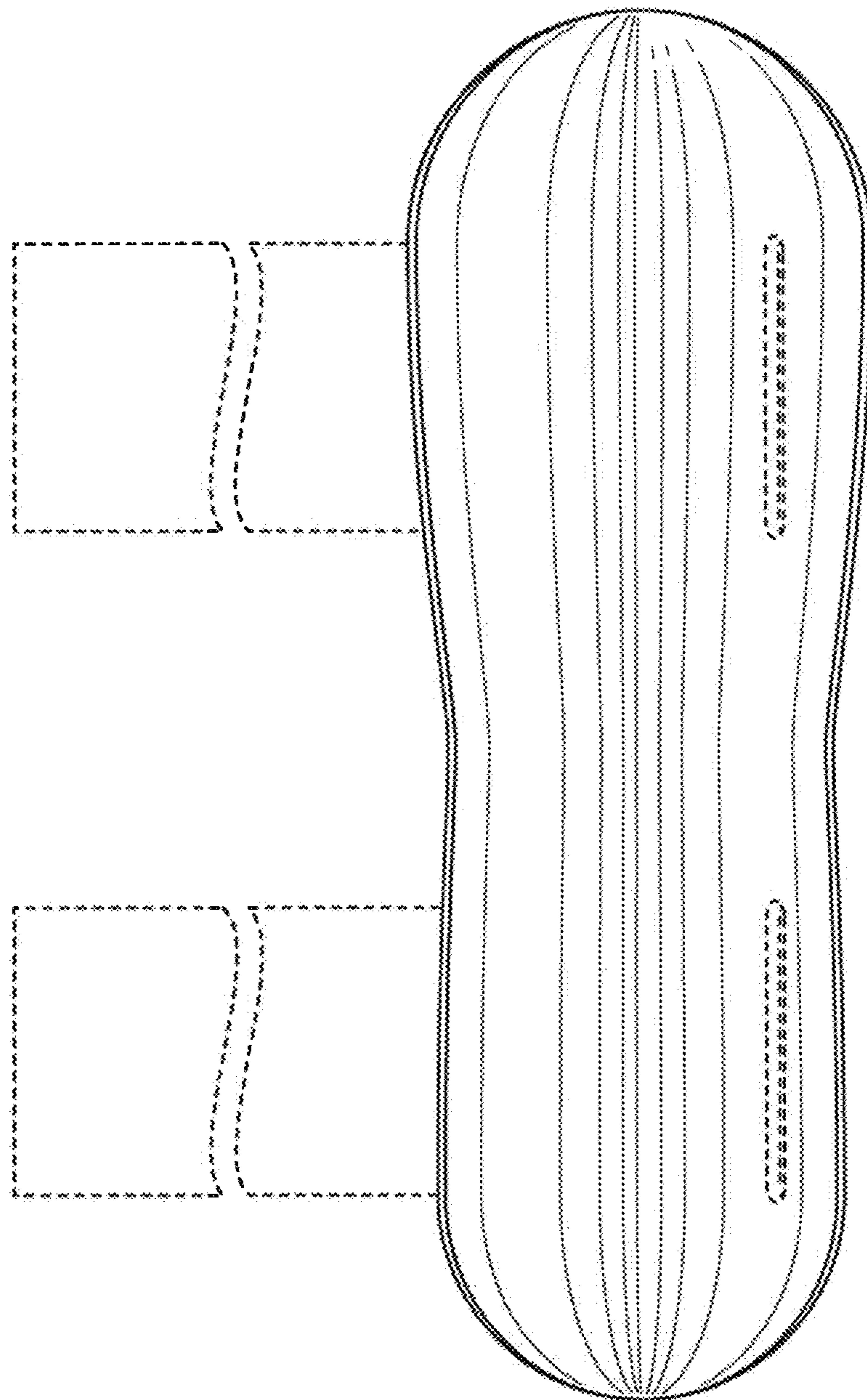


FIG. 3

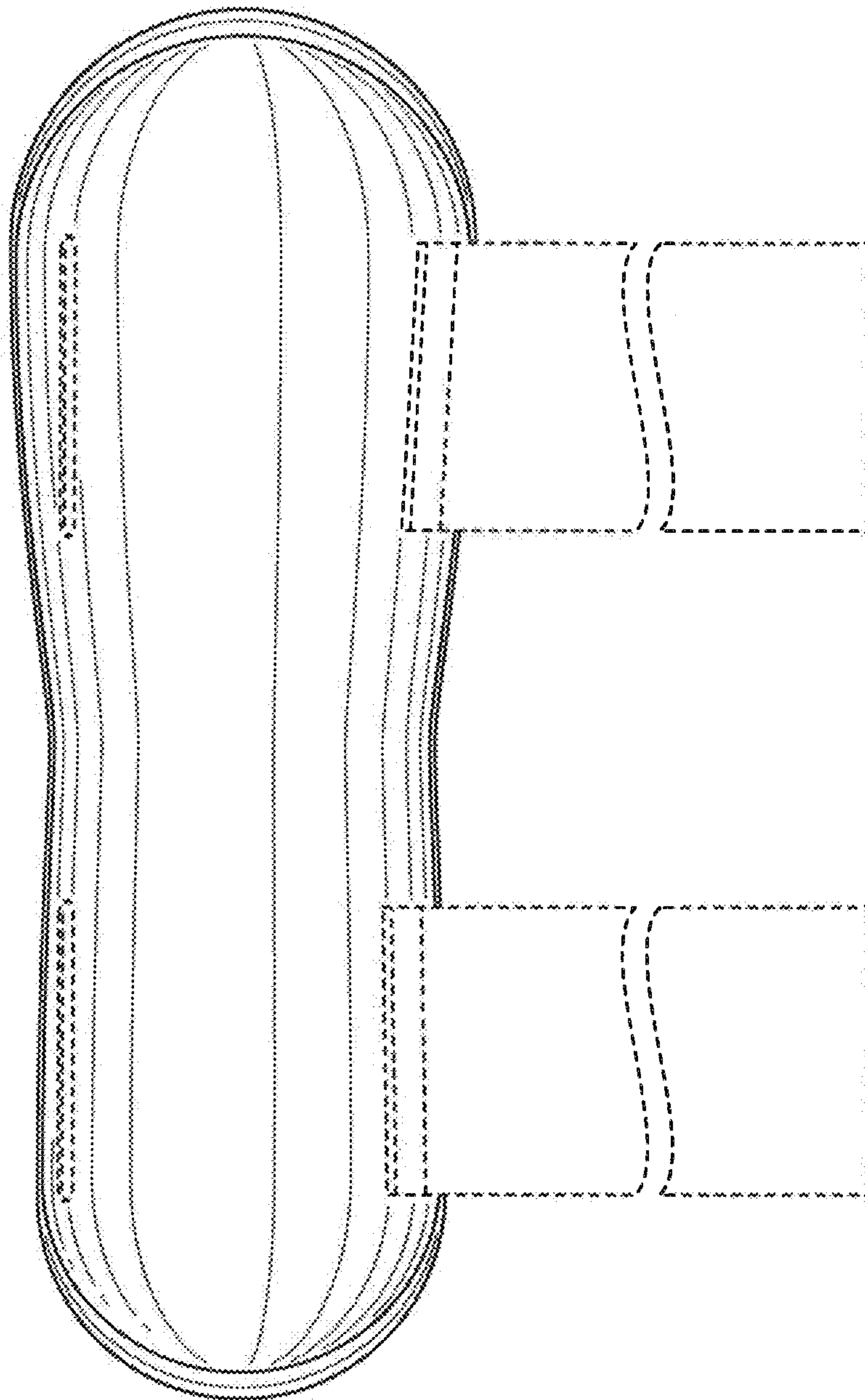


FIG. 4



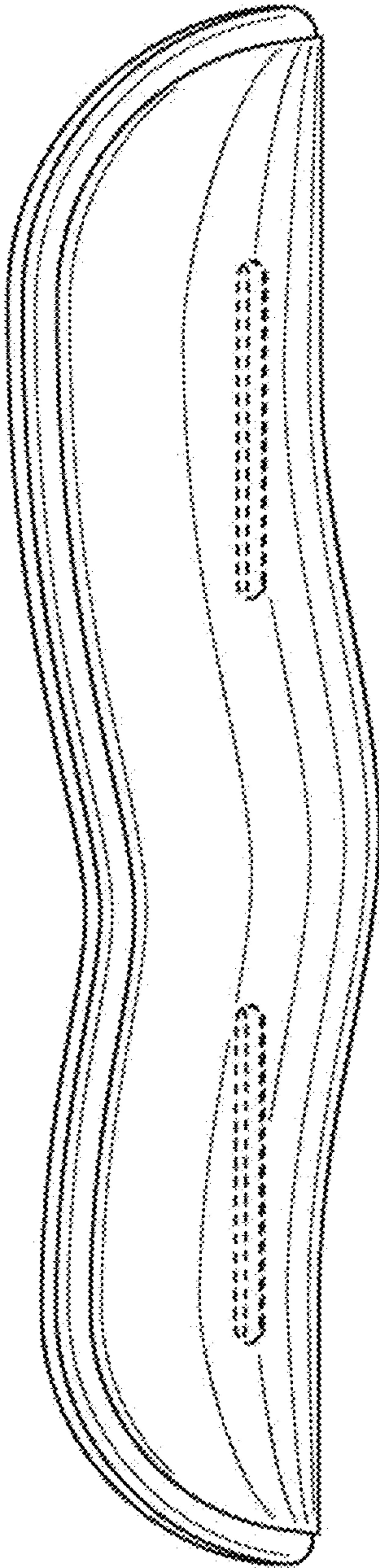


FIG. 5

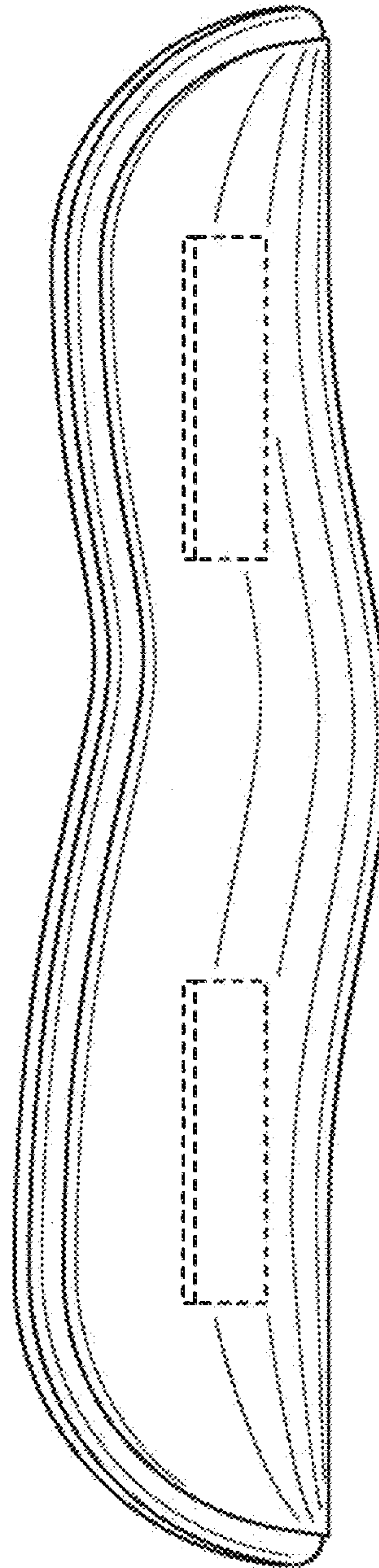


FIG. 6

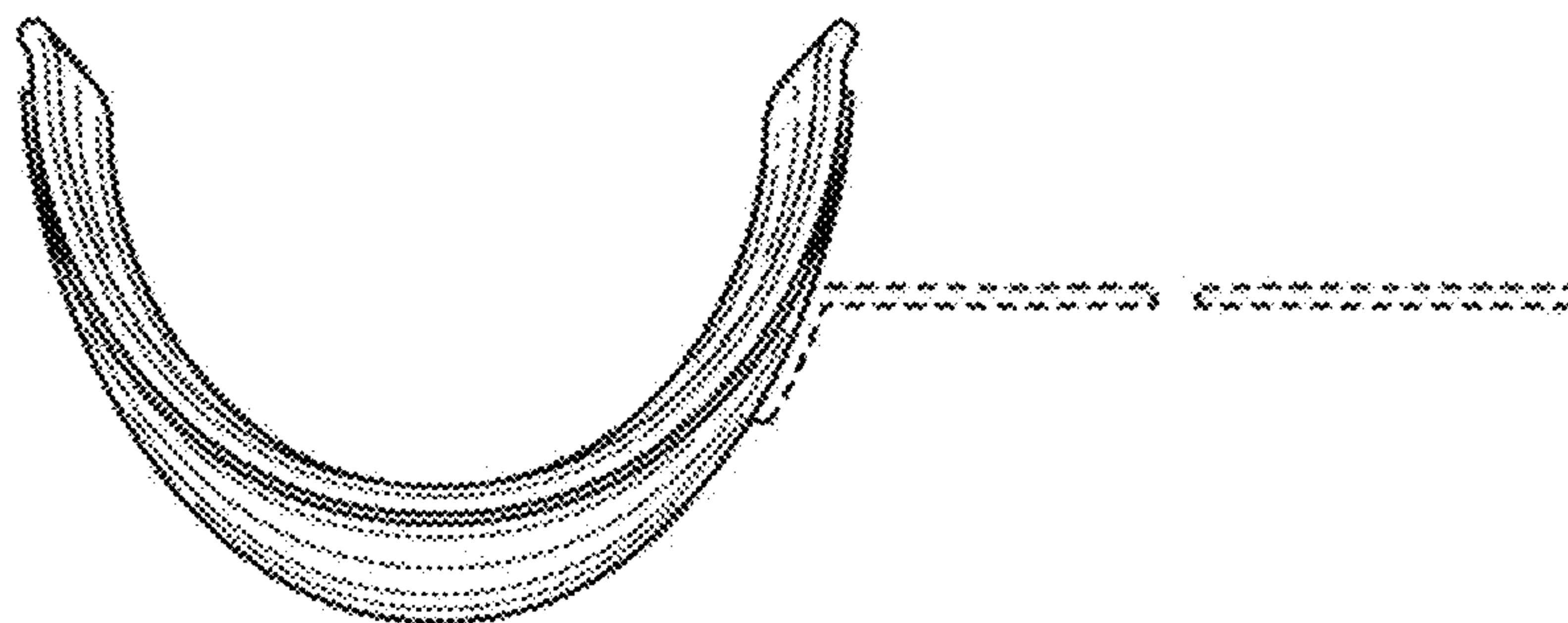


FIG. 7

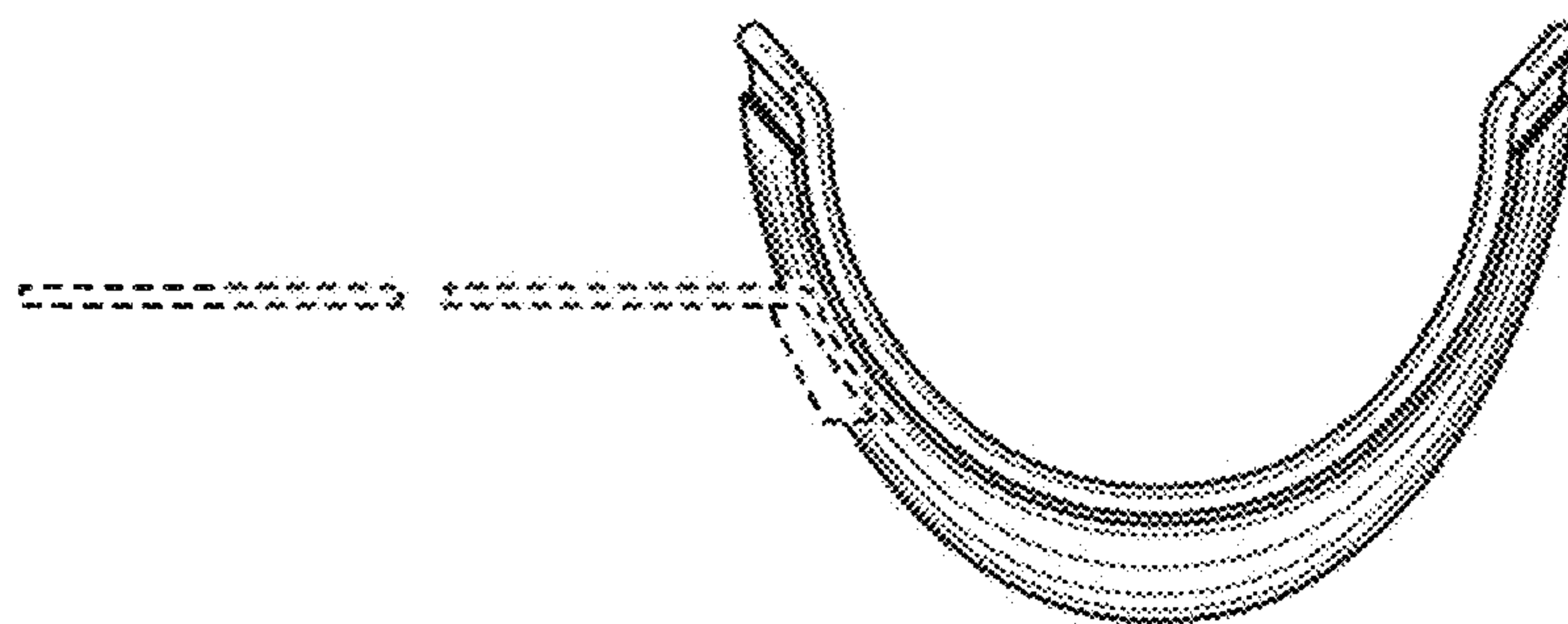


FIG. 8



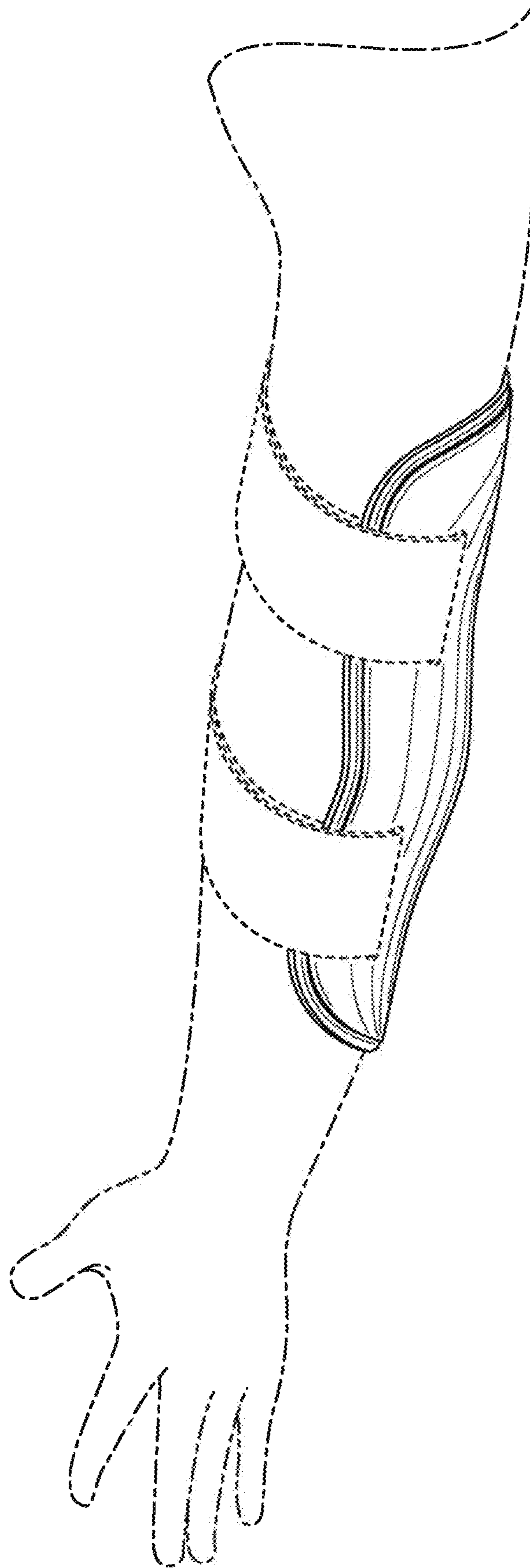


FIG. 9