



US00D895750S

(12) **United States Design Patent** (10) **Patent No.:** **US D895,750 S**
Seagram et al. (45) **Date of Patent:** **** Sep. 8, 2020**

(54) **GOLF CLUB HEAD**
(71) Applicant: **SUMITOMO RUBBER INDUSTRIES, LTD.**, Kobe-shi, Hyogo (JP)
(72) Inventors: **Phillip C. Seagram**, Boston, MA (US); **Darius Cyrulik**, Alhambra, CA (US); **Alexandra Agrella**, Huntington Beach, CA (US)
(73) Assignee: **SUMITOMO RUBBER INDUSTRIES, LTD.**, Kobe (JP)

D428,634 S * 7/2000 Nagai D21/759
D466,961 S * 12/2002 Nagai D21/759
D478,951 S * 8/2003 Burrows D21/759
D503,204 S * 3/2005 Nicolette D21/749
D512,474 S * 12/2005 Madore D21/759
D516,152 S * 2/2006 Madore D21/759
D523,501 S * 6/2006 Nicolette D21/749
D539,864 S * 4/2007 Nicolette D21/749
D544,056 S * 6/2007 Nicolette D21/749
D561,855 S * 2/2008 Schweigert D21/747
D618,293 S * 6/2010 Foster D21/747
D654,547 S * 2/2012 Jertson D21/747
D696,366 S * 12/2013 Milo D21/747
D704,288 S * 5/2014 Cardani D21/747
8,753,230 B2 * 6/2014 Stokke A63B 60/00
473/350
D708,685 S * 7/2014 Harvell D21/747
D754,806 S * 4/2016 Bacon D21/747

(**) Term: **15 Years**

(21) Appl. No.: **29/690,315**

(22) Filed: **May 7, 2019**

(51) **LOC (12) Cl.** **21-02**

(52) **U.S. Cl.**
USPC **D21/759**

(58) **Field of Classification Search**
USPC D21/747-751, 759
CPC A63B 53/00; A63B 53/02; A63B 53/04;
A63B 53/047; A63B 53/0475; A63B
2053/0479; A63B 2053/0483; A63B
2053/0445; A63B 60/00; A63B 60/46
See application file for complete search history.

(56) **References Cited**

U.S. PATENT DOCUMENTS

D303,132 S * 8/1989 Muta D21/748
D327,720 S * 7/1992 Antonious D21/748
D328,116 S * 7/1992 Antonious D21/748
5,335,914 A * 8/1994 Long A63B 53/04
473/350
D365,865 S * 1/1996 Antonious D21/748
D394,290 S * 5/1998 Best D21/748
D404,780 S * 1/1999 Long D21/749
D427,264 S * 6/2000 Kubica D21/759

(Continued)

Primary Examiner — Mitchell I. Siegel
(74) *Attorney, Agent, or Firm* — Oliff PLC

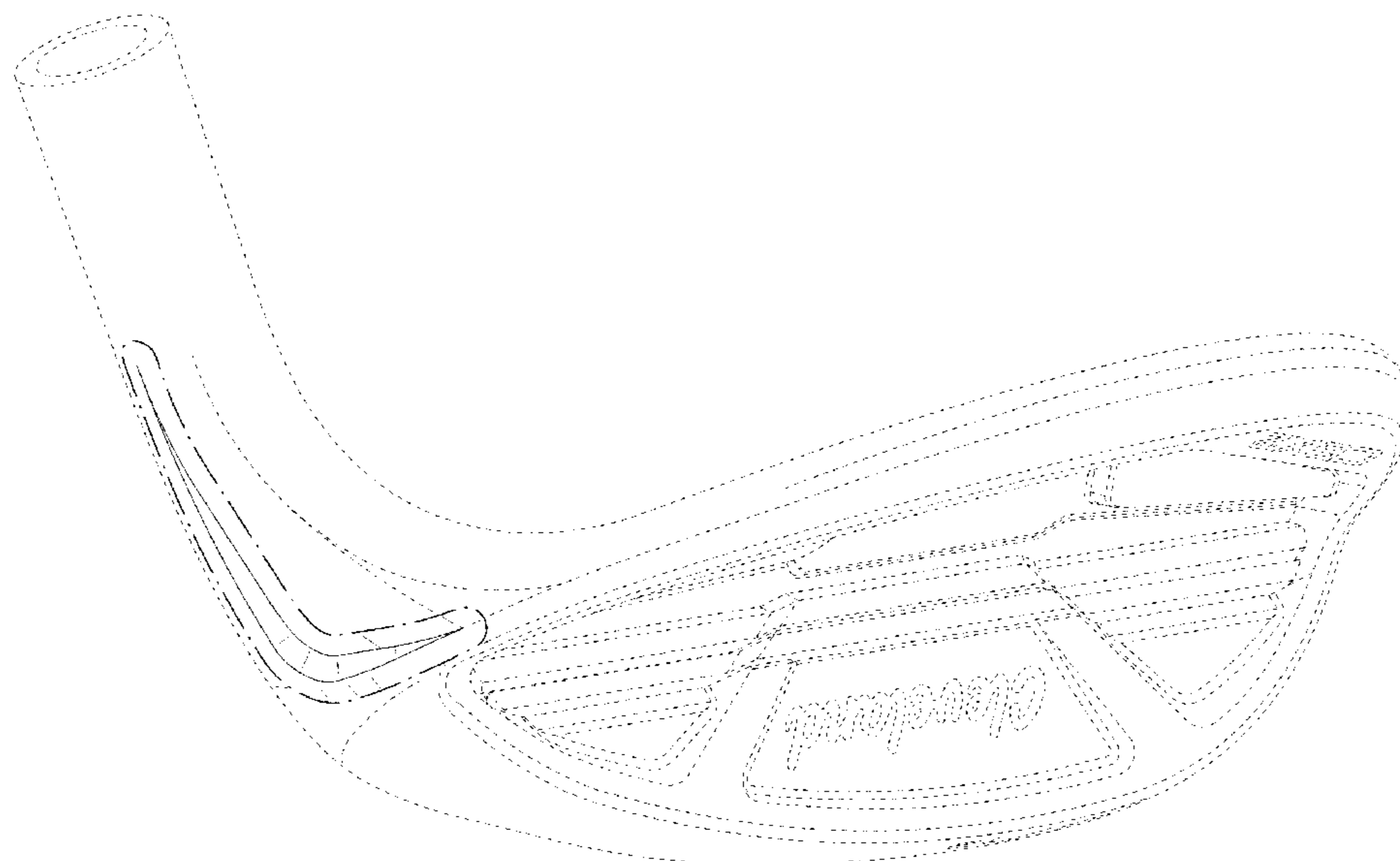
(57) **CLAIM**

The ornamental design for a golf club head, as shown and described.

DESCRIPTION

FIG. 1 is a rear, heel-side perspective view of the golf club head;
FIG. 2 is a rear elevational view thereof;
FIG. 3 is a top plan view thereof;
FIG. 4 is a heel-side elevational view thereof;
FIG. 5 is a toe-side elevational view thereof;
FIG. 6 is a front elevational view thereof;
FIG. 7 is a bottom plan view thereof; and,
FIG. 8 is a front, heel-side perspective view thereof.
The dot-dash lines depict boundaries of the claimed subject matter and form no part of the claimed design. The broken lines depict parts of the golf club head that form no part of the claimed design.

1 Claim, 8 Drawing Sheets



(56)

References Cited

U.S. PATENT DOCUMENTS

D796,611 S *	9/2017	Ivanova	D21/759
D813,967 S *	3/2018	Ripp	D21/759
D815,705 S *	4/2018	Dolezel	D21/749
D815,707 S *	4/2018	Dolezel	D21/759
D823,957 S *	7/2018	Becktor	D21/747
D833,549 S *	11/2018	Dolezel	D21/747
D833,551 S *	11/2018	Dolezel	D21/759
D833,553 S *	11/2018	Dolezel	D21/759

* cited by examiner

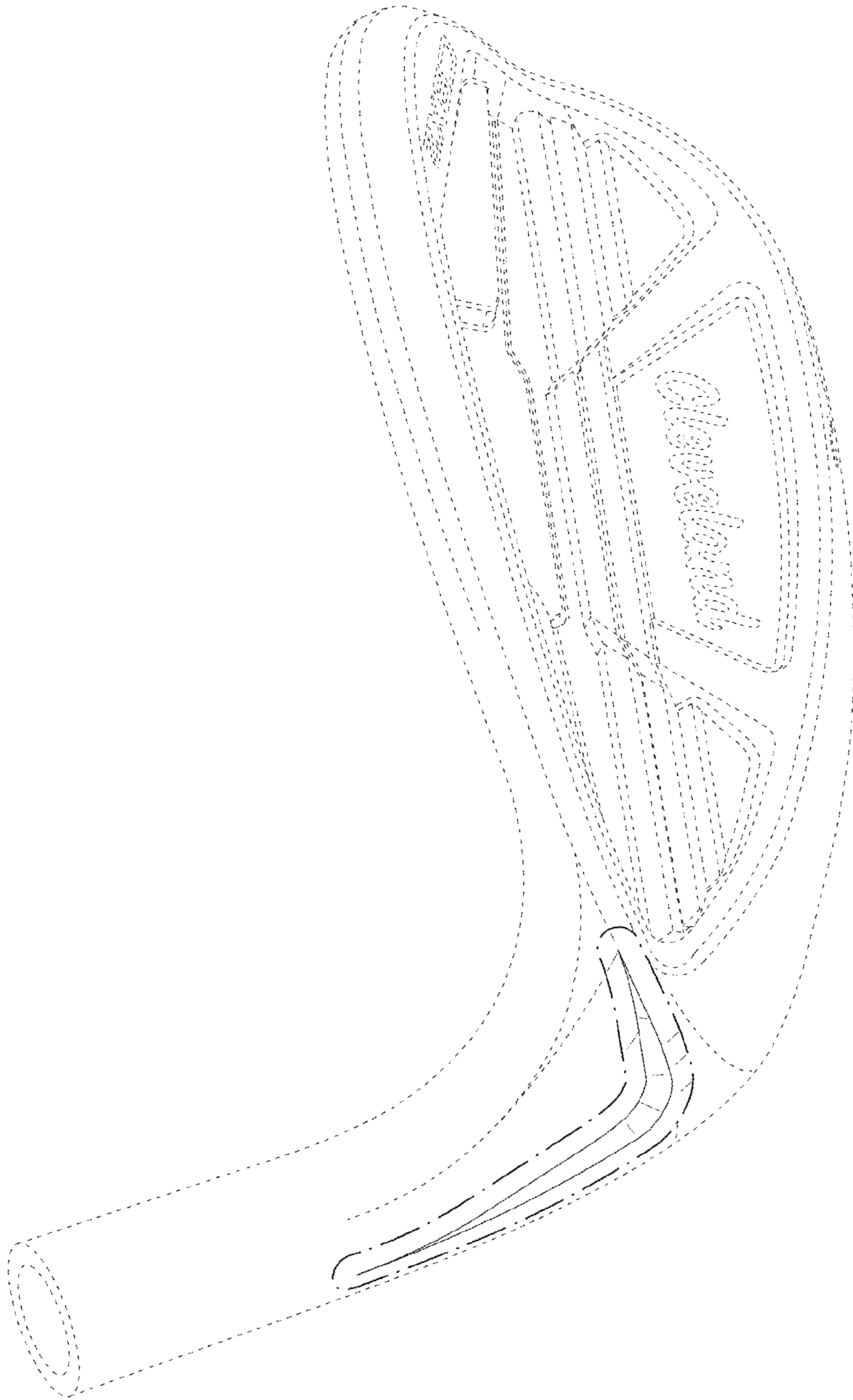


FIG. 1

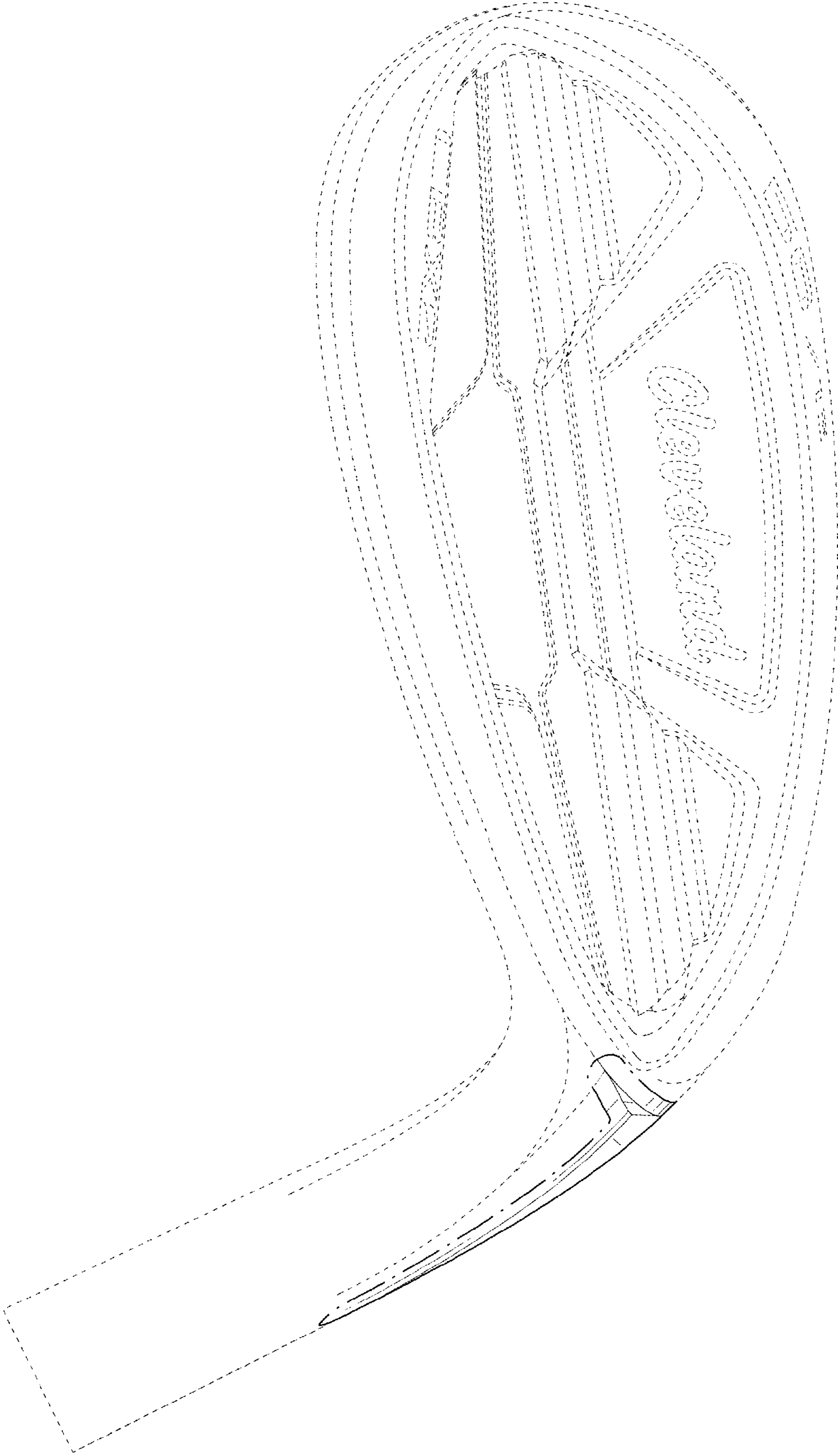


FIG. 2

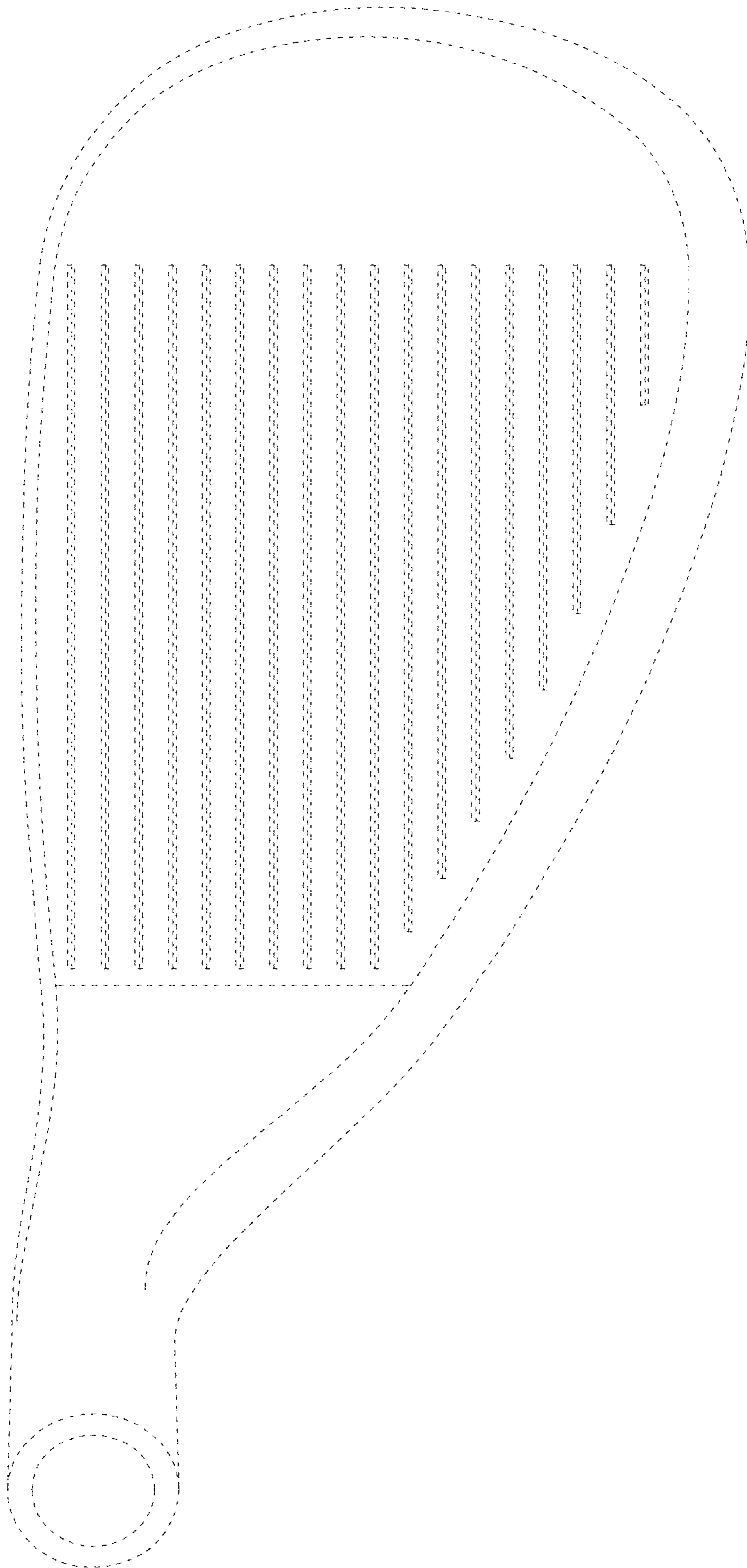


FIG. 3

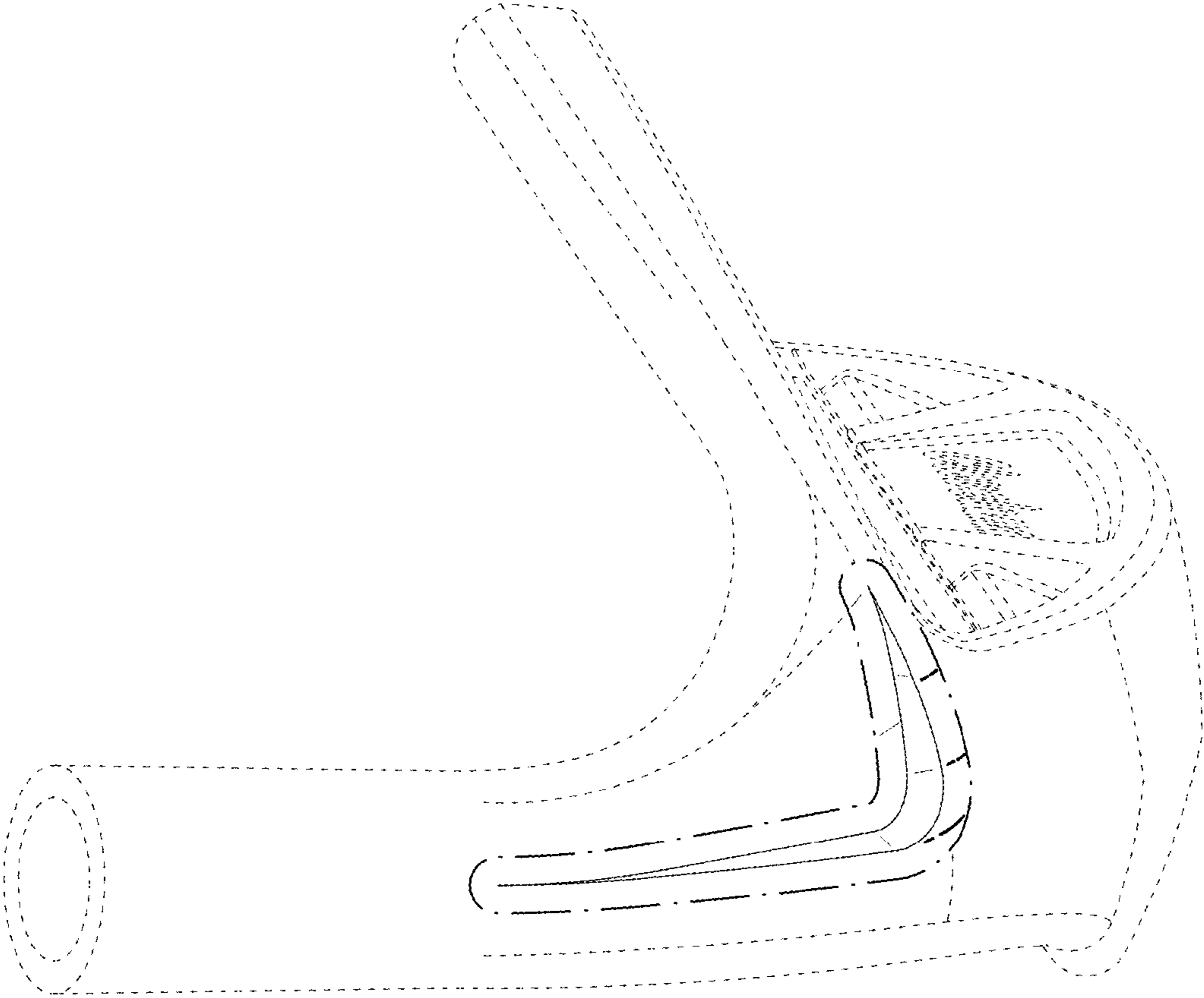


FIG. 4

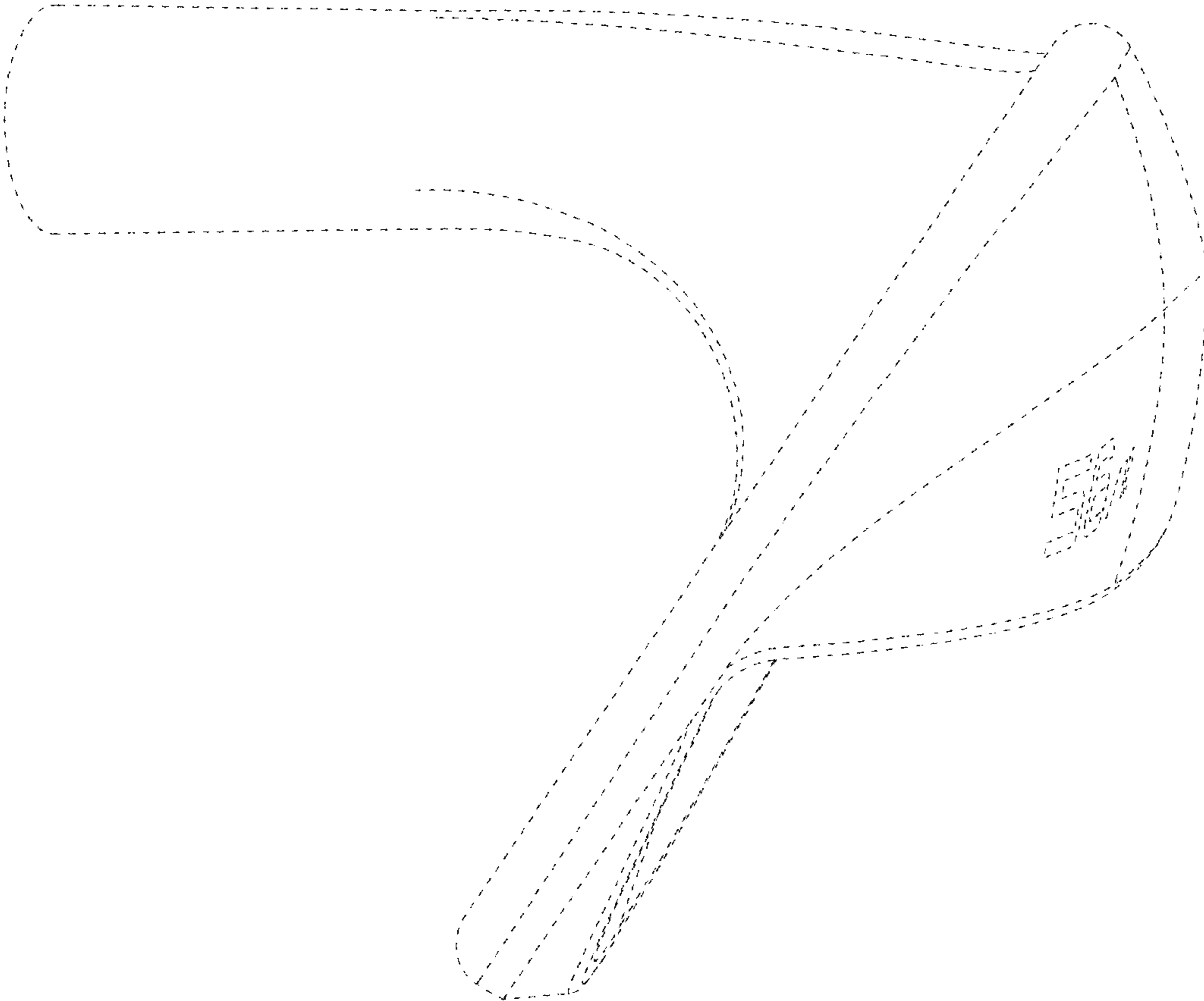


FIG. 5

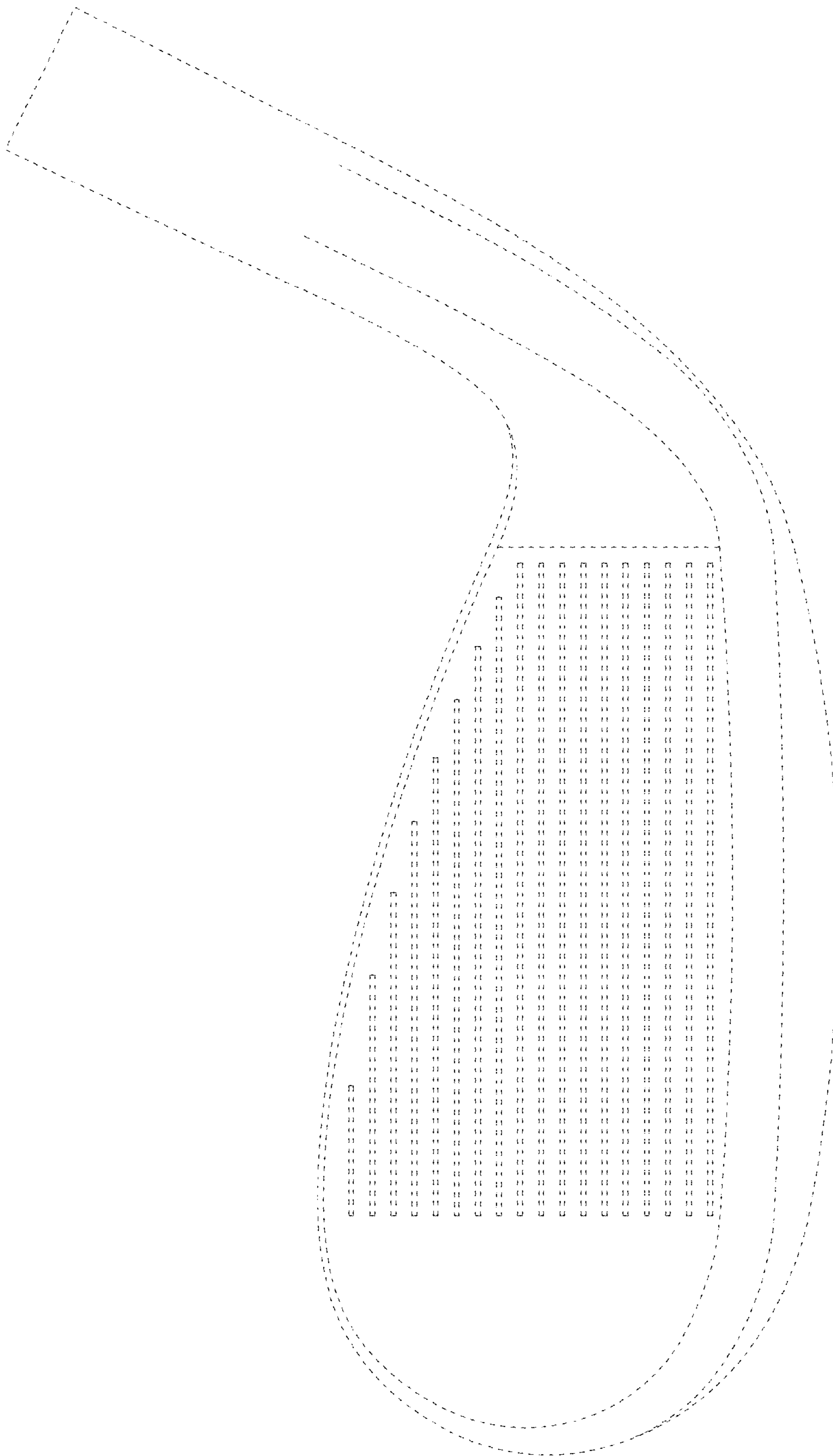


FIG. 6

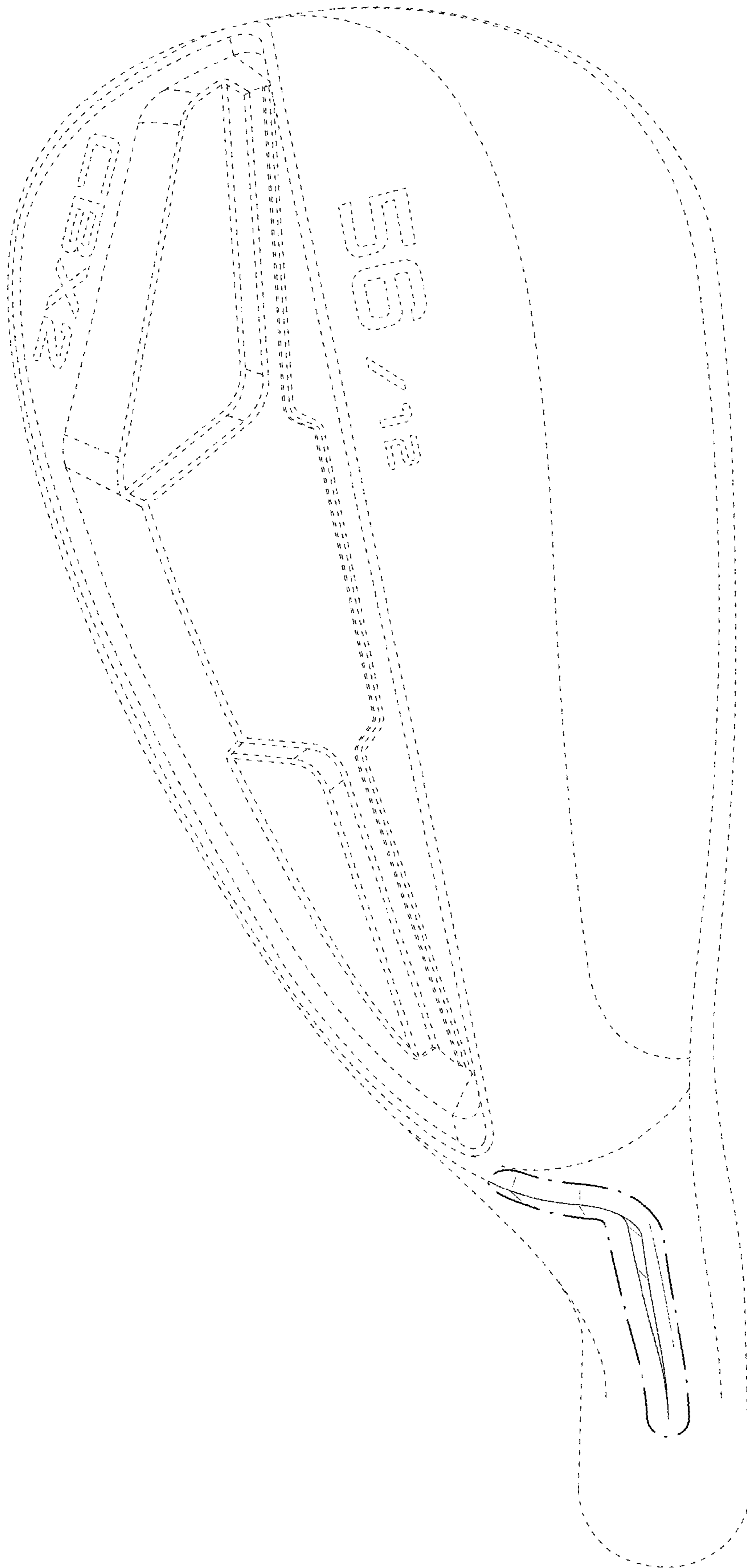


FIG. 7

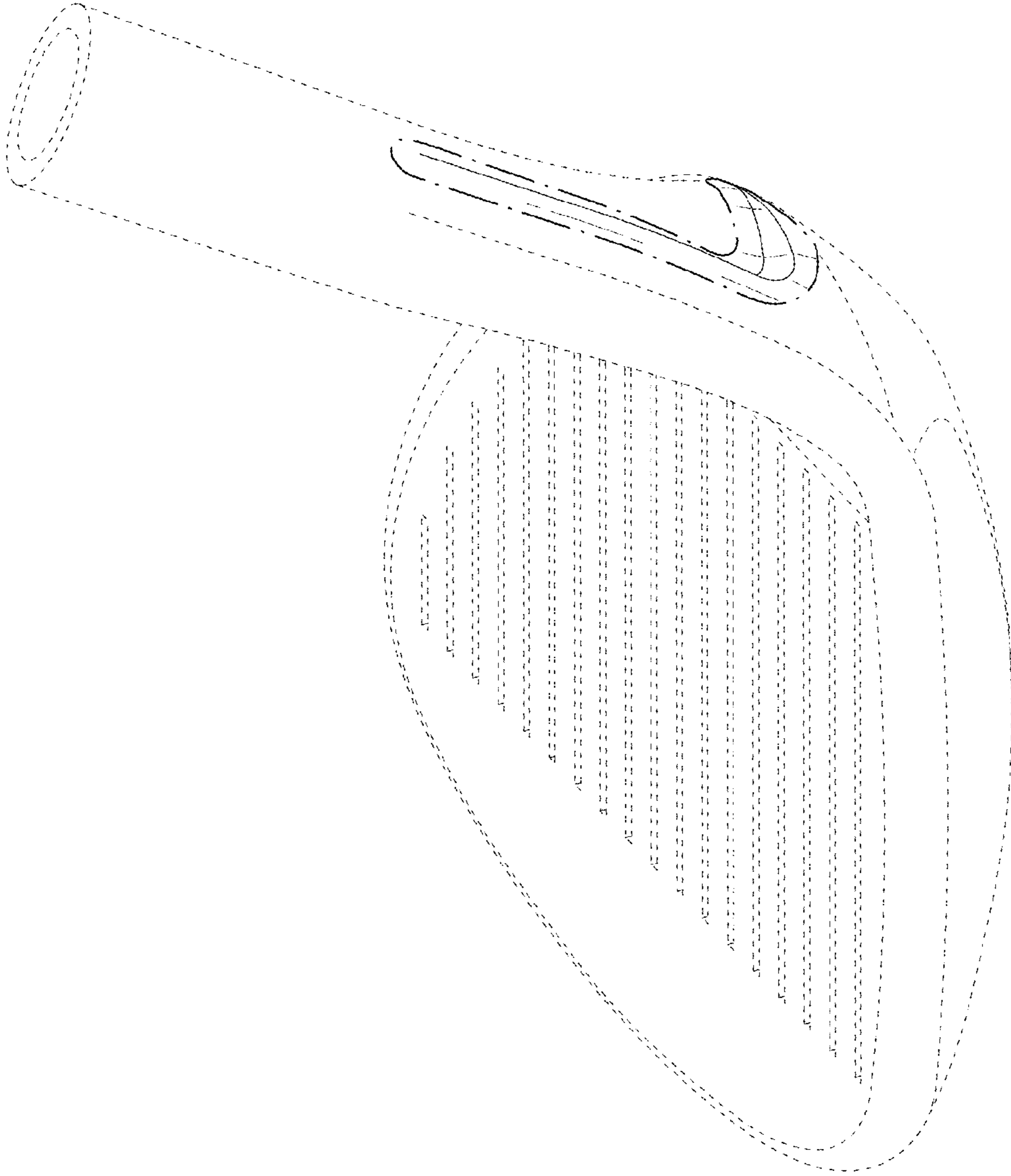


FIG. 8