

US00D895739S

(12) **United States Design Patent** (10) **Patent No.:** **US D895,739 S**
Jaquish et al. (45) **Date of Patent:** **** *Sep. 8, 2020**

(54) **EXERCISE APPARATUS**

(71) Applicant: **Jaquish Biomedical Corporation**,
Nevada City, CA (US)

(72) Inventors: **John Paul Jaquish**, Nevada City, CA
(US); **Paul Edward Jaquish**, Nevada
City, CA (US)

(73) Assignee: **Jaquish Biomedical Corporation**,
Nevada City, CA (US)

4,200,281 A 4/1980 Wang
4,257,592 A 3/1981 Jones
4,441,707 A 4/1984 Bosch
5,178,596 A 1/1993 McIntire
5,197,934 A 3/1993 Wirtz
D342,771 S 12/1993 Tandberg
D353,419 S 12/1994 Sprague
5,514,058 A 5/1996 Buoni
5,540,642 A 7/1996 Sprague
5,653,665 A 8/1997 Neeley
5,688,213 A 11/1997 Recker

(Continued)

(*) Notice: This patent is subject to a terminal disclaimer.

(**) Term: **15 Years**

(21) Appl. No.: **29/734,014**

(22) Filed: **May 8, 2020**

Related U.S. Application Data

(63) Continuation of application No. 35/001,051, filed on Jul. 17, 2015 (U.S. filing date under 35 U.S.C. 384), and having an international filing date of Jul. 17, 2015, which is a continuation of application No. 29/515,595, filed on Jan. 23, 2015, now Pat. No. Des. 778,374.

(51) **LOC (12) Cl.** **21-02**

(52) **U.S. Cl.**
USPC **D21/673**

(58) **Field of Classification Search**
USPC D21/662, 673, 679
CPC A63B 23/0355; A63B 23/03525; A63B
21/0552; A63B 21/02; A63B 21/0004
See application file for complete search history.

(56) **References Cited**

U.S. PATENT DOCUMENTS

1,019,861 A 3/1912 Titus
3,193,288 A 7/1965 Vell

FOREIGN PATENT DOCUMENTS

EP 2764896 A1 8/2014
KR 10200000 5/2000

Primary Examiner — George D. Kirschbaum

(74) *Attorney, Agent, or Firm* — Morgan, Lewis & Bockius LLP

(57) **CLAIM**

The ornamental design for an exercise apparatus, as shown and described.

DESCRIPTION

FIG. 1 is a first perspective view of an exercise apparatus showing our new design;

FIG. 2 is a second perspective view thereof;

FIG. 3 is a front view of the design of FIG. 2;

FIG. 4 is a rear view of the design of FIG. 2;

FIG. 5 is a side view of the design of FIG. 2, wherein the opposite side of the exercise apparatus is a mirror image of the side view;

FIG. 6 is a top view of the design of FIG. 2;

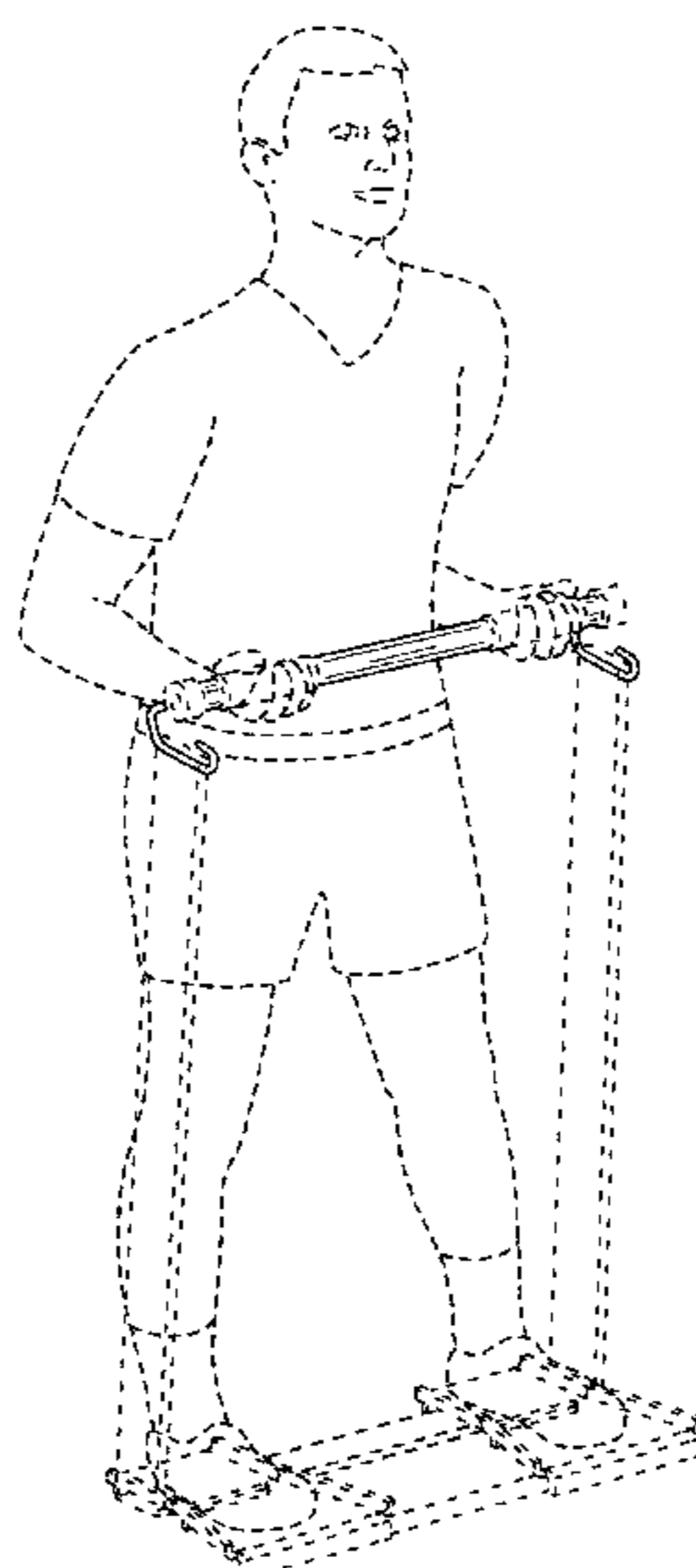
FIG. 7 is a bottom view of the design of FIG. 2;

FIG. 8 is a first enlarged view of FIG. 1; and,

FIG. 9 is a second enlarged view of FIG. 1.

The broken lines depict unclaimed environmental subject matter.

1 Claim, 8 Drawing Sheets



(56)

References Cited

U.S. PATENT DOCUMENTS

5,746,687	A *	5/1998	Vial	A63B 21/0552	D657,008	S	4/2012	Markovic
				482/125	D670,345	S	11/2012	Guarrasi
5,776,041	A	7/1998	Fisher		D682,374	S	5/2013	Wilkinson
5,885,196	A *	3/1999	Gvoich	A63B 21/0004	8,870,722	B2	10/2014	Kassel
				482/122	D723,637	S	3/2015	Mercado
6,203,476	B1	3/2001	Wang et al.		D724,163	S	3/2015	Kelley
6,280,366	B1	8/2001	Hsieh		9,254,405	B1 *	2/2016	Marji
D474,818	S	5/2003	Yu		D764,607	S	8/2016	Beckford
D482,748	S	11/2003	Flynt		2002/0137609	A1	9/2002	Rosati
7,052,449	B2	5/2006	Chen		2005/0239617	A1	10/2005	Tenaglia
D526,367	S	8/2006	Loccarini		2007/0207903	A1	9/2007	Csabai
7,175,574	B2	2/2007	Carmel et al.		2007/0207905	A1	9/2007	Winston
7,387,599	B1	6/2008	Hsu		2010/0152002	A1 *	6/2010	Knight
D590,457	S	4/2009	Mishan					A63B 21/0552
7,578,775	B2	8/2009	Terry					482/93
7,601,101	B2	10/2009	Jackson		2010/0173760	A1 *	7/2010	Hall
D604,374	S	11/2009	Bizzell					A63B 23/03525
7,922,624	B1	4/2011	Fairhurst					482/129
					2014/0038793	A1 *	2/2014	Hetzel
								A63B 23/0355
								482/122
					2014/0228180	A1	8/2014	Walker
					2015/0367159	A1	12/2015	Harris

* cited by examiner

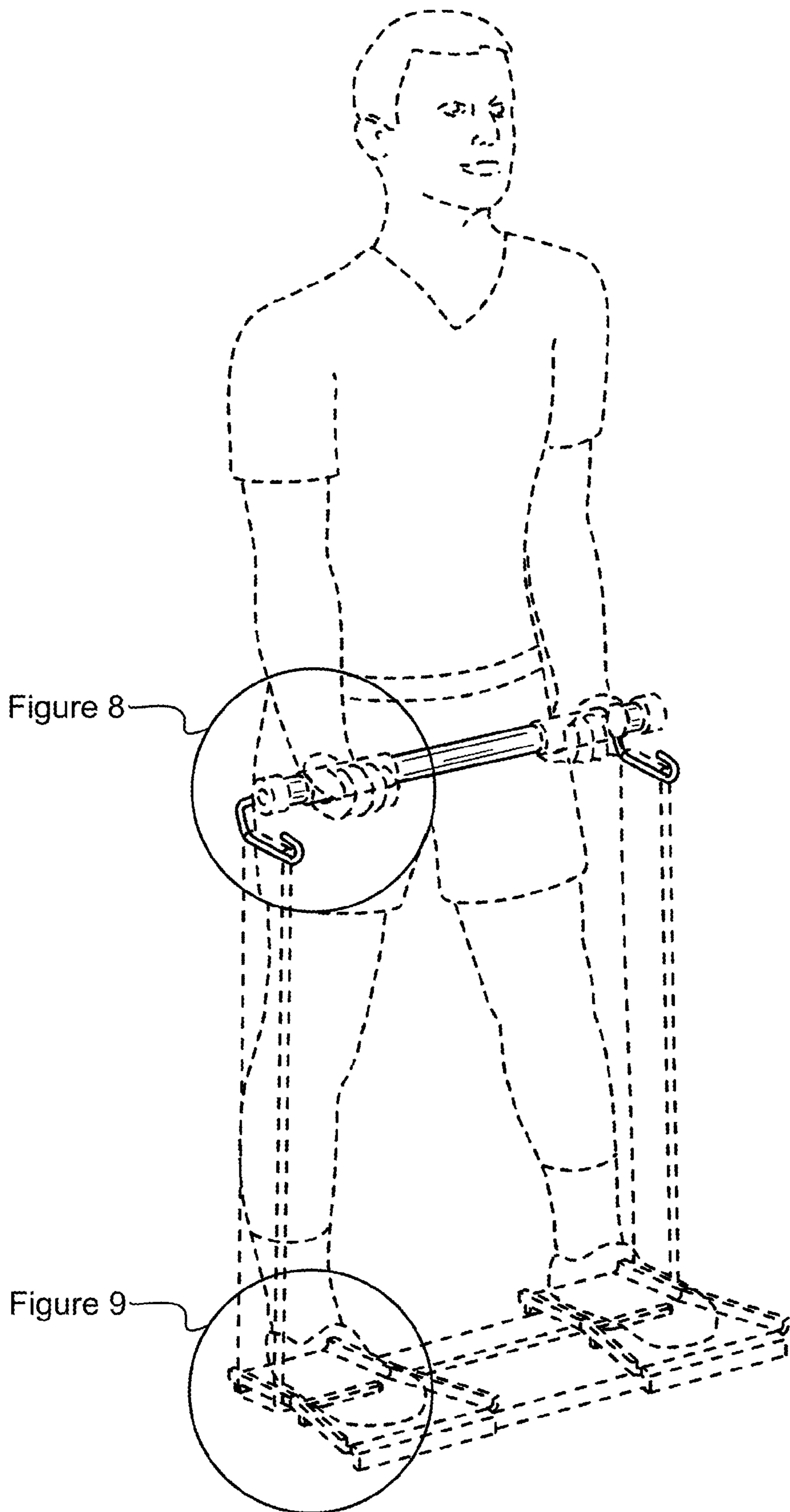


Figure 1

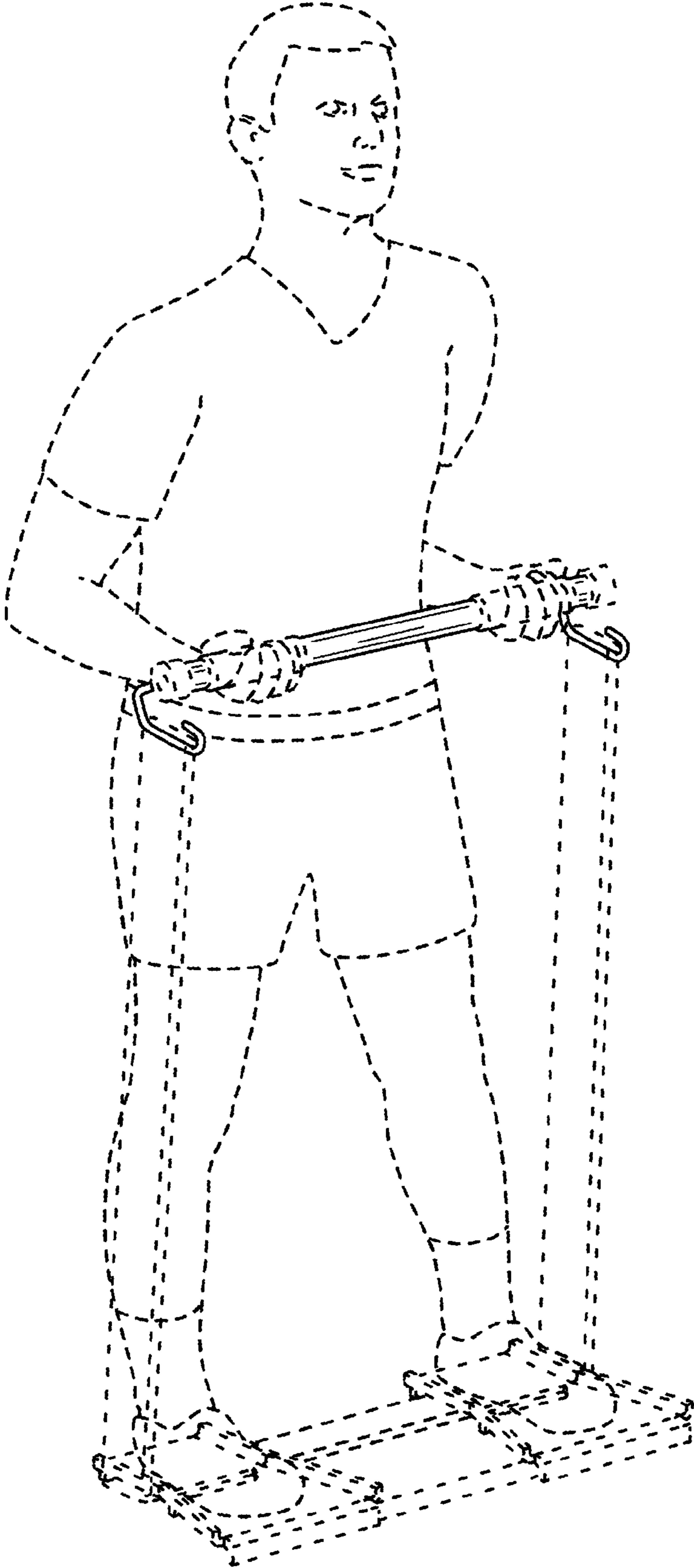


Figure 2

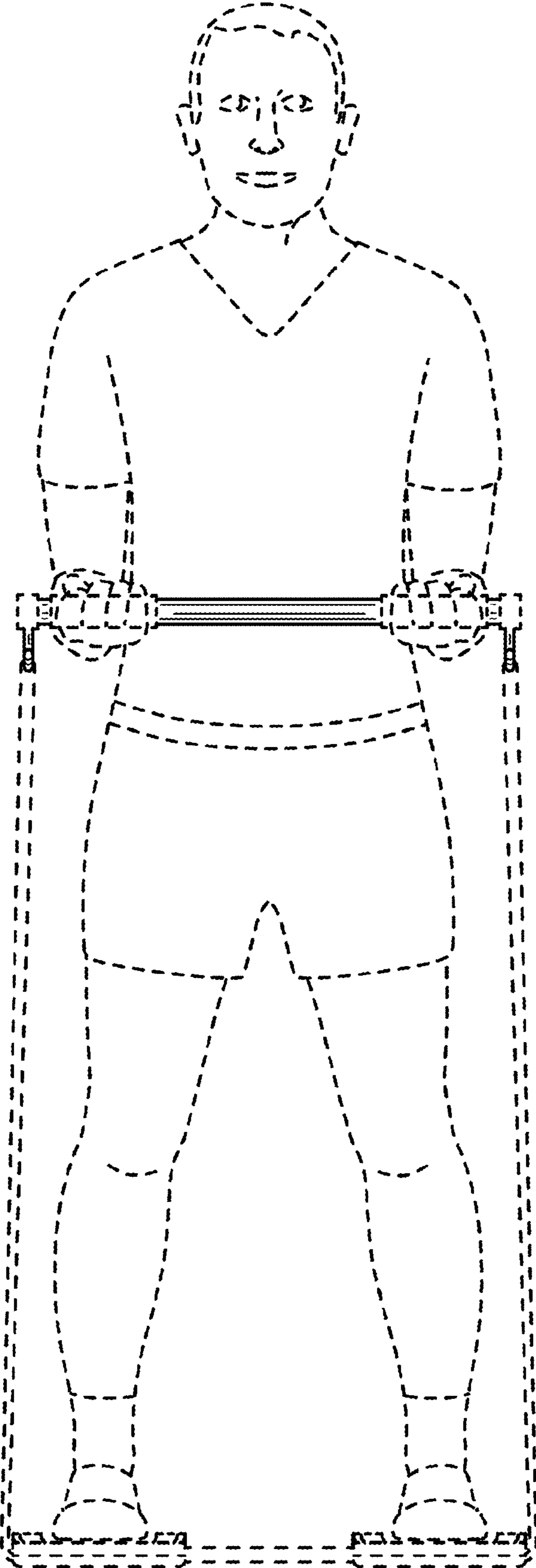


Figure 3

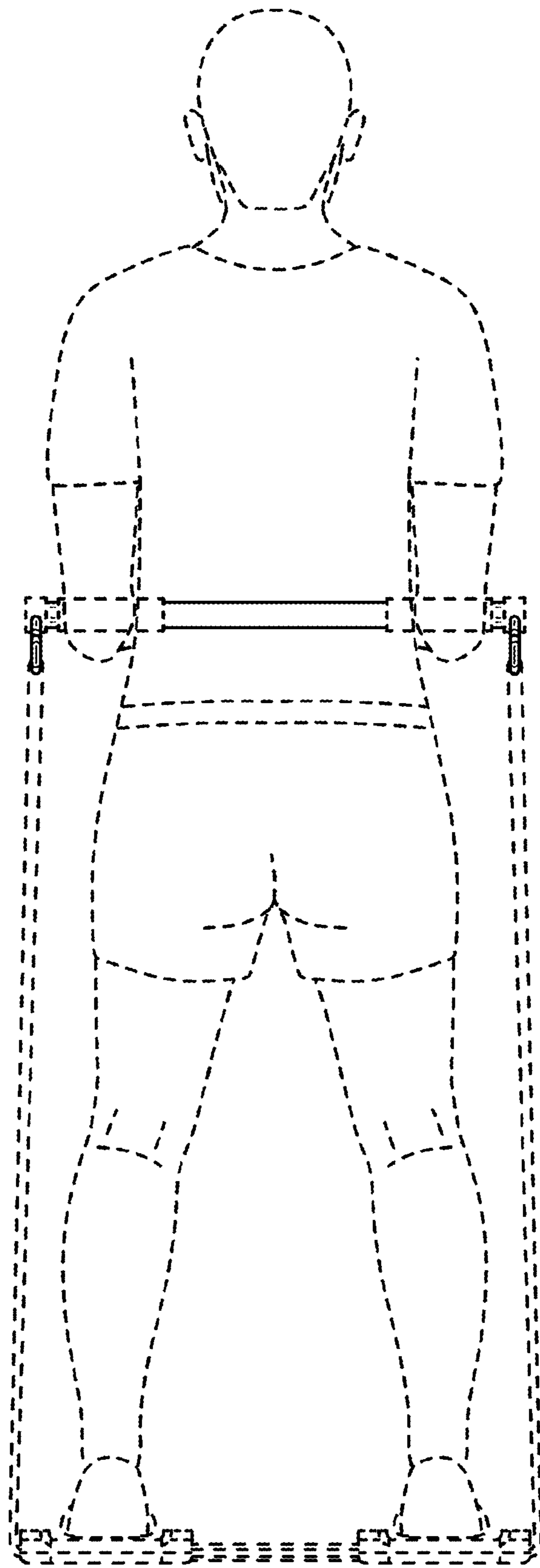


Figure 4

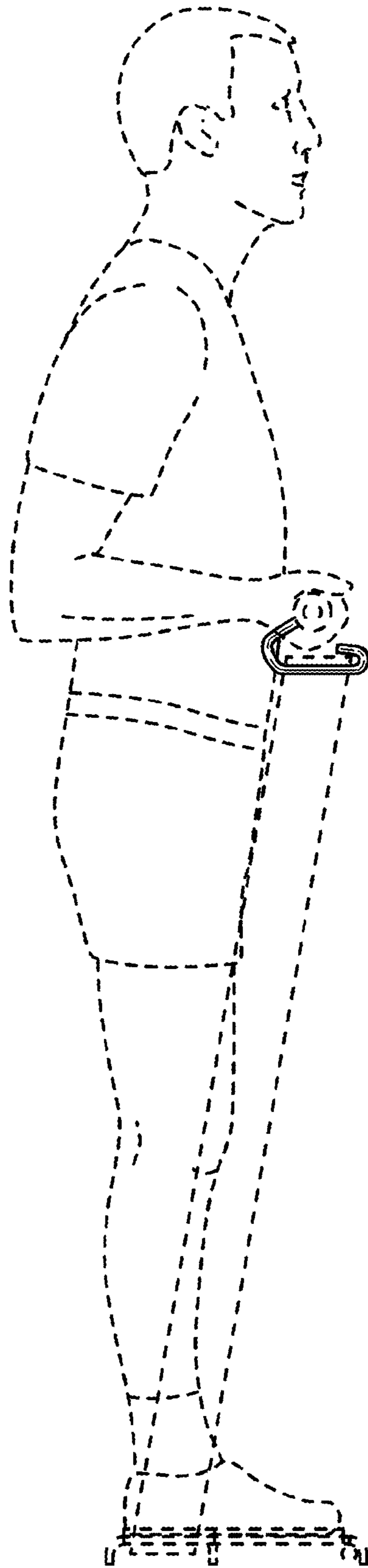


Figure 5




Figure 6

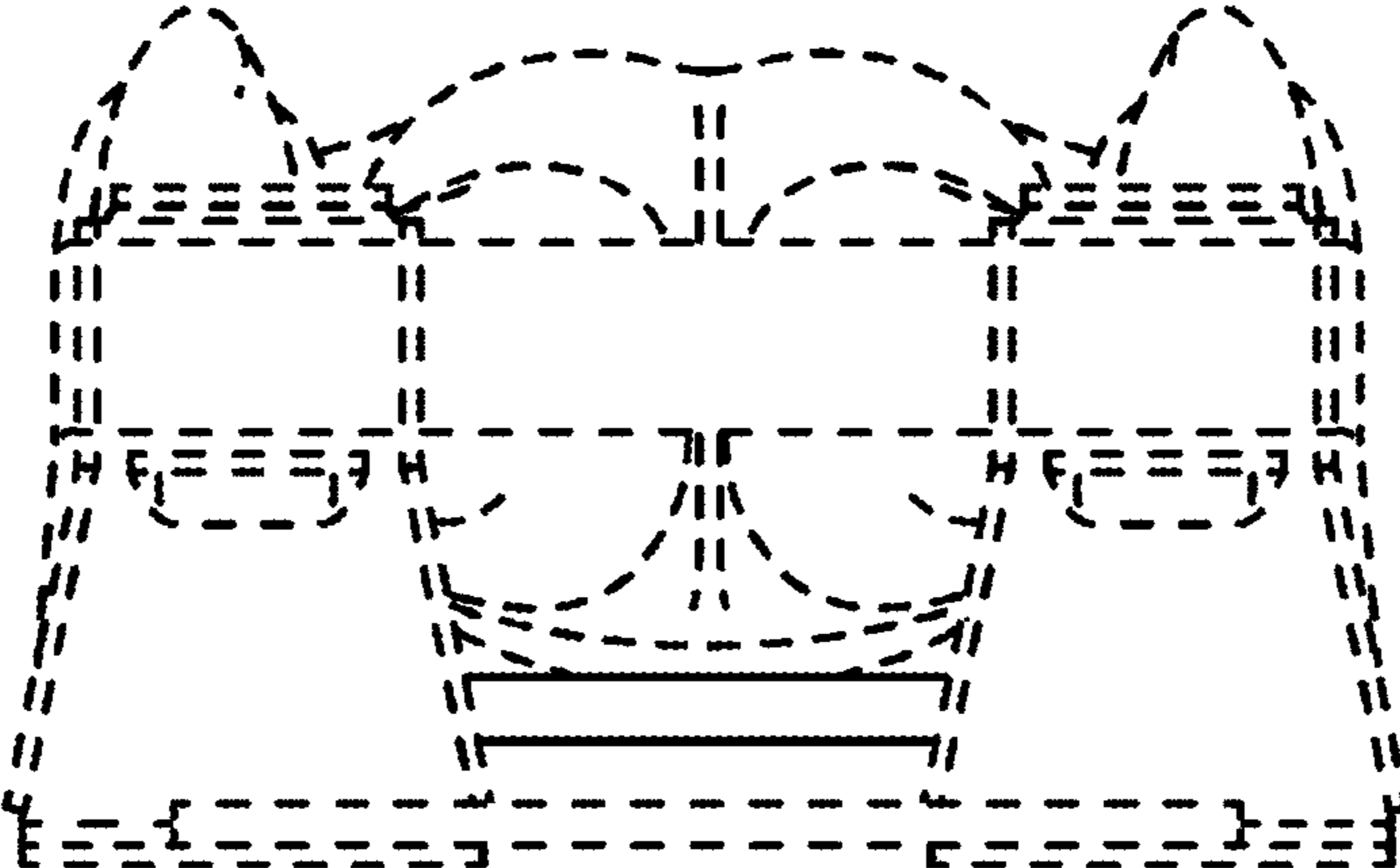


Figure 7

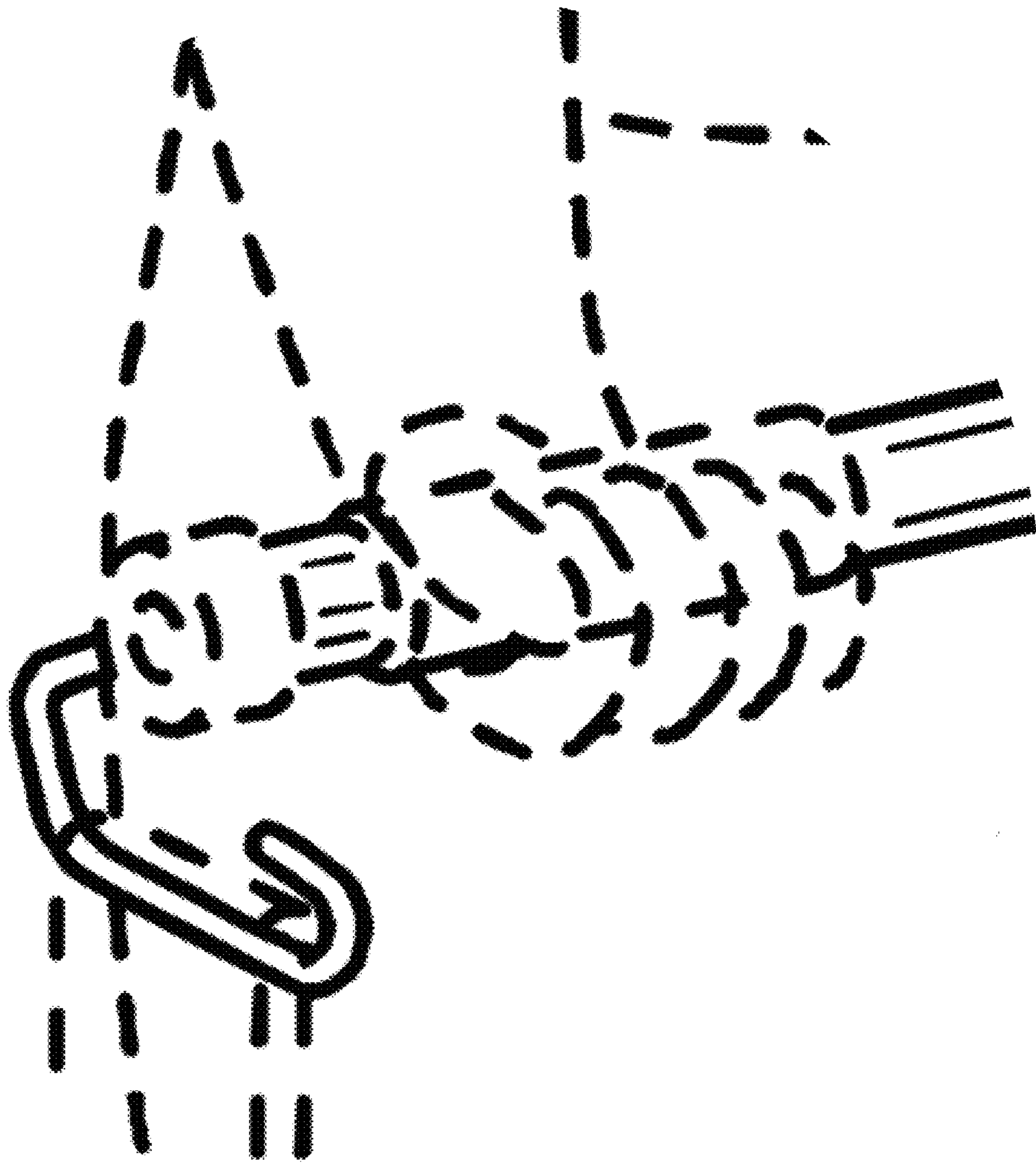


Figure 8




Figure 9