



US00D895725S

(12) **United States Design Patent** (10) **Patent No.:** **US D895,725 S**
Luo (45) **Date of Patent:** **** Sep. 8, 2020**

(54) **PEN**
(71) Applicant: **Spector & Co. Inc.**, St. Laurent (CA)
(72) Inventor: **Jianhua Luo**, Hangzhou (CN)
(73) Assignee: **Spector & Co. Inc.**, St-Laurent (CA)
(**) Term: **15 Years**
(21) Appl. No.: **29/682,286**
(22) Filed: **Mar. 4, 2019**
(51) **LOC (12) Cl.** **19-06**
(52) **U.S. Cl.**
USPC **D19/117; D19/176; D19/200**
(58) **Field of Classification Search**
USPC **D19/115-204; D14/411**
CPC . **B43K 5/005; B43K 7/12; B43K 8/04; B43K**
8/06; B43K 21/006; B43K 21/06
See application file for complete search history.

D655,292 S * 3/2012 Nakata D14/411
D663,773 S * 7/2012 Casciotti D19/199
D664,594 S * 7/2012 Casciotti D19/199
D667,056 S * 9/2012 Casciotti D19/199
D667,882 S * 9/2012 Uchiyama D19/172
D726,825 S * 4/2015 Casciotti D19/171
D726,826 S * 4/2015 Casciotti D19/199
D751,146 S * 3/2016 Casciotti D19/201
D752,050 S * 3/2016 Zhang D14/411
D777,726 S * 1/2017 Nishizawa D14/411
D777,837 S * 1/2017 Casciotti D19/199
D782,578 S * 3/2017 Casciotti D19/199
D787,594 S * 5/2017 Jin D19/172
D789,451 S * 6/2017 Guan D19/117
D798,387 S * 9/2017 Kornfeld D19/176

(Continued)

FOREIGN PATENT DOCUMENTS

CN 302982791 S 10/2014
Primary Examiner — Elizabeth A. Albert
(74) *Attorney, Agent, or Firm* — McDonnell Boehnen
Hulbert & Berghoff LLP

(56) **References Cited**
U.S. PATENT DOCUMENTS

3,941,488 A * 3/1976 Maxwell B43K 27/08
401/17
D345,577 S * 3/1994 Hohner D19/176
D404,069 S * 1/1999 Hasegawa D19/117
5,947,624 A * 9/1999 Davignon B43K 29/02
401/198
6,004,057 A * 12/1999 Fulop B43K 27/08
401/195
D502,963 S * 3/2005 Bain D19/165
D506,507 S * 6/2005 Qiu D19/172
D555,726 S * 11/2007 Huff D19/166
D567,854 S * 4/2008 Hamilton D19/176
D590,882 S * 4/2009 Katami D19/187
D601,191 S * 9/2009 Hung D19/117
D626,595 S * 11/2010 Casciotti D19/199
D643,067 S * 8/2011 Casciotti D19/192
D648,795 S * 11/2011 Casciotti D19/176
D651,241 S * 12/2011 Liang D19/172

(57) **CLAIM**

The ornamental design for a pen, as shown and described.

DESCRIPTION

FIG. 1 is a left side elevation view of a pen showing my new design;
FIG. 2 is a front elevation view of the pen of FIG. 1;
FIG. 3 is a right side elevation view of the pen of FIG. 1;
FIG. 4 is a rear elevation view of the pen of FIG. 1;
FIG. 5 is a bottom plan view of the pen of FIG. 1;
FIG. 6 is a top plan view of the pen of FIG. 1; and,
FIG. 7 is a perspective view of the pen of FIG. 1, showing environment.
The broken lines in the figures show portions of the pen which form no part of the claimed design.

1 Claim, 3 Drawing Sheets



(56)

References Cited

U.S. PATENT DOCUMENTS

10,030,839 B2 * 7/2018 Casciotti B43K 29/08
10,281,110 B2 * 5/2019 Casciotti F21V 3/062
D879,877 S * 3/2020 Zhang D19/176

* cited by examiner

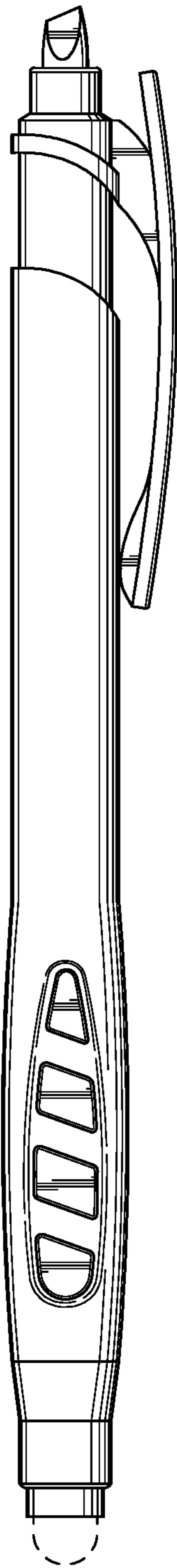


FIG. 1




FIG. 2

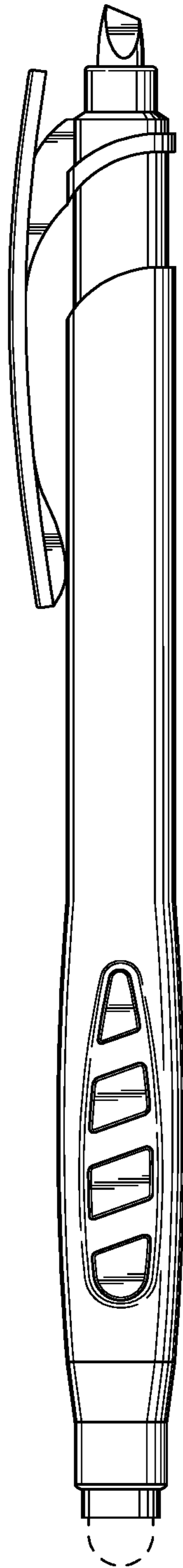


FIG. 3




FIG. 4

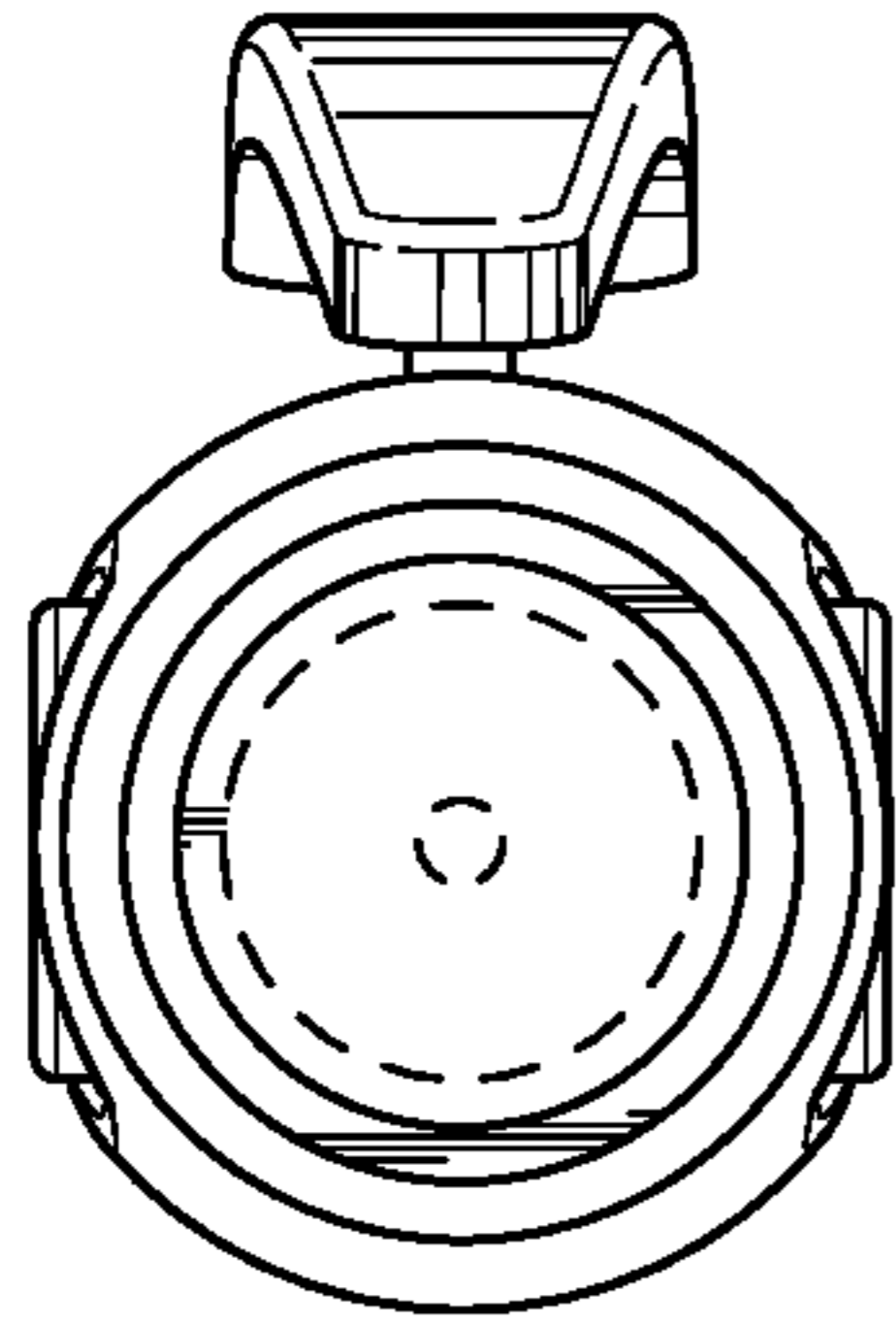


FIG. 5

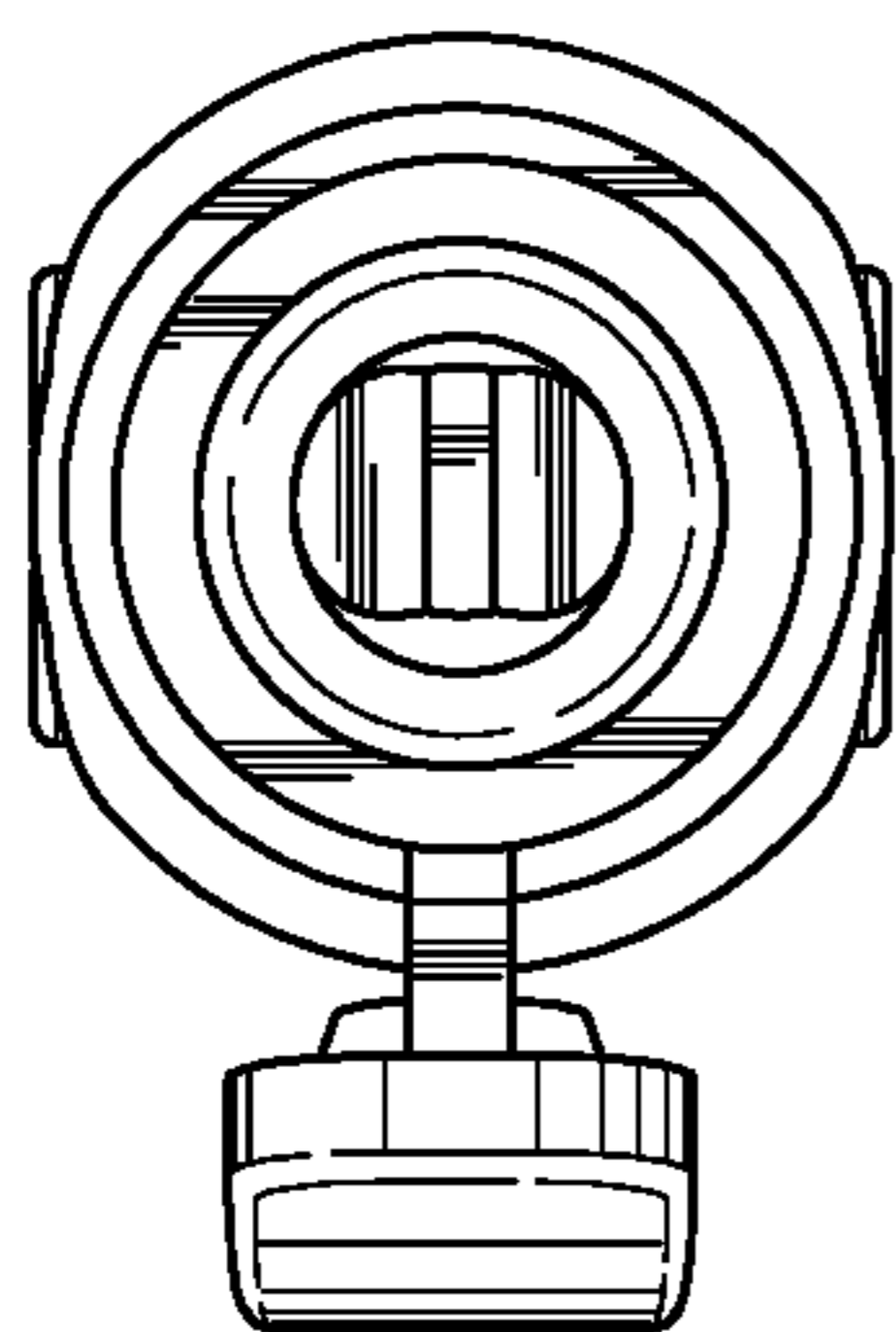


FIG. 6

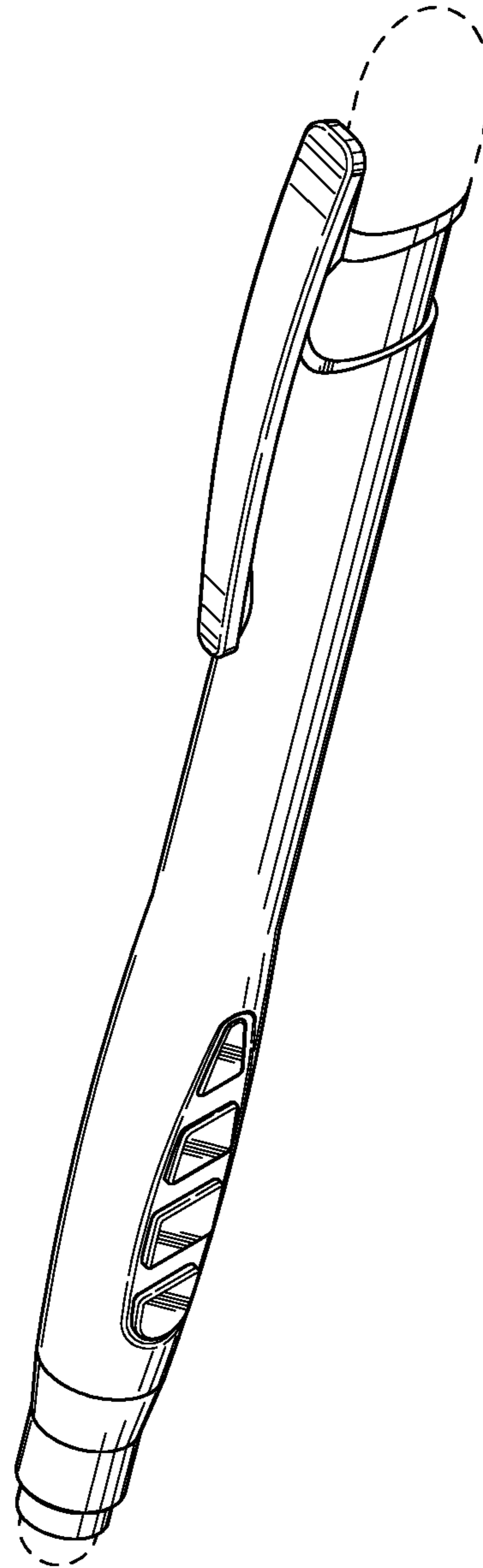


FIG. 7