



US00D895724S

(12) **United States Design Patent**  
**Jolly et al.**

(10) **Patent No.:** **US D895,724 S**

(45) **Date of Patent:** **\*\* Sep. 8, 2020**

(54) **TRACHEOSTOMY PEDIATRIC AIRWAY MODEL**

(71) Applicants: **Cameron Jolly**, Irvine, CA (US); **Jose Comino**, Santa Ana, CA (US); **Kristin King**, Knoxville, TN (US); **Stewart Goetz**, San Juan Capistrano, CA (US)

(72) Inventors: **Cameron Jolly**, Irvine, CA (US); **Jose Comino**, Santa Ana, CA (US); **Kristin King**, Knoxville, TN (US); **Stewart Goetz**, San Juan Capistrano, CA (US)

(73) Assignee: **PASSY-MUIR, INC.**, Irvine, CA (US)

(\*\*) Term: **15 Years**

(21) Appl. No.: **29/633,908**

(22) Filed: **Jan. 17, 2018**

(51) **LOC (12) Cl.** ..... **19-07**

(52) **U.S. Cl.**  
USPC ..... **D19/62**

(58) **Field of Classification Search**  
USPC ..... D19/59-64; D20/31; D21/621

(Continued)

(56) **References Cited**

**U.S. PATENT DOCUMENTS**

298,746 A \* 5/1884 Guirey ..... G09B 23/30  
434/270  
3,376,659 A \* 4/1968 Asin ..... G09B 23/285  
434/272

(Continued)

**FOREIGN PATENT DOCUMENTS**

CN 301940179 \* 5/2012

**OTHER PUBLICATIONS**

Passy Muir. Link: <https://store.passy-muir.com/store/p2/tracheostomy-pam.html>. Visited Nov. 25, 2019. Tracheostomy P.A.M.™ Pediatric Airway Model. (Year: 2019).\*

(Continued)

*Primary Examiner* — Lauren D McVey

(74) *Attorney, Agent, or Firm* — Kenneth L. Green; Averill & Green

(57) **CLAIM**

The ornamental design for a tracheostomy pediatric airway model, as shown and described.

**DESCRIPTION**

The patent or application file contains at least one drawing executed in color. Copies of this patent or patent application publication with color drawing(s) will be provided by the Office upon request and payment of the necessary fee.

FIG. 1 is an enlarged right side elevation view of a tracheostomy pediatric airway model showing my new design; FIG. 2 is a front elevation view of the design of FIG. 1; FIG. 3 is an enlarged left side elevation view of the design of FIG. 1;

FIG. 4 is a rear elevation view of the design of FIG. 1;

FIG. 5 is a top side plan view of the design of FIG. 1;

FIG. 6 is a bottom side plan view of the design of FIG. 1;

FIG. 7 is an enlarged front, side and bottom perspective view of the design of FIG. 1;

FIG. 8 is an enlarged front, side and top perspective view of the design of FIG. 1;

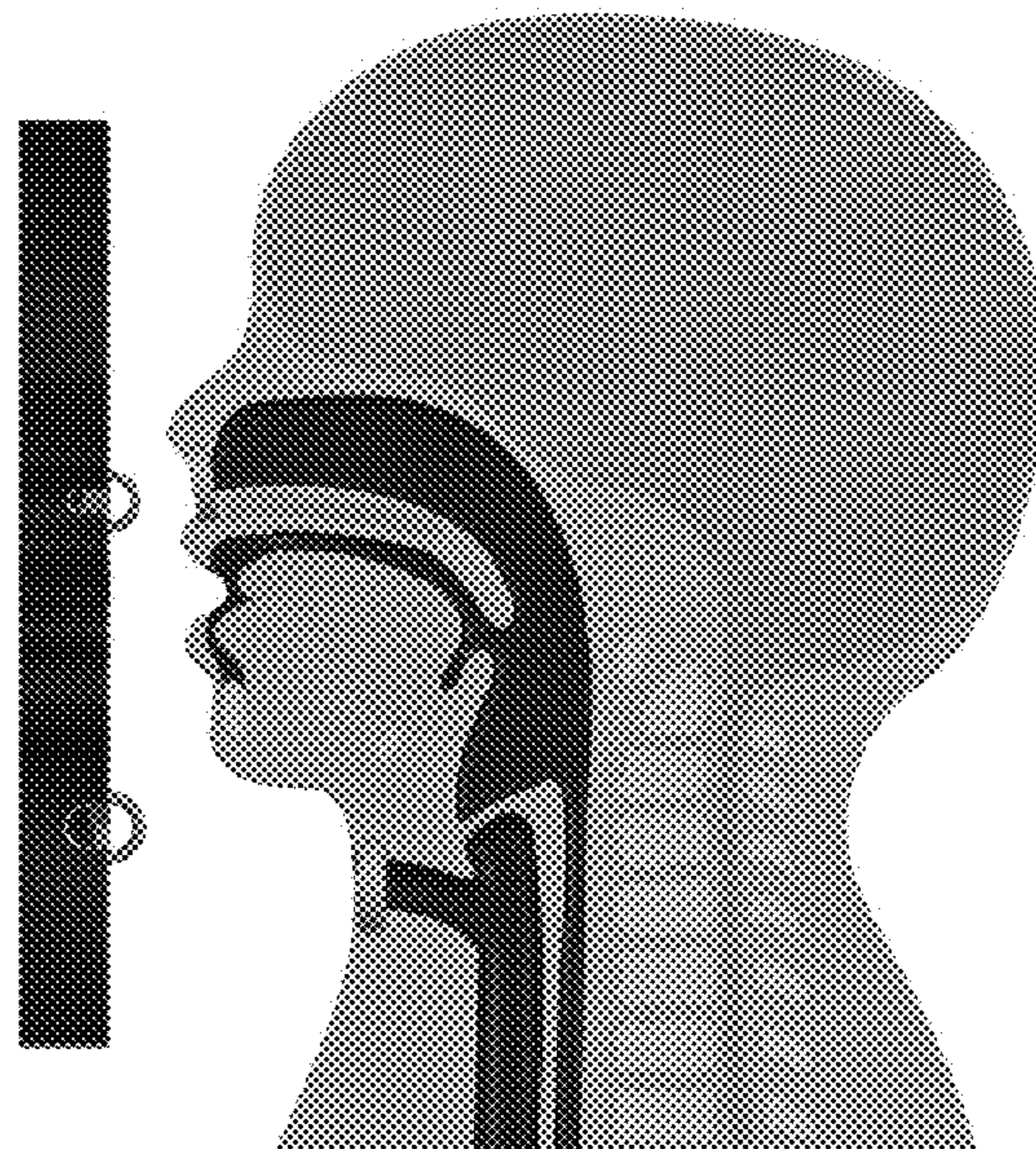
FIG. 9 is a first front and side perspective view of the design of FIG. 1;

FIG. 10 is a second front and side perspective view of the design of FIG. 1;

FIG. 11 is a third front and side perspective view of the design of FIG. 1; and,

FIG. 12 is a fourth front and side perspective view of the design of FIG. 1.

**1 Claim, 4 Drawing Sheets**  
**(4 of 4 Drawing Sheet(s) Filed in Color)**



(58) **Field of Classification Search**

CPC ..... G06N 99/005; G09B 19/00; G09B 23/00;  
G09B 23/28; G09B 23/281; G09B  
23/283; G09B 23/285; G09B 23/30  
See application file for complete search history.

(56) **References Cited**

U.S. PATENT DOCUMENTS

4,198,766 A \* 4/1980 Camin ..... G09B 23/285  
434/272  
4,209,919 A \* 7/1980 Kirikae ..... G09B 23/30  
434/270  
4,484,896 A \* 11/1984 Kohnke ..... G09B 23/285  
434/265  
4,801,268 A \* 1/1989 Kohnke ..... G09B 23/288  
434/265  
5,823,787 A \* 10/1998 Gonzalez ..... G09B 23/28  
434/265  
D534,216 S \* 12/2006 Makower ..... D19/62  
7,591,198 B2 \* 9/2009 Weldon ..... A61B 5/06  
73/865.9  
8,439,687 B1 \* 5/2013 Morriss ..... G09B 23/285  
434/267  
D726,818 S \* 4/2015 Yosick ..... D19/62  
D759,160 S \* 6/2016 Chan ..... D19/62  
D761,438 S \* 7/2016 Higgins ..... D24/232

OTHER PUBLICATIONS

Passy Muir. Link: <https://store.passy-muir.com/store/p8/tracheostomy-tom.html>. Visited Dec. 4, 2019. Tracheostomy T.O.M.® (Year: 2019).\*

Passy Muir. Link: <https://store.passy-muir.com/store/p1/pocket-tom.html>. Visited Dec. 4, 2019. Pocket T.O.M.® (Year: 2019).\*

\* cited by examiner

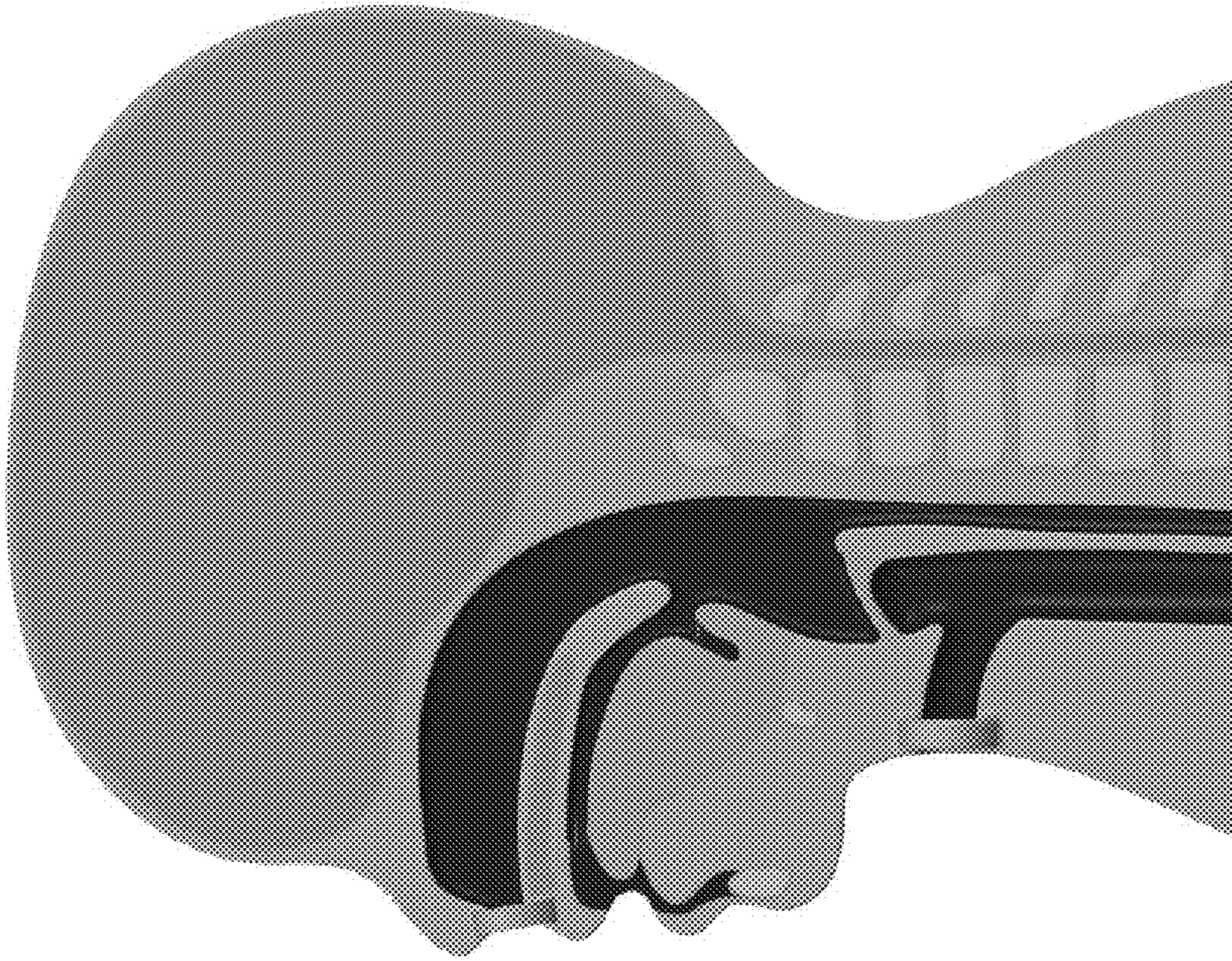


FIG. 3







FIG. 1



*FIG. 2*



*FIG. 5*



*FIG. 6*



*FIG. 4*

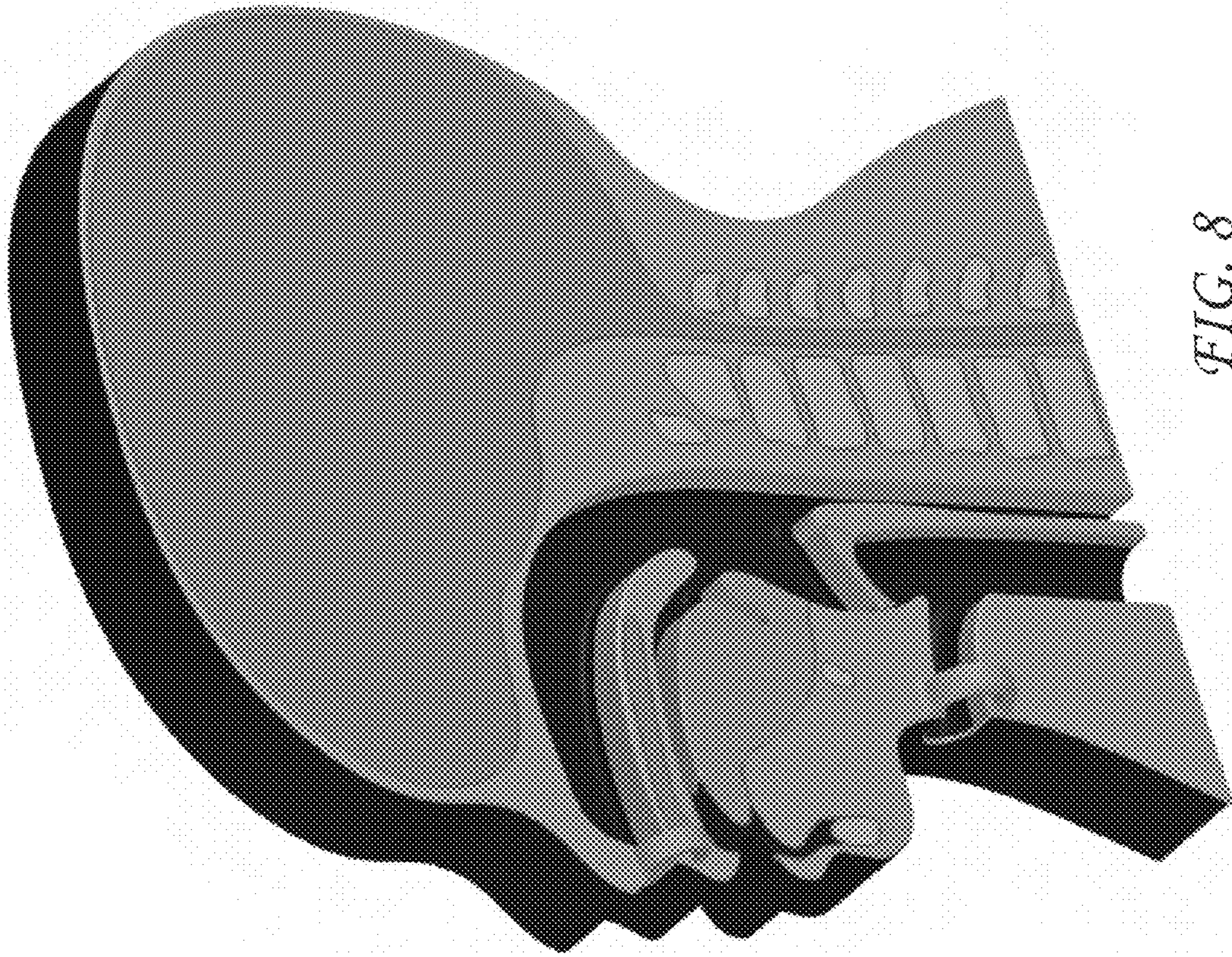


FIG. 8

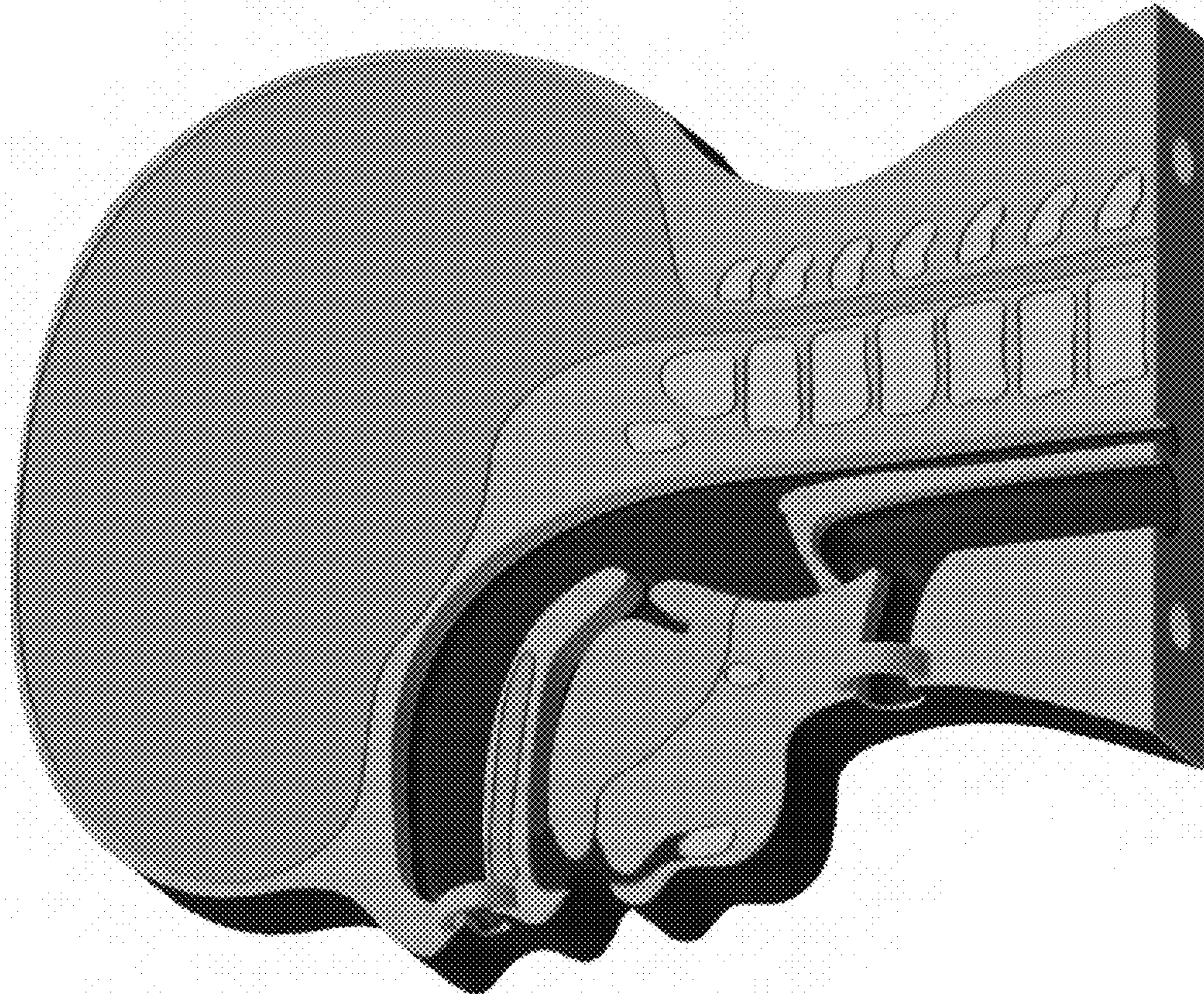


FIG. 7

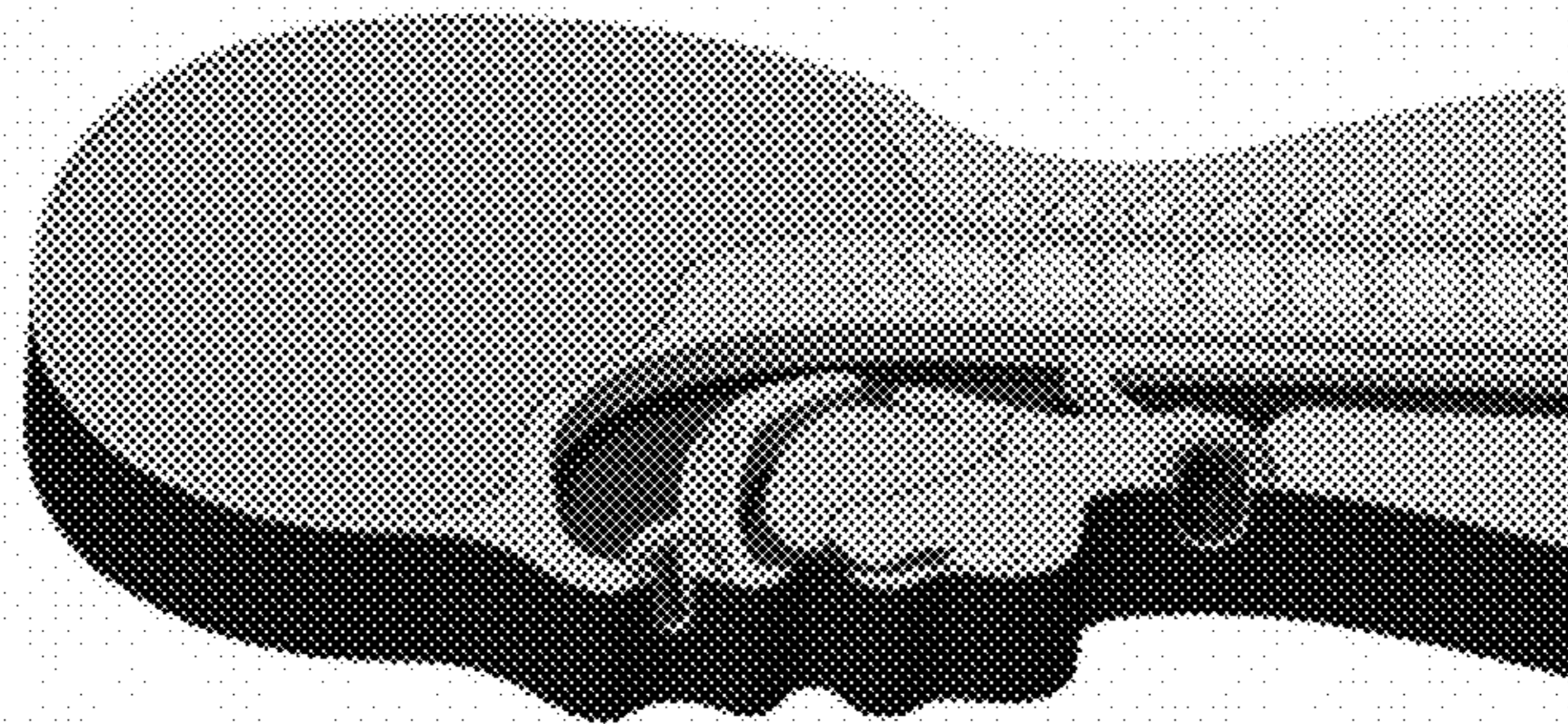


FIG. 9

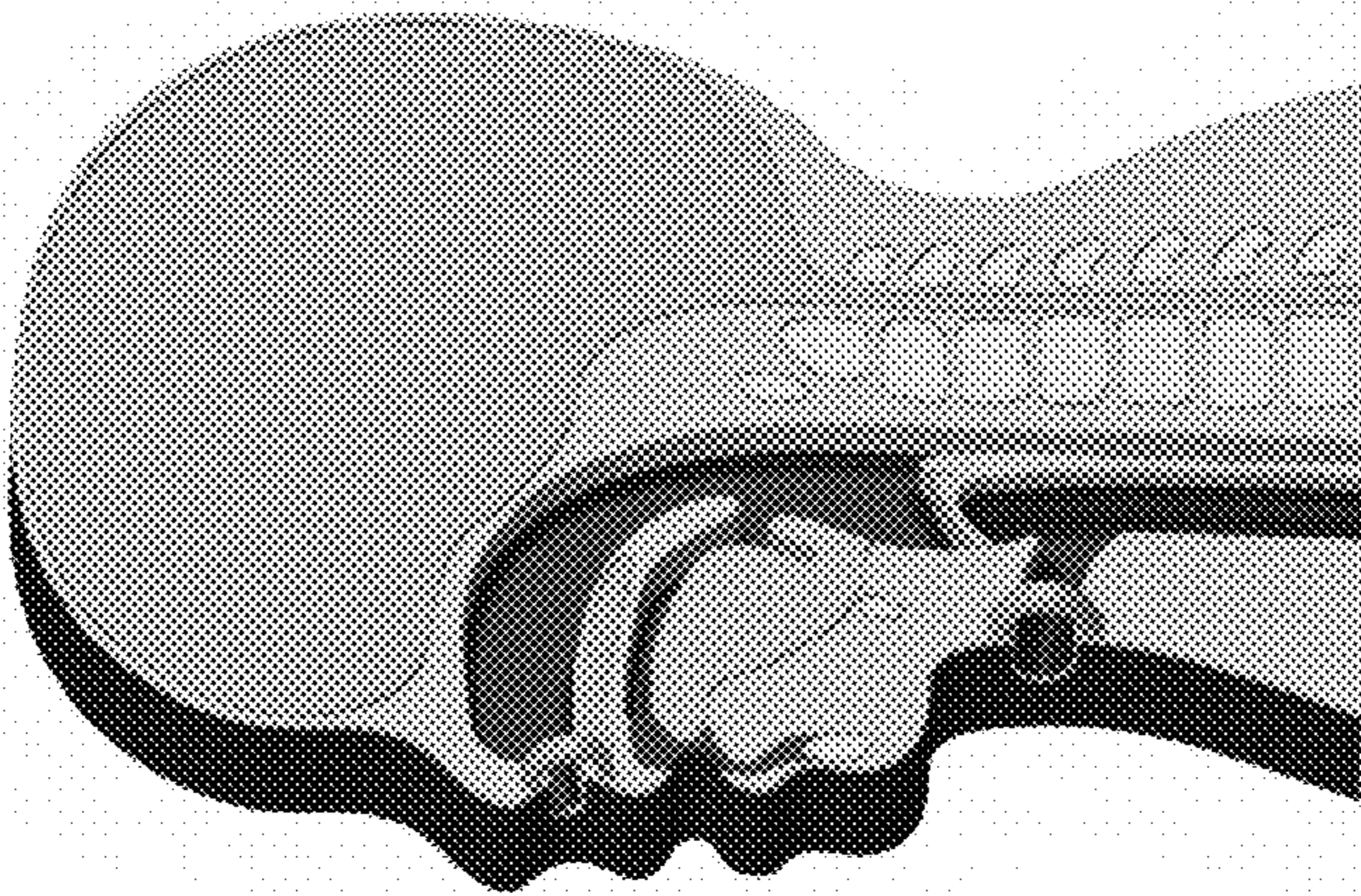


FIG. 10

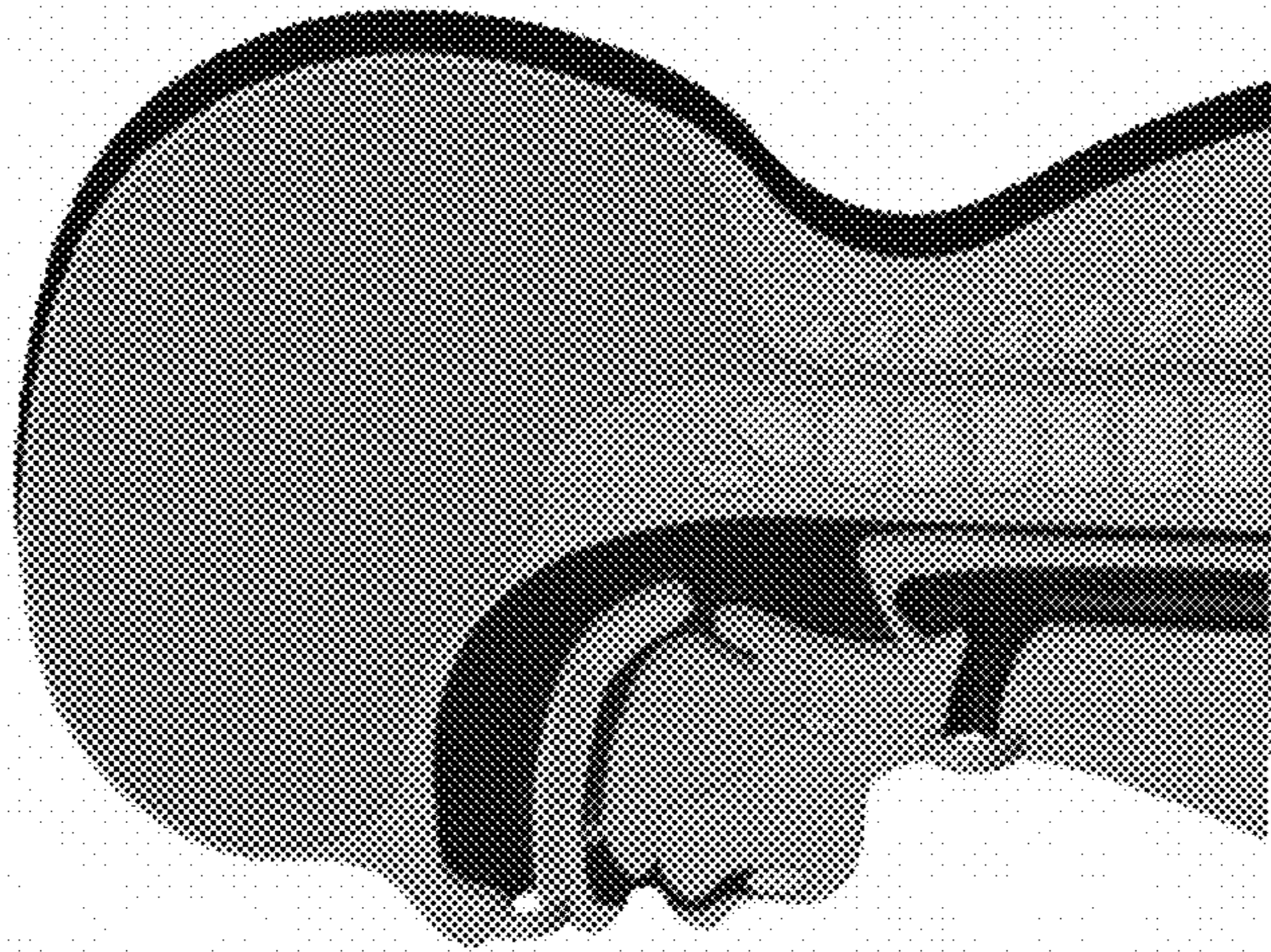


FIG. 11




FIG. 12