



US00D895698S

(12) **United States Design Patent**
Palmer et al.

(10) **Patent No.:** **US D895,698 S**

(45) **Date of Patent:** **** Sep. 8, 2020**

- (54) **THREE-DIMENSIONAL PRINTER FRAME**
- (71) Applicant: **MakerBot Industries, LLC**, Brooklyn, NY (US)
- (72) Inventors: **Mark Palmer**, San Jose, CA (US);
Jackson Seidenberg, Brooklyn, NY (US); **Vishnu Anantha**, Brooklyn, NY (US)
- (73) Assignee: **MakerBot Industries, LLC**, Brooklyn, NY (US)

(**) Term: **15 Years**

(21) Appl. No.: **29/684,109**

(22) Filed: **Mar. 19, 2019**

(51) **LOC (12) Cl.** **15-09**

(52) **U.S. Cl.**
USPC **D15/122**

(58) **Field of Classification Search**
USPC D15/122, 135, 138, 141; D18/14, 19, 50,
D18/54, 54.1, 55, 59

CPC B22F 3/105; B22F 3/008; B29C 35/00;
B29C 35/02; B29C 35/04; B29C 35/06;
B29C 35/08; B29C 35/10; B29C 35/12;
B29C 35/14; B29C 35/16; B29C 35/18;
B29C 37/00; B29C 37/02; B29C 37/04;
B29C 67/00; B29C 67/02; B29C 67/04;
B29C 67/06; B29C 67/08; B29C 67/20;
B29C 67/24; B29C 69/00; B29C 69/02;
B29C 70/00; B29C 70/02; B29C 70/04;
B29C 70/06; B29C 70/08; B29C 70/10;
B29C 70/12; B29C 70/14; B29C 70/16;
B29C 70/18; B29C 70/20; B29C 70/22;
B29C 70/24; B29C 70/26; B29C 70/28;
B29C 41/12; B29C 41/36; B29C 67/0081;
B41J 2/155; B41J 2/17513; B41J
2/17556; B41J 2/17596; B41J 2/16552;
B41J

(Continued)

(56) **References Cited**

U.S. PATENT DOCUMENTS

D400,895 S * 11/1998 Schrepfer D15/131
D680,563 S * 4/2013 Yang D15/122

(Continued)

FOREIGN PATENT DOCUMENTS

CN 305447475 * 11/2019
CN 30544774 * 1/2020

OTHER PUBLICATIONS

MakerBot. Link: <https://store.makerbot.com/3d-printers/printers/method/bundles/method/>. Visited Feb. 13, 2020. MakerBot Method Performance 3D Printer Bundles. (Year: 2020).*

(Continued)

Primary Examiner — Lauren D McVey

(74) *Attorney, Agent, or Firm* — Strategic Patents, P.C.

(57) **CLAIM**

The ornamental design for a three-dimensional printer frame, as shown and described.

DESCRIPTION

FIG. 1 is a top perspective view of a design for a three-dimensional printer frame, showing our new design;

FIG. 2 is a front elevation view thereof;

FIG. 3 is a rear elevation view thereof;

FIG. 4 is a left side elevation view thereof;

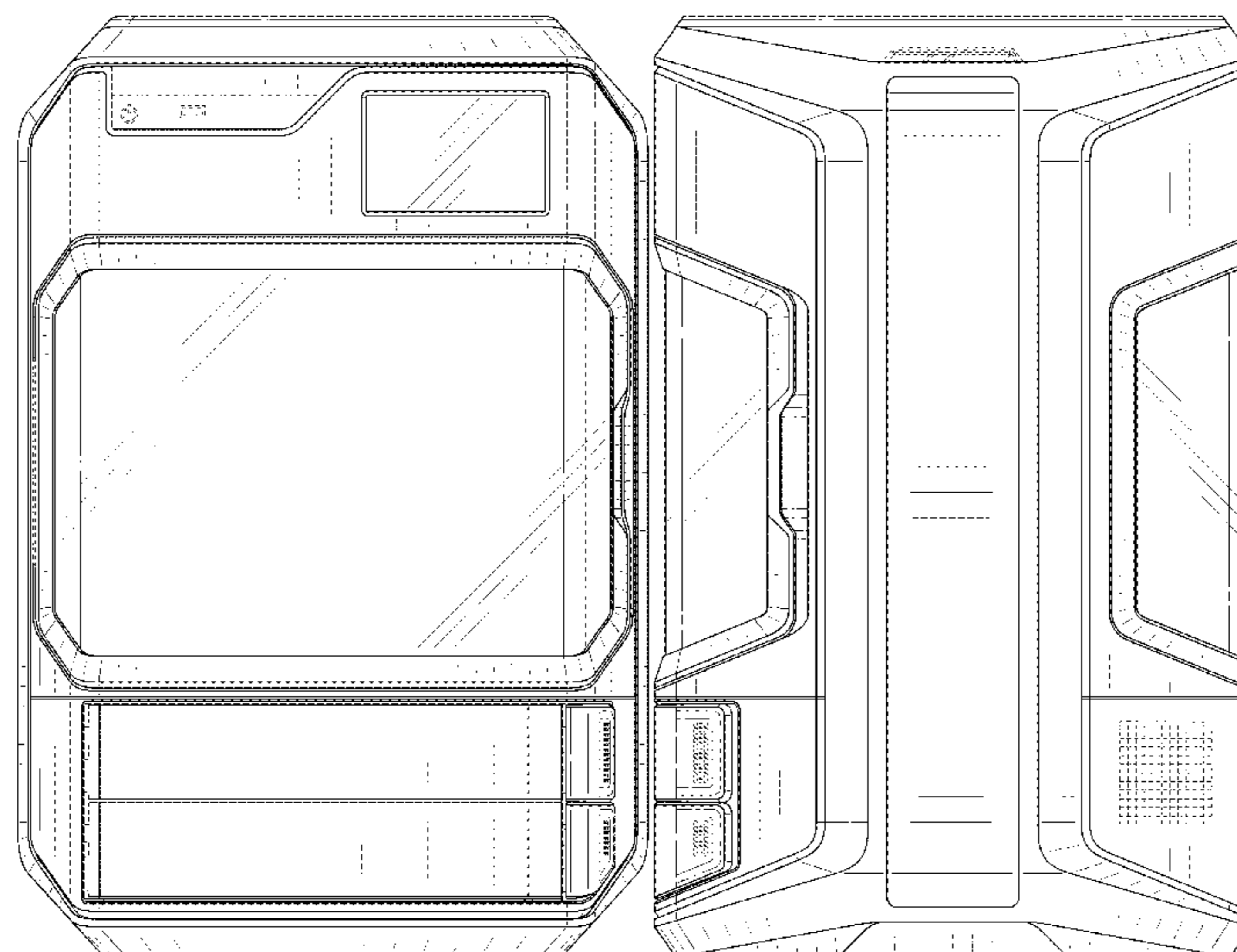
FIG. 5 is a right side elevation view thereof;

FIG. 6 is a top plan view thereof; and,

FIG. 7 is a bottom plan view thereof.

The broken lines immediately adjacent to the shaded areas, and depicting unshaded regions, depict the bounds of the claimed design, while all other broken lines are directed to environment. The broken lines form no part of the claimed design.

1 Claim, 7 Drawing Sheets



(58) **Field of Classification Search**

CPC 2/16541; B41J 2002/20; B41J 2002/14475;
B29K 2995/0021

See application file for complete search history.

(56) **References Cited**

U.S. PATENT DOCUMENTS

D681,229	S	*	4/2013	Henssler	D24/219
D688,741	S	*	8/2013	Joyce	D18/50
D757,132	S	*	5/2016	Liu	D15/122
D763,330	S	*	8/2016	Olive	D15/122
D765,155	S	*	8/2016	Rickenbach	D15/131
D799,570	S	*	10/2017	Schindler	D15/122
D808,453	S	*	1/2018	Share	D15/199
D837,271	S	*	1/2019	Tinius	D15/131
D855,088	S	*	7/2019	Tinius	D15/131
D858,590	S	*	9/2019	Kazaoka	D15/122
D871,463	S	*	12/2019	Cao	D15/122

OTHER PUBLICATIONS

MakerBot. Link: <https://store.makerbot.com/3d-printers/printers/method/bundles/methodx/>. Visited Feb. 13, 2020. MakerBot Method X Performance 3D Printer Bundles (Year: 2020).*

* cited by examiner

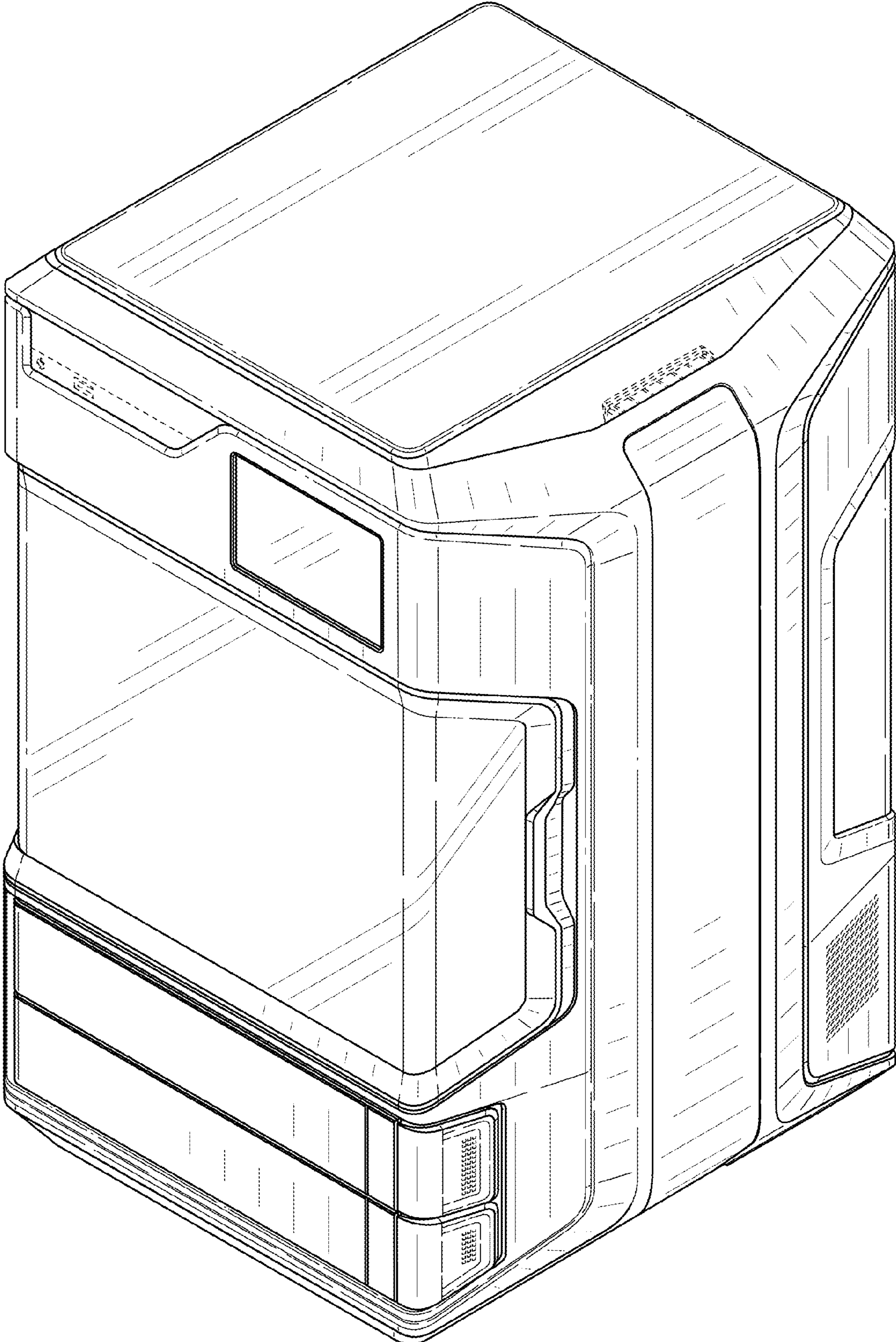


FIG. 1

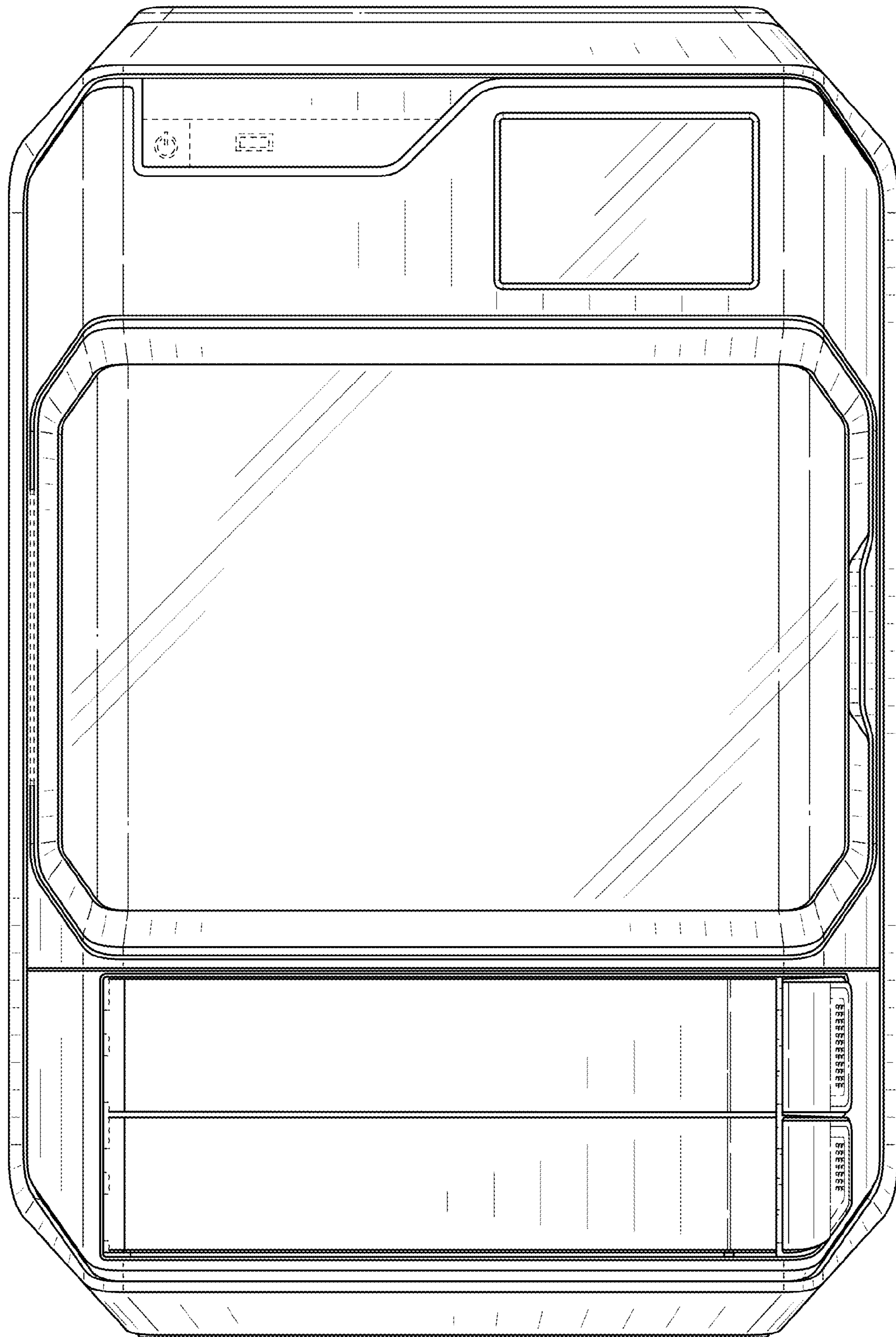


FIG. 2

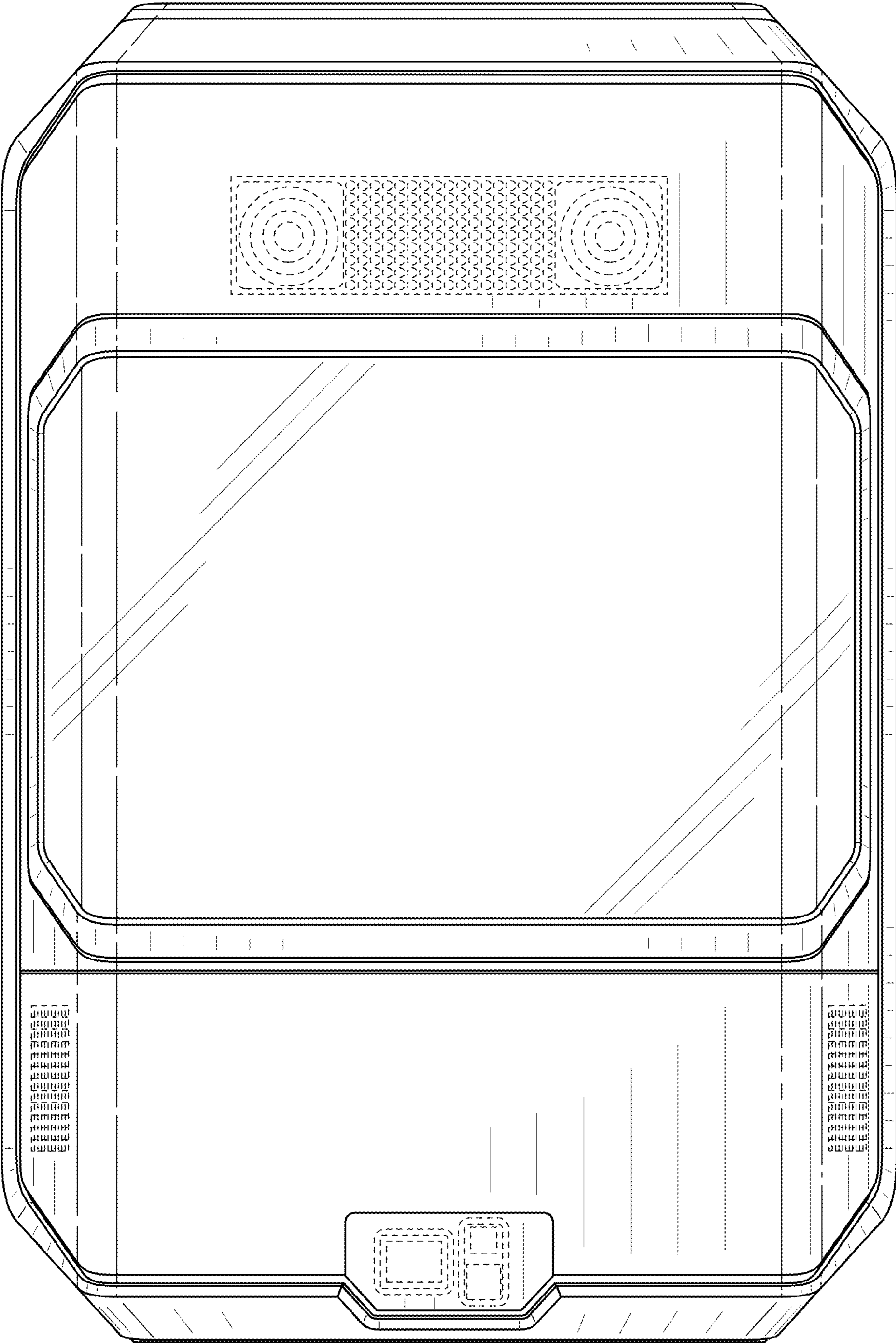


FIG. 3

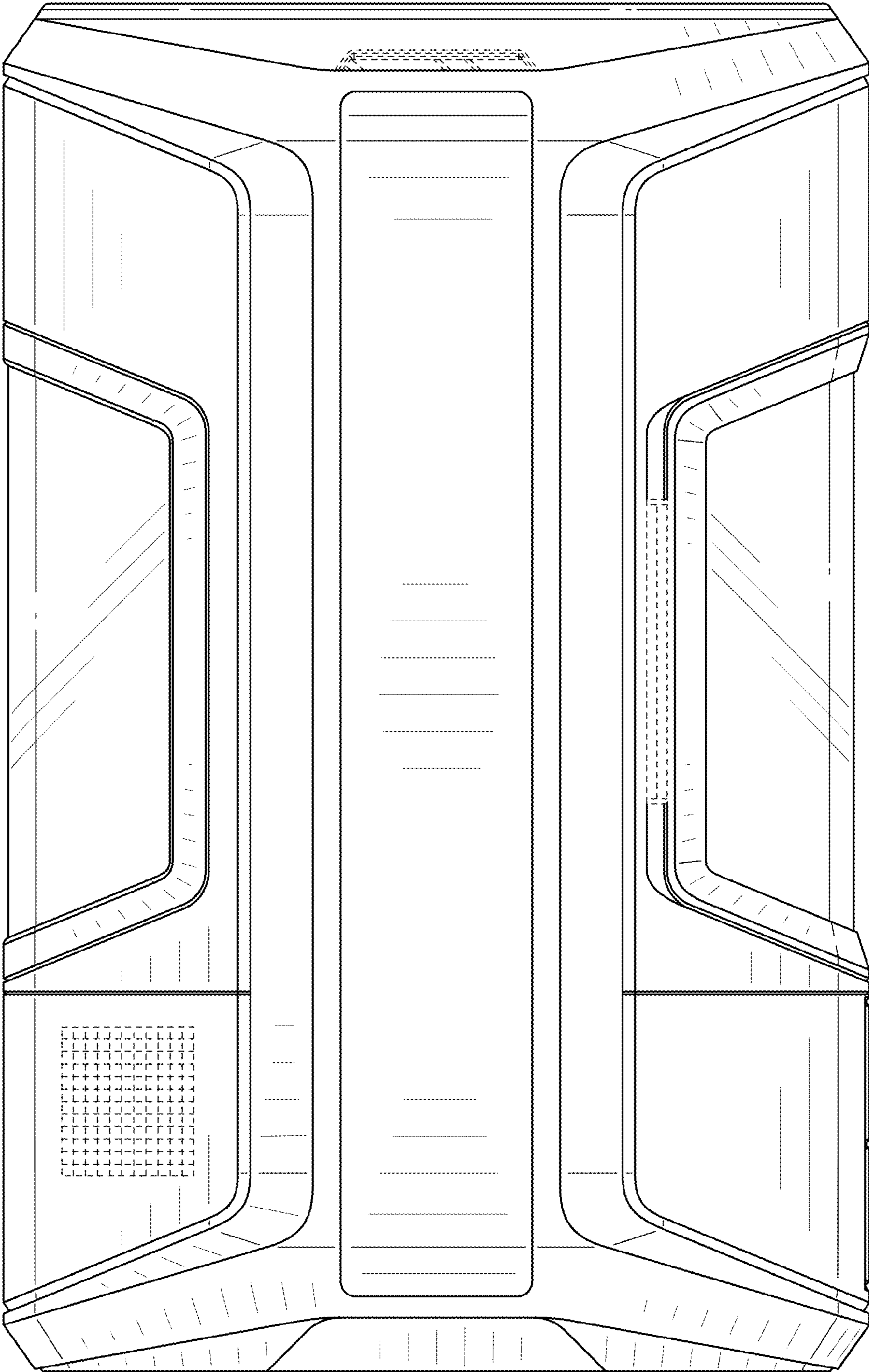


FIG. 4

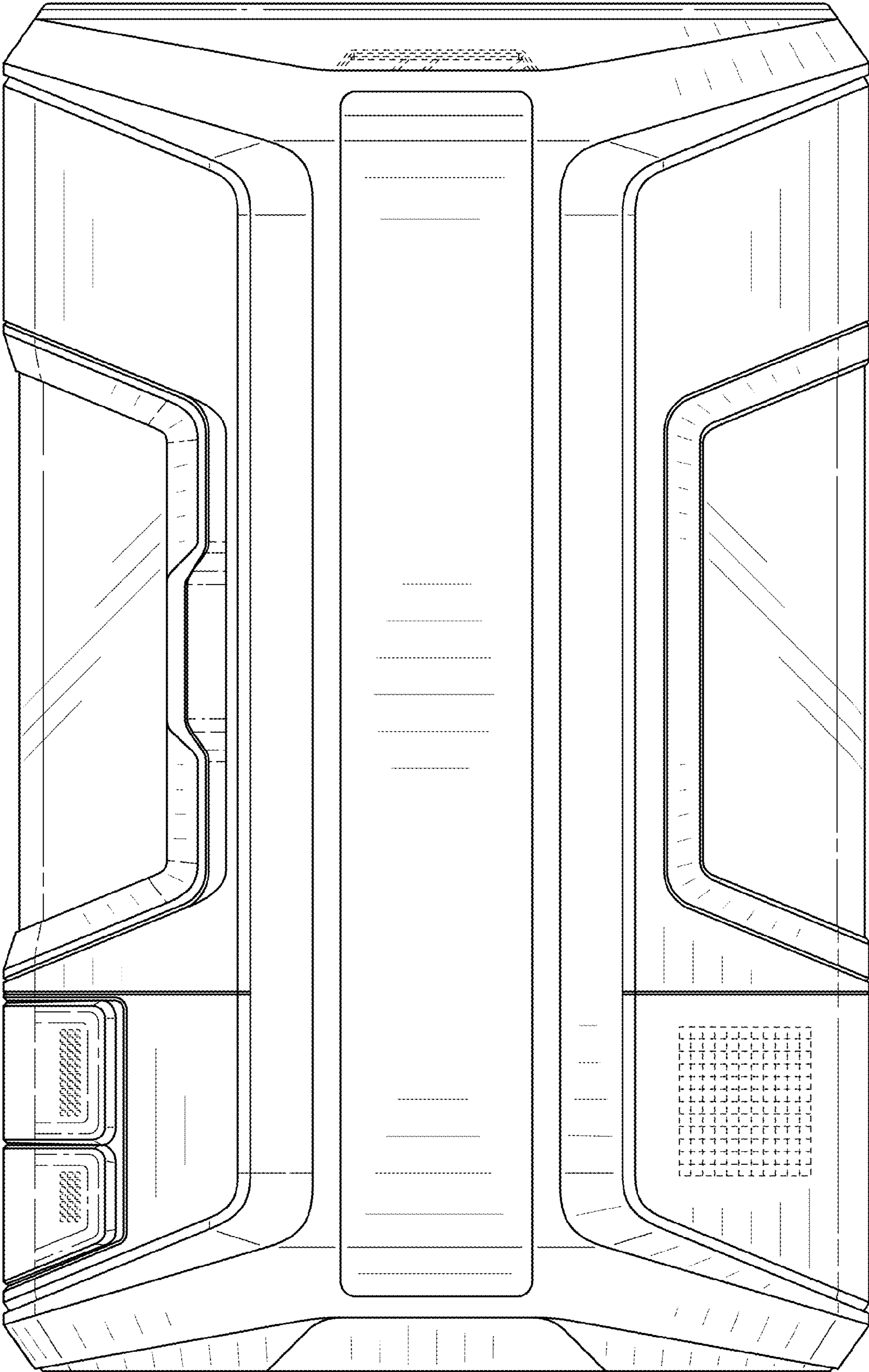


FIG. 5

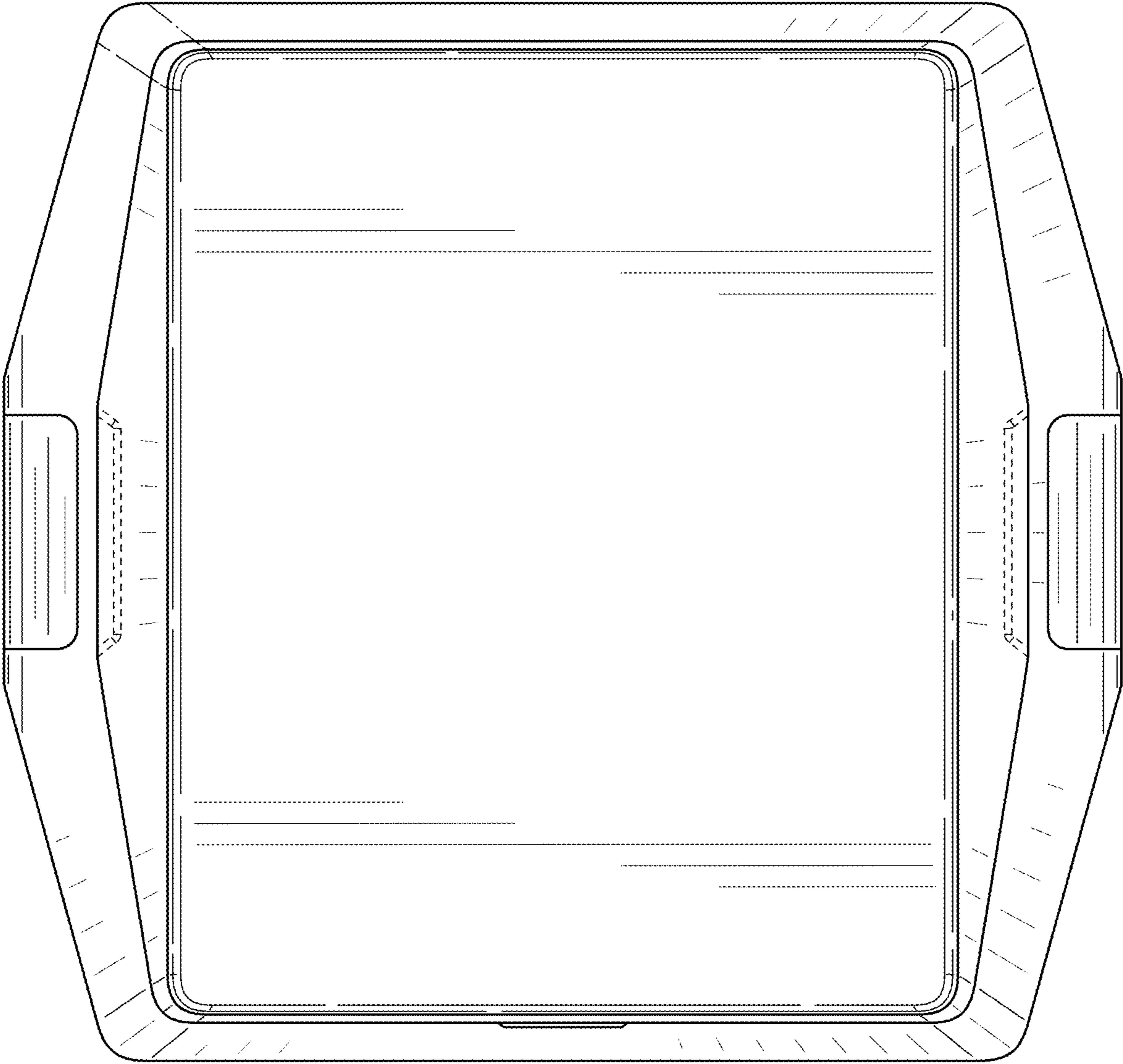


FIG. 6

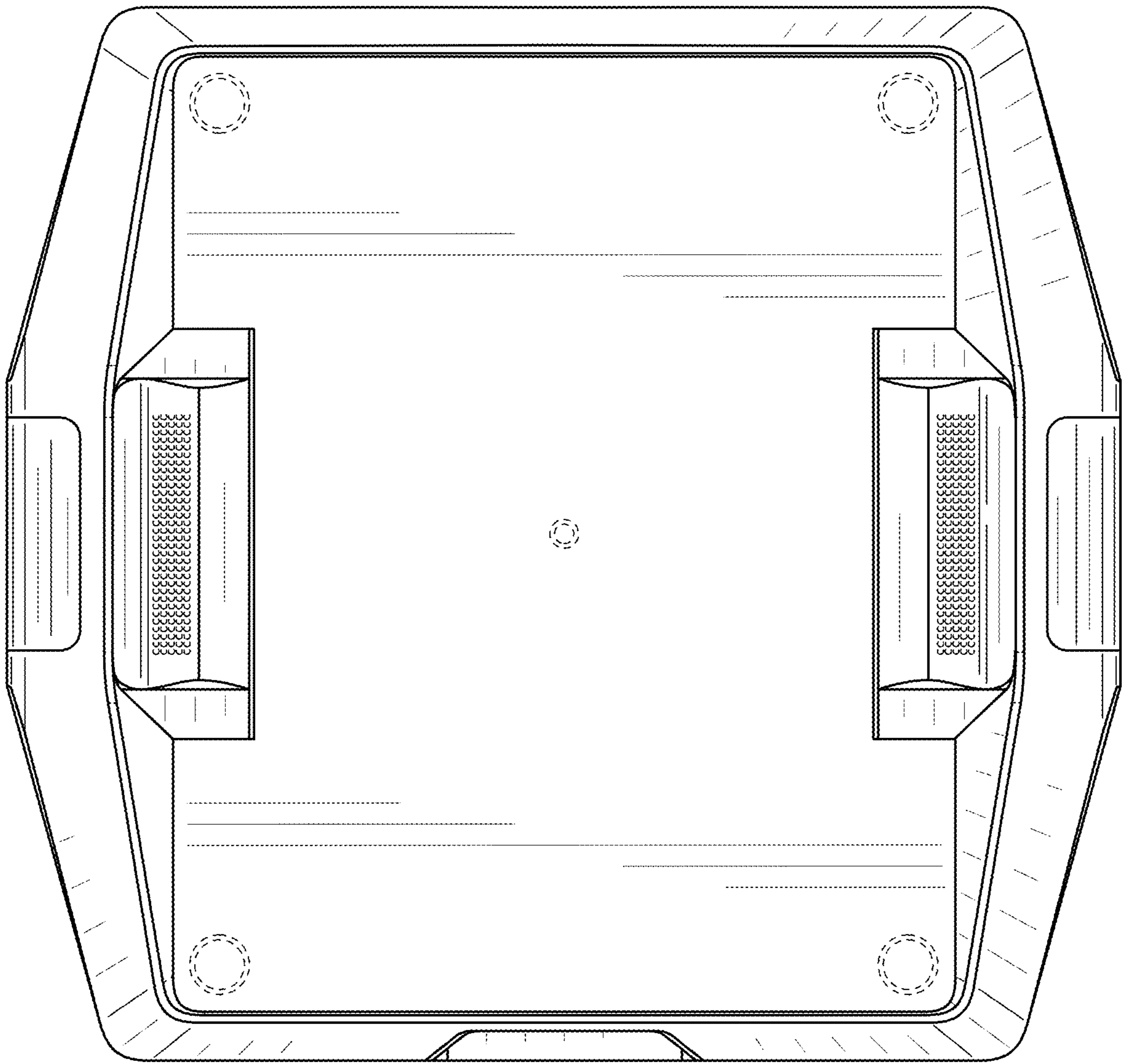


FIG. 7