



US00D895678S

(12) **United States Design Patent**  
**Levy et al.**

(10) **Patent No.:** **US D895,678 S**  
(45) **Date of Patent:** **\*\* Sep. 8, 2020**

(54) **PORTABLE ELECTRONIC DISPLAY WITH ANIMATED GUI**

(71) Applicant: **Cheetah Medical, Inc.**, Wilmington, DE (US)

(72) Inventors: **Baruch Levy**, Lehavim (IL); **Shane Cooke**, Wrentham, MA (US); **Douglas Hansell**, Newton, MA (US); **Itzhak Saddik**, Bahan (IL)

(73) Assignees: **BAXTER INTERNATIONAL INC.**, Deerfield, IL (US); **BAXTER HEALTHCARE SA**, Glattpark (Opfikon) (CH)

(\*\*) Term: **15 Years**

(21) Appl. No.: **29/679,192**

(22) Filed: **Feb. 3, 2019**

(51) **LOC (12) Cl.** ..... **14-04**

(52) **U.S. Cl.**  
USPC ..... **D14/492; D14/491**

(58) **Field of Classification Search**  
USPC ..... D14/485–495  
CPC ... B60K 37/00; G06F 3/0481; G06F 3/04845; G06F 3/04817; G06F 17/212; G06F 19/3406; G06T 13/80; G06T 15/02  
See application file for complete search history.

(56) **References Cited**

**U.S. PATENT DOCUMENTS**

5,984,368	A	11/1999	Cain	
D441,761	S *	5/2001	Machida	D14/486
7,584,134	B2 *	9/2009	Horowitz	G06Q 40/00 705/36 R
8,219,223	B1 *	7/2012	Ramirez	H04H 60/04 381/119
D665,411	S *	8/2012	Rai	D14/488
8,336,917	B2	12/2012	Doiron	
D741,879	S *	10/2015	Chapman	D14/486

D752,086	S *	3/2016	Sang-Hyun	D14/488
D752,089	S *	3/2016	Cru	D14/488
9,299,197	B2 *	3/2016	Fish	G06F 3/048
D756,371	S *	5/2016	Bertnick	D14/485
D756,372	S *	5/2016	Bertnick	D14/485

(Continued)

**OTHER PUBLICATIONS**

Cheetah Medical | Devices | Cheetah Nicom, posted on Dec. 22, 2016, © 2020 Cheetah Medical [online], [site visited Jan. 21, 2020]. Available from Internet, <URL: <https://www.cheetah-medical.com/devices/cheetah-nicom/>>.\*

(Continued)

*Primary Examiner* — Philip S Hyder

*Assistant Examiner* — Cary M Robinson

(74) *Attorney, Agent, or Firm* — K&L Gates LLP

(57) **CLAIM**

The ornamental design for a portable electronic display with animated GUI, as shown and described.

**DESCRIPTION**

FIG. 1 is the first image in a sequence for a portable electronic display with animated GUI, showing our new design;

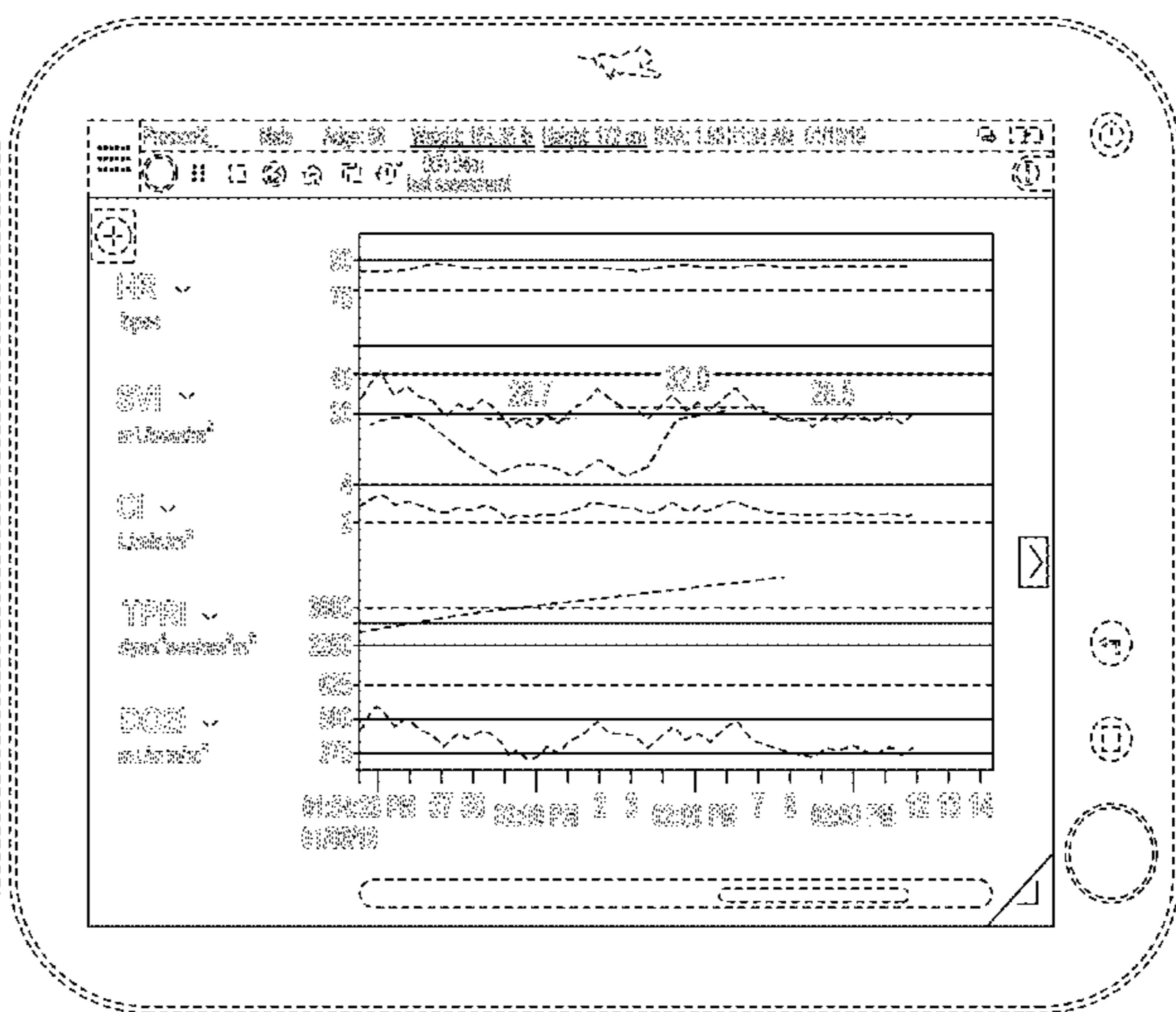
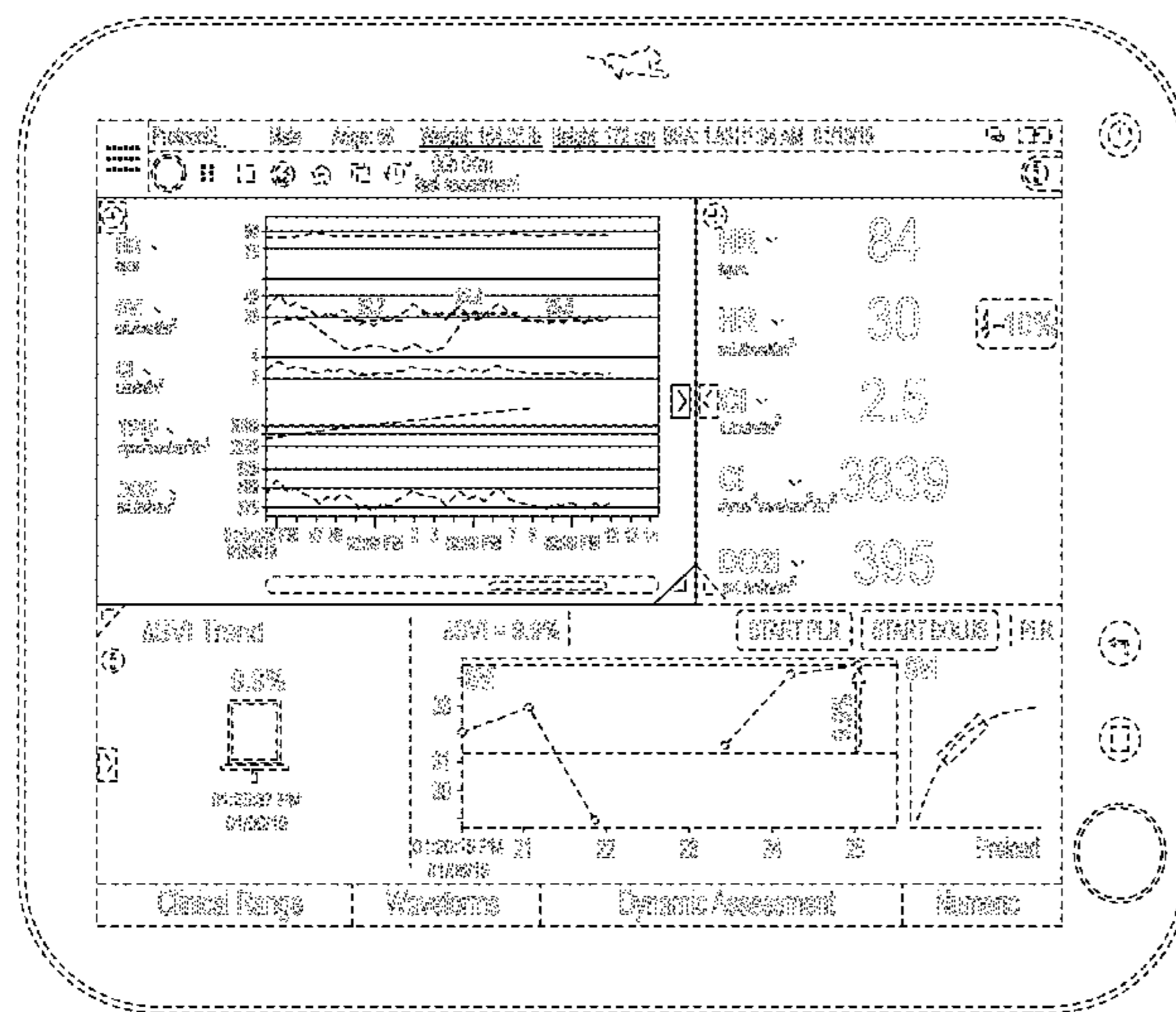
FIG. 2 is the second image thereof; and,

FIG. 3 is the third image thereof.

The appearance of the transitional image sequentially transitions between the images shown in FIGS. 1-3. The process or period in which one image transitions to another image forms no part of the claimed design.

The outermost broken lines illustrate a portable electronic device, the broken lines at the periphery of the figures illustrate the display screen and the broken lines showing of text and other elements illustrates portions of the animated computer generated GUI. None of the broken lines form part of the claimed design.

**1 Claim, 3 Drawing Sheets**



(56)

**References Cited**

U.S. PATENT DOCUMENTS

9,330,507 B2 \* 5/2016 Alberry ..... G07C 5/0825  
 D759,073 S \* 6/2016 Winklevoss ..... D14/486  
 D759,081 S \* 6/2016 Yu ..... D14/486  
 D782,527 S \* 3/2017 Rind ..... D14/488  
 D783,032 S 4/2017 Cashner et al.  
 D783,037 S \* 4/2017 Hariharan ..... D14/486  
 D785,656 S 5/2017 Bramer et al.  
 D786,921 S \* 5/2017 Akana ..... D14/489  
 D833,461 S \* 11/2018 Dieken ..... D14/485  
 D835,132 S 12/2018 Ito et al.  
 D836,123 S 12/2018 Pillalamarri et al.  
 D841,665 S \* 2/2019 Matheson ..... D14/485  
 D870,751 S 12/2019 Peeters et al.  
 2002/0109710 A1 \* 8/2002 Holtz ..... G06F 3/1431  
 715/723  
 2003/0091329 A1 \* 5/2003 Nakata ..... G11B 27/034  
 386/281  
 2010/0100848 A1 4/2010 Ananian et al.  
 2011/0065075 A1 \* 3/2011 Duffy ..... A61B 5/16  
 434/236  
 2012/0069131 A1 \* 3/2012 Abelow ..... G06Q 10/067  
 348/14.01  
 2012/0254333 A1 \* 10/2012 Chandramouli ..... G06F 40/40  
 709/206  
 2014/0115470 A1 \* 4/2014 Meaney ..... H04N 9/806  
 715/719

2016/0019352 A1 1/2016 Cohen et al.  
 2016/0147939 A1 5/2016 Pidathala et al.  
 2016/0253298 A1 \* 9/2016 Kim ..... G06F 40/166  
 715/201  
 2016/0300172 A1 \* 10/2016 Bangalore ..... G06Q 10/06315  
 2016/0306806 A1 \* 10/2016 Fackler ..... G06F 40/106  
 2018/0356482 A1 12/2018 Kaufholz et al.

OTHER PUBLICATIONS

Official Action dated Jan. 27, 2020 From the US Patent and Trademark Office Re. U.S. Appl. No. 29/679,191. (7 pages).  
 Official Action dated Jan. 27, 2020 From the US Patent and Trademark Office Re. U.S. Appl. No. 29/679,193. (7 pages).  
 Official Action dated Jan. 27, 2020 From the US Patent and Trademark Office Re. U.S. Appl. No. 29/679,194. (7 pages).  
 Official Action dated Jan. 27, 2020 From the US Patent and Trademark Office Re. U.S. Appl. No. 29/679,195. (7 pages).  
 Official Action dated Jan. 27, 2020 From the US Patent and Trademark Office Re. U.S. Appl. No. 29/679,196. (7 pages).  
 Official Action dated Jan. 27, 2020 From the US Patent and Trademark Office Re. U.S. Appl. No. 29/679,197. (7 pages).  
 Office Action dated Dec. 31, 2019 From the State Intellectual Property Office of the People's Republic of China Re. Application No. 201930420580.3 and Its Translation of the Notification of Office Action Into English. (3 pages).

\* cited by examiner



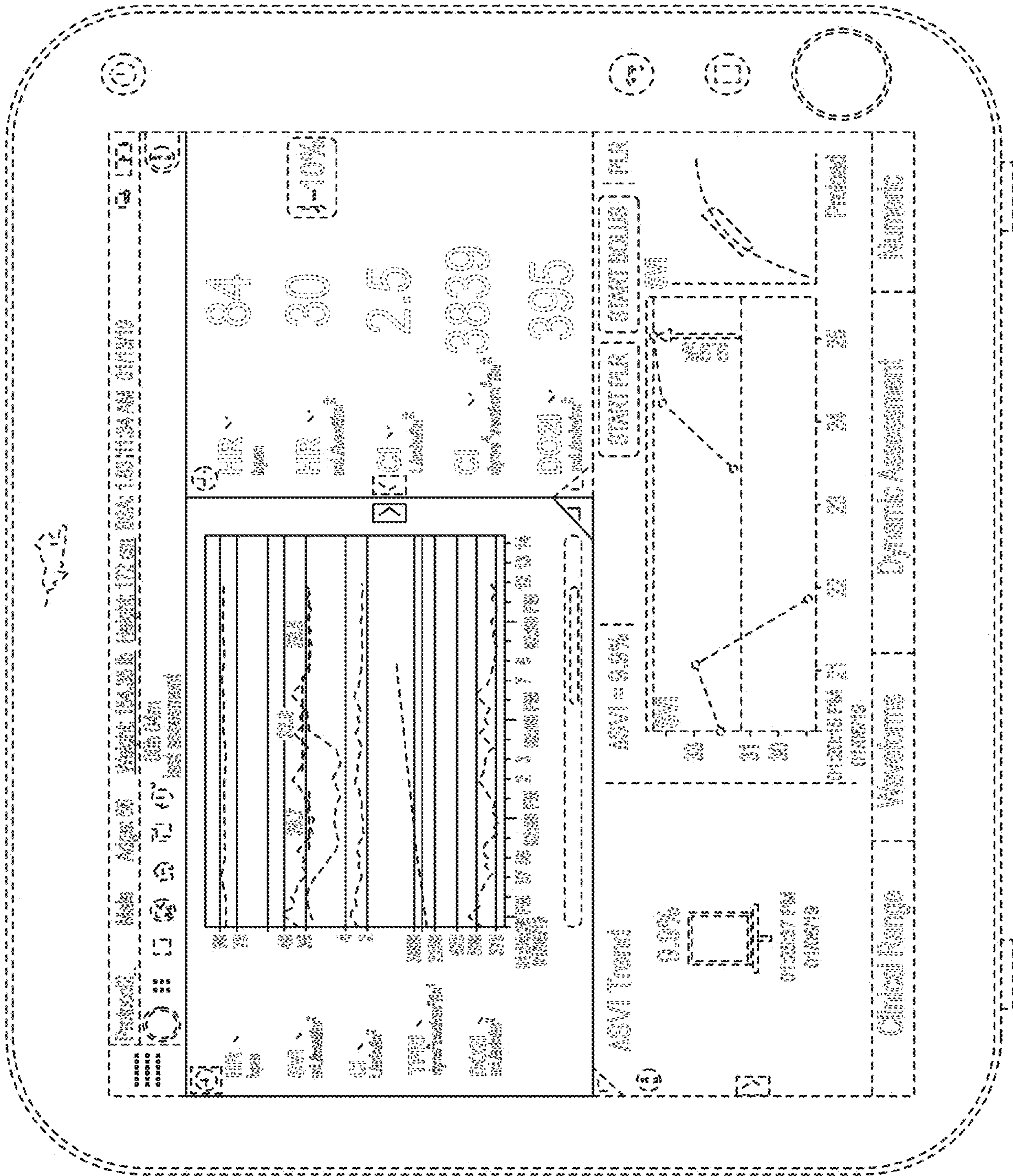


FIG. 1





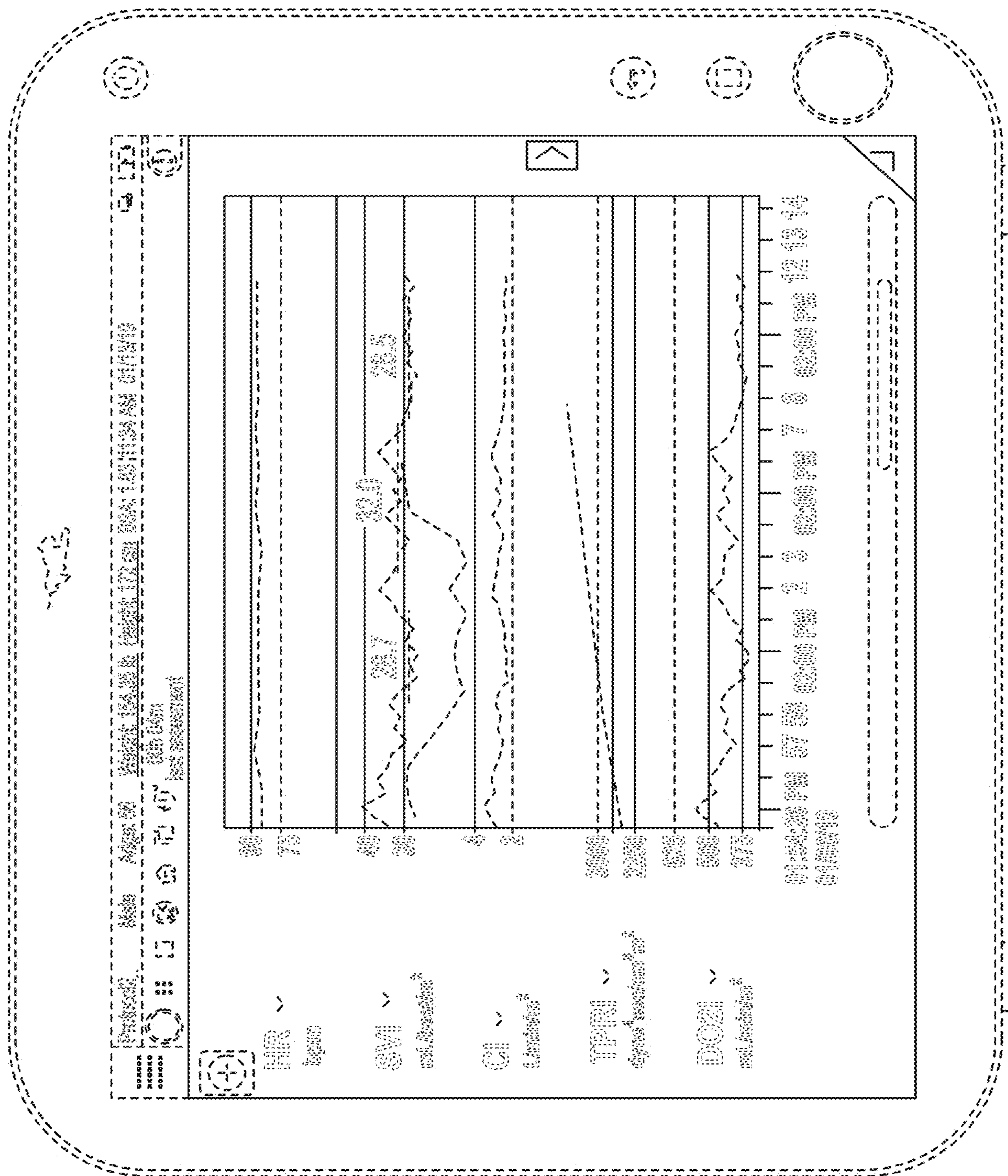


FIG. 3