



US00D895639S

(12) **United States Design Patent** (10) **Patent No.:** **US D895,639 S**  
**Alonso Ruiz et al.** (45) **Date of Patent:** **\*\* \*Sep. 8, 2020**

(54) **ELECTRONIC DEVICE WITH GRAPHICAL USER INTERFACE**

(71) Applicant: **Apple Inc.**, Cupertino, CA (US)

(72) Inventors: **Marcos Alonso Ruiz**, San Francisco, CA (US); **Jody Akana**, San Francisco, CA (US); **Molly Anderson**, San Francisco, CA (US); **Bartley K. Andre**, Palo Alto, CA (US); **Shota Aoyagi**, San Francisco, CA (US); **Anthony Michael Ashcroft**, San Francisco, CA (US); **Marine C. Bataille**, San Francisco, CA (US); **Jeremy Bataillou**, San Francisco, CA (US); **Daniele De Iuliis**, San Francisco, CA (US); **Markus Diebel**, San Francisco, CA (US); **M. Evans Hankey**, San Francisco, CA (US); **Julian Hoenig**, San Francisco, CA (US); **Richard P. Howarth**, San Francisco, CA (US); **Jonathan P. Ive**, San Francisco, CA (US); **Julian Jaede**, San Francisco, CA (US); **Duncan Robert Kerr**, San Francisco, CA (US); **Peter Russell-Clarke**, San Francisco, CA (US); **Benjamin Andrew Shaffer**, San Jose, CA (US); **Mikael Silvanto**, San Francisco, CA (US); **Christopher J. Stringer**, Woodside, CA (US); **Joe Tan**, San Francisco, CA (US); **Clement Tissandier**, San Francisco, CA (US); **Eugene Antony Whang**, San Francisco, CA (US); **Rico Zörkendörfer**, San Francisco, CA (US)

(73) Assignee: **Apple Inc.**, Cupertino, CA (US)

(\*) Notice: This patent is subject to a terminal disclaimer.

(\*\*) Term: **15 Years**

(21) Appl. No.: **29/616,893**

(22) Filed: **Sep. 10, 2017**

(51) **LOC (12) Cl.** ..... **14-04**

(52) **U.S. Cl.**  
USPC ..... **D14/485**

(58) **Field of Classification Search**  
USPC ..... D14/138 G, 485-495  
CPC ..... G06F 3/04817; G06F 3/0482  
See application file for complete search history.

(56) **References Cited**

U.S. PATENT DOCUMENTS

D473,236 S	4/2003	Robbin et al.	
D617,806 S	6/2010	Christie et al.	
D617,807 S	6/2010	Christie et al.	
D699,733 S	2/2014	Chaudhri	
D706,284 S	6/2014	Christie et al.	
D708,222 S *	7/2014	Ma	D14/487
D766,290 S *	9/2016	Barajas	D14/486

(Continued)

*Primary Examiner* — Richelle G Shelton

(74) *Attorney, Agent, or Firm* — Sterne, Kessler, Goldstein & Fox P.L.L.C.

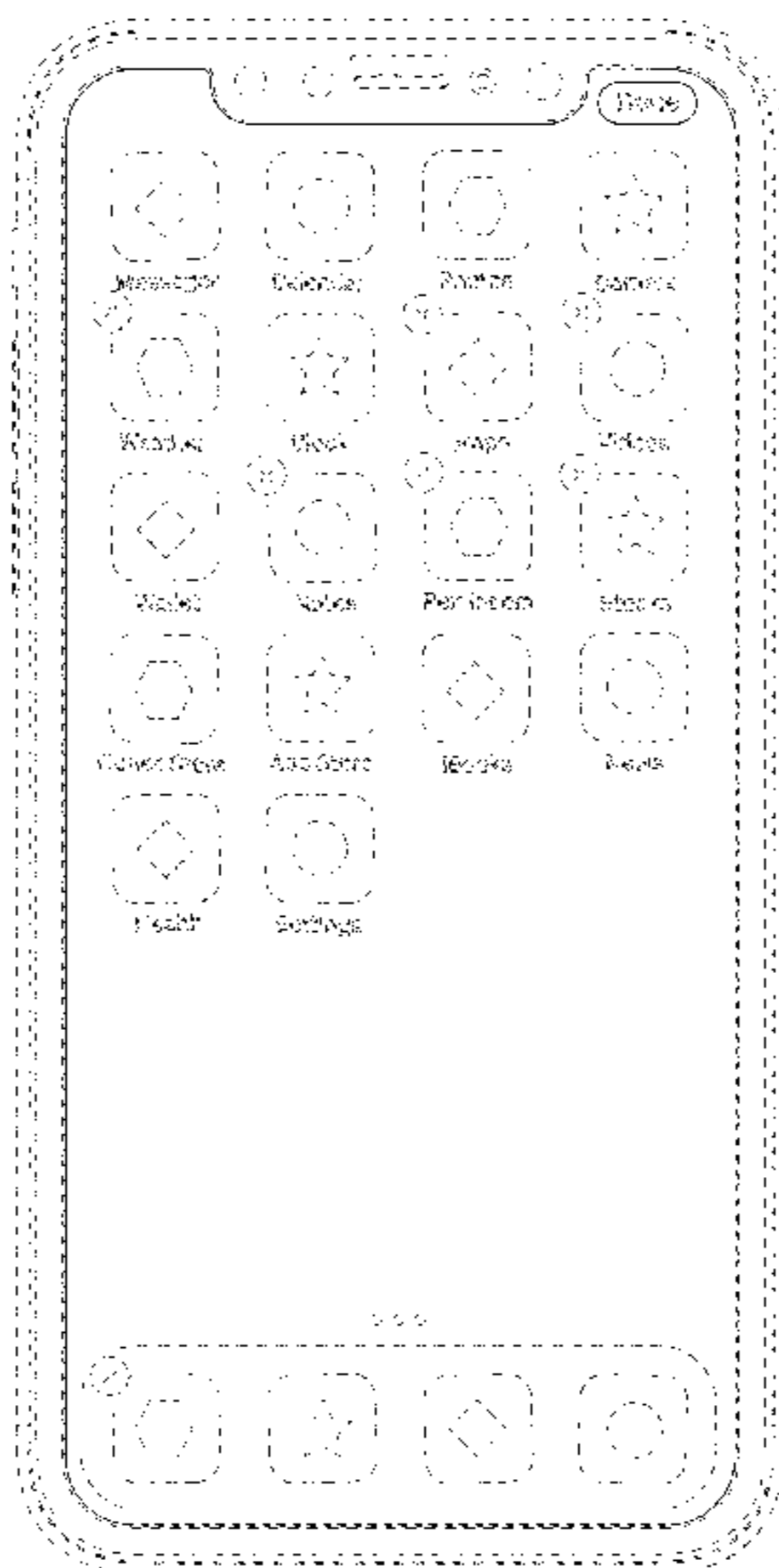
(57) **CLAIM**

The ornamental design for an electronic device with graphical user interface, as shown and described.

**DESCRIPTION**

FIG. 1 is a front view of an electronic device with graphical user interface showing the claimed design; and, FIG. 2 shows an environmental electronic device to which the design of FIG. 1 may be applied. The outermost broken lines in the figures show an electronic device having a display screen, and form no part of the claimed design. The other broken lines in the figures show portions that form no part of the claimed design.

**1 Claim, 2 Drawing Sheets**



(56)

**References Cited**

U.S. PATENT DOCUMENTS

D772,922 S	*	11/2016	Lee	.....	D14/488
D781,338 S	*	3/2017	Barajas	.....	D14/486
D783,663 S	*	4/2017	Barajas	.....	D14/486
D794,039 S	*	8/2017	Yeung	.....	D14/485
D797,790 S	*	9/2017	Martin	.....	D14/488
D801,387 S		10/2017	Lemay et al.		
D834,552 S	*	11/2018	Ryu	.....	D14/138 G

\* cited by examiner

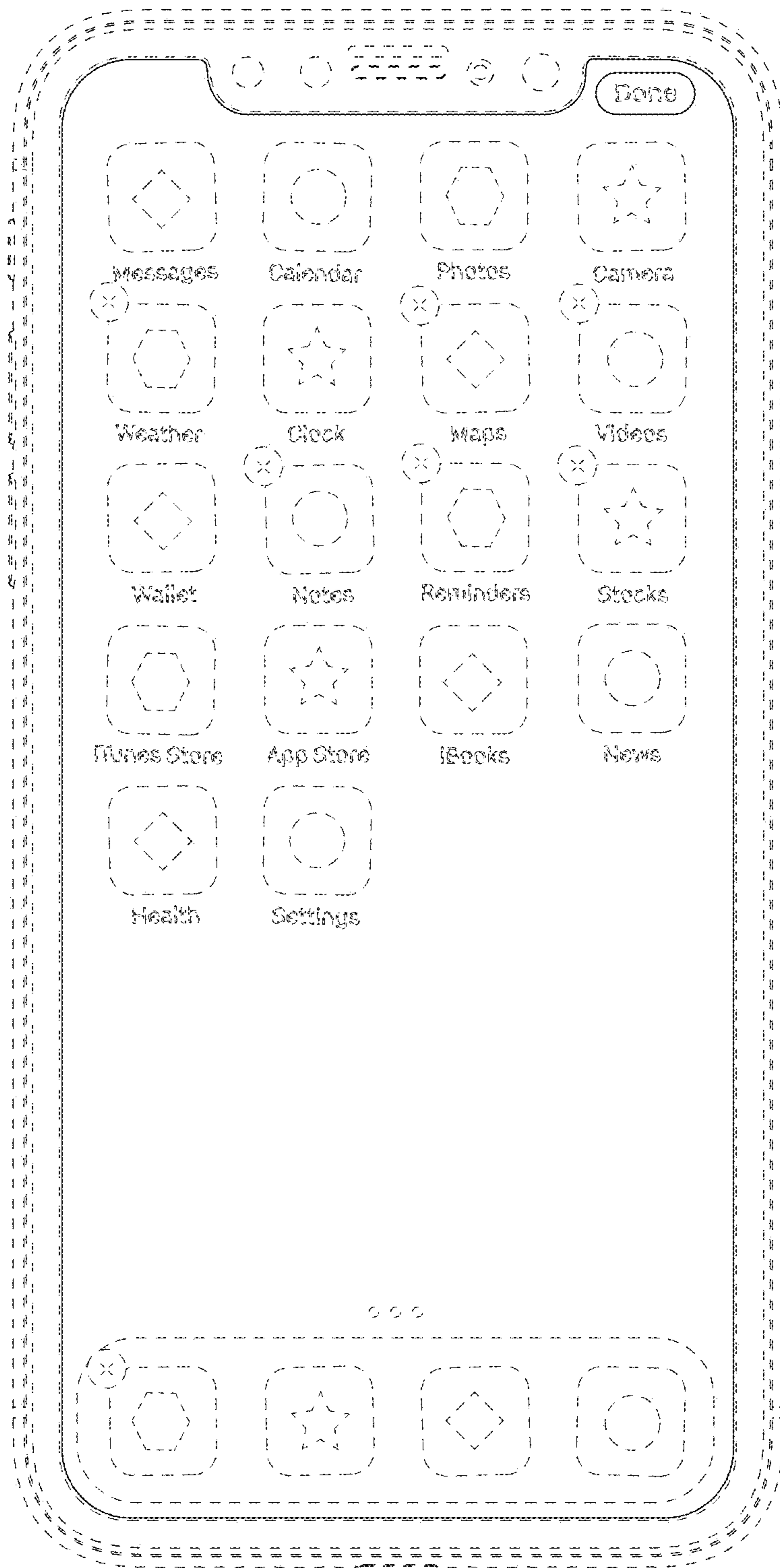


FIG. 1

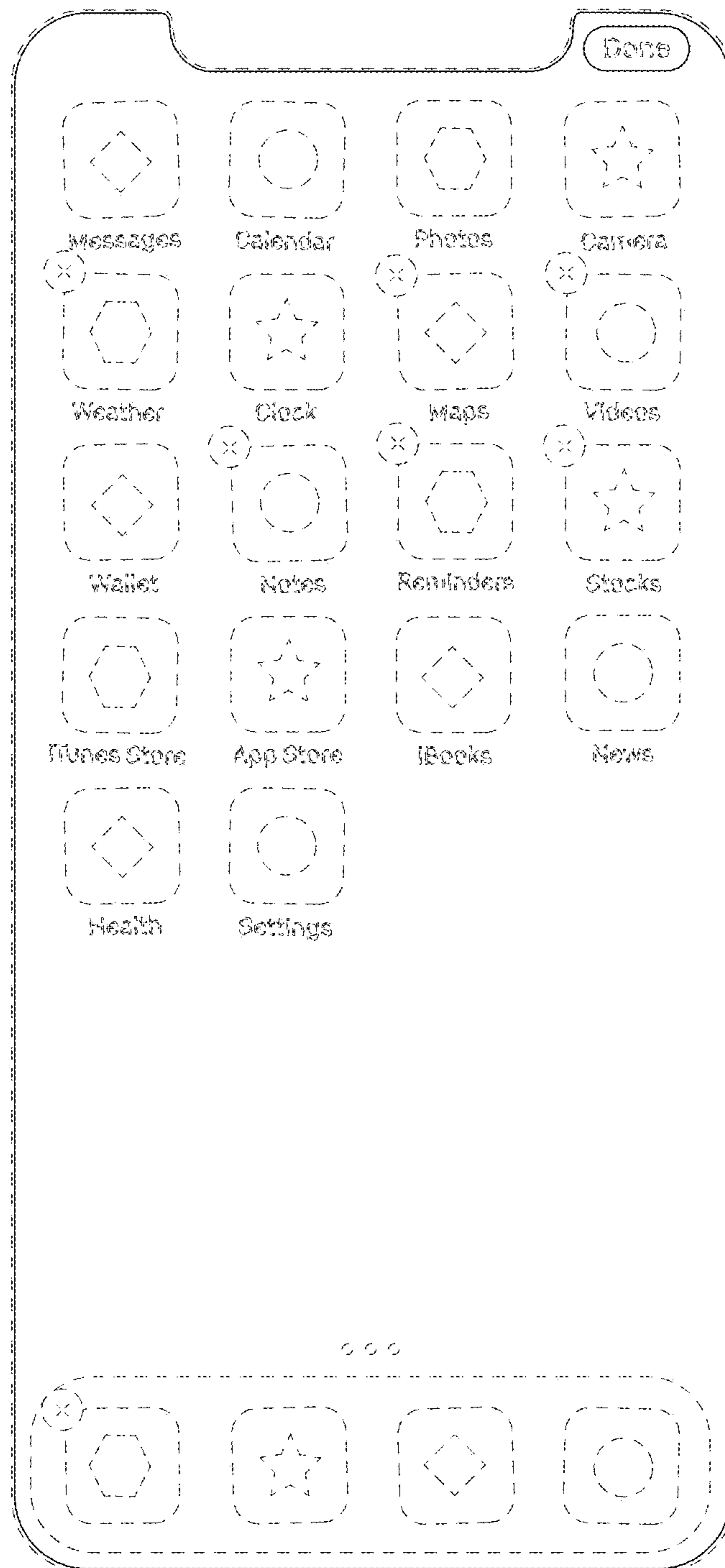


FIG. 2