



US00D895620S

(12) **United States Design Patent**  
**Vadenne**

(10) **Patent No.:** **US D895,620 S**

(45) **Date of Patent:** **\*\* Sep. 8, 2020**

(54) **SMART WRITING INSTRUMENT OR  
STYLUS**

(71) Applicant: **SOCIETE BIC**, Clichy (FR)

(72) Inventor: **Franck Vadenne**, Bezons (FR)

(73) Assignee: **Societe BIC**, Clichy (FR)

(\*\*) Term: **15 Years**

(21) Appl. No.: **29/692,245**

(22) Filed: **May 23, 2019**

(51) **LOC (12) Cl.** ..... **14-02**

(52) **U.S. Cl.**  
USPC ..... **D14/411**

(58) **Field of Classification Search**  
USPC ..... D14/372, 496, 432, 371, 125, 126, 129,  
D14/299, 411; D16/300-342; 351/158,  
351/153, 144; 345/7-9, 905; 455/344;  
348/115, 53, 121, 739  
CPC ..... G02B 27/017; G06F 3/016; G06F 3/033;  
G06F 3/0317; G06F 3/03545; G06F  
3/041; G06K 9/222  
See application file for complete search history.

(56) **References Cited**

**U.S. PATENT DOCUMENTS**

D399,255 S	*	10/1998	Melnick	.....	D19/173
D501,877 S	*	2/2005	Granick	.....	D19/186
D601,192 S	*	9/2009	Chen	.....	D19/182
D641,755 S	*	7/2011	Rashid	.....	D14/411
D660,910 S	*	5/2012	Carpenter	.....	D19/133

D681,113 S	*	4/2013	Huang	.....	D19/185
D686,619 S	*	7/2013	Liu	.....	D14/411
D688,665 S	*	8/2013	Huang	.....	D14/411
D718,312 S		11/2014	Boisdevesys		
D743,964 S	*	11/2015	Swessi	.....	D14/411
D744,038 S	*	11/2015	Wang	.....	D19/182
D768,133 S	*	10/2016	Reed	.....	D14/411
D825,566 S	*	8/2018	Peterson	.....	D14/411
D826,230 S	*	8/2018	Peterson	.....	D14/411
D851,704 S	*	6/2019	Vadenne	.....	D19/195
D864,298 S	*	10/2019	Li	.....	D19/177

\* cited by examiner

*Primary Examiner* — Austin Murphy

(74) *Attorney, Agent, or Firm* — The H.T. Than Law Group

(57) **CLAIM**

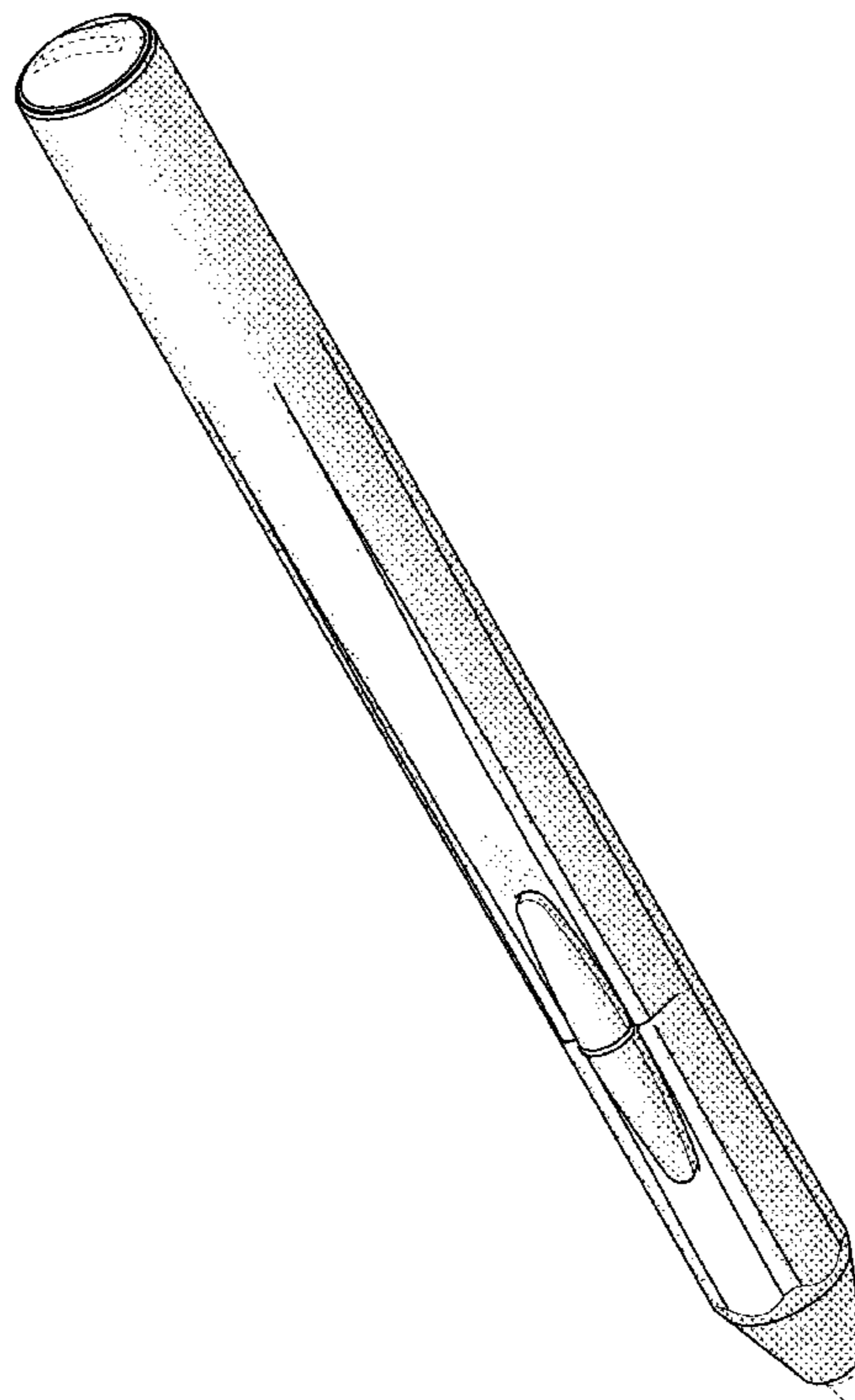
I claim the ornamental design for smart writing instrument or stylus, as shown and described.

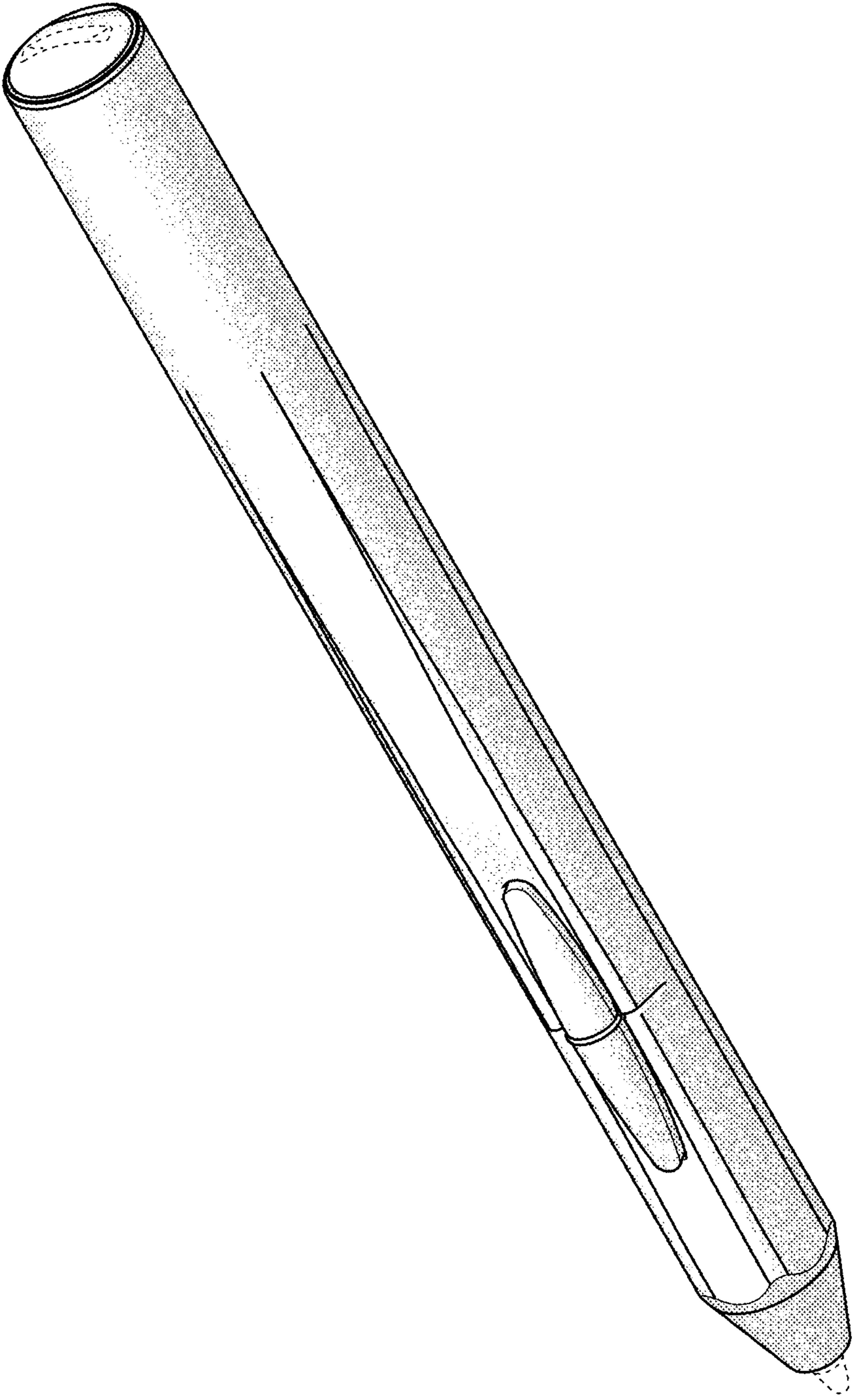
**DESCRIPTION**

FIG. 1 is a perspective view of an embodiment of an ornamental design for a smart writing instrument or stylus; FIG. 2 is another perspective view thereof; FIG. 3 is a front view thereof; FIG. 4 is a back view thereof; FIG. 5 is a left view thereof; FIG. 6 is a right view thereof; FIG. 7 is a top view thereof; and, FIG. 8 is a bottom view thereof.


The broken lines shown in the Figures are for the purpose of illustrating environmental structure and form no part of the claimed design.

**1 Claim, 5 Drawing Sheets**

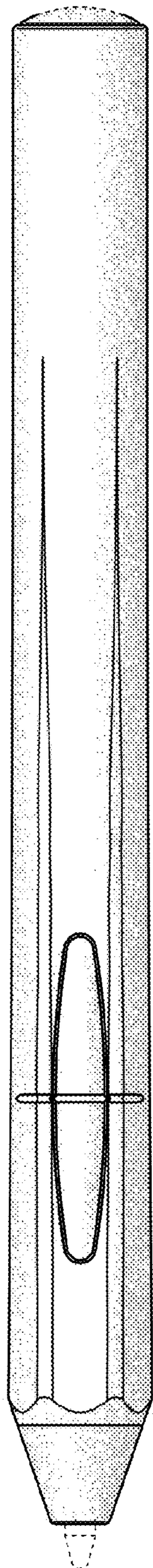




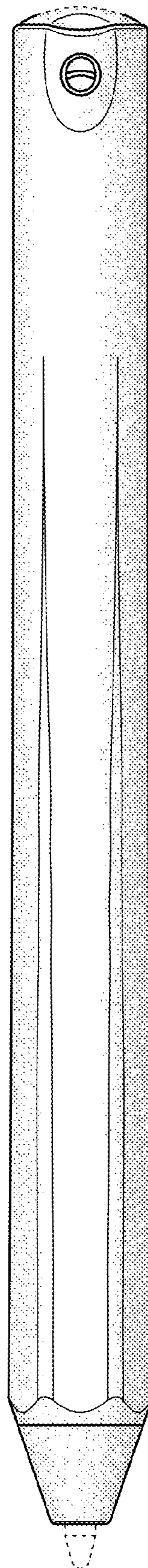
**Fig. 1**



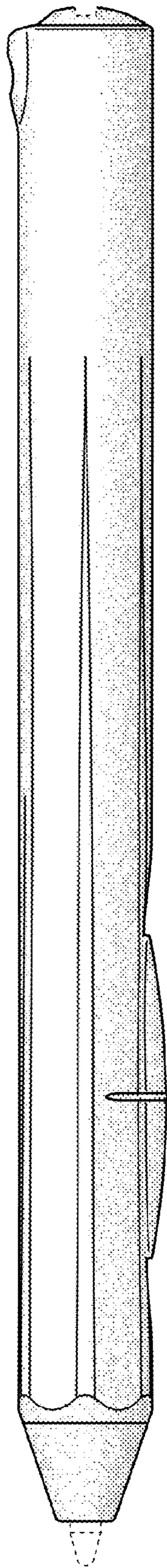
**Fig. 2**




**Fig. 3**



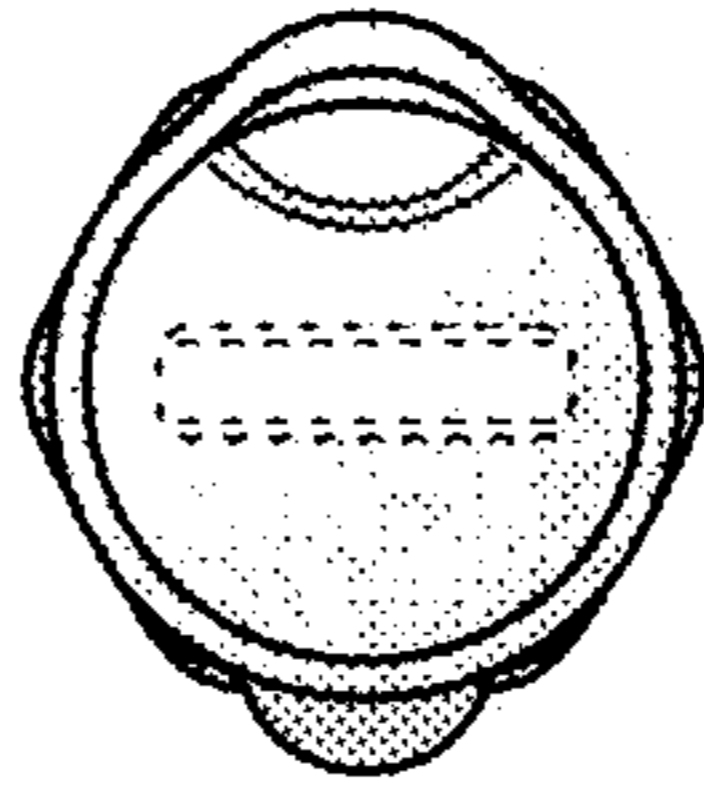
**Fig. 4**



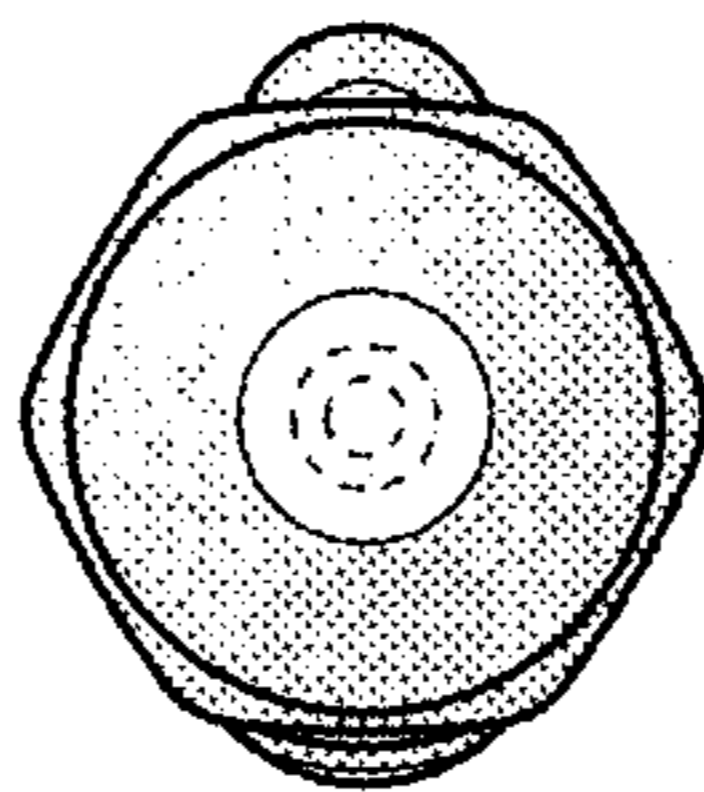
**Fig. 5**



**Fig. 6**



**Fig. 7**



**Fig. 8**