



US00D895610S

(12) **United States Design Patent** (10) **Patent No.:** **US D895,610 S**
Chen et al. (45) **Date of Patent:** **** Sep. 8, 2020**

(54) **ELECTRONIC DEVICE WITH LATERAL-OPENABLE DISPLAY**
(71) Applicants: **Wei-Ting Chen**, Taipei (TW);
Tzu-Chien Lai, Taipei (TW);
Yen-Hsiao Yeh, Taipei (TW);
Nien-Chen Lee, Taipei (TW)
(72) Inventors: **Wei-Ting Chen**, Taipei (TW);
Tzu-Chien Lai, Taipei (TW);
Yen-Hsiao Yeh, Taipei (TW);
Nien-Chen Lee, Taipei (TW)
(73) Assignee: **COMPAL ELECTRONICS, INC.**,
Taipei (TW)
(**) Term: **15 Years**
(21) Appl. No.: **29/649,716**
(22) Filed: **Jun. 1, 2018**
(51) **LOC (12) Cl.** **14-02**
(52) **U.S. Cl.**
USPC **D14/316**
(58) **Field of Classification Search**
USPC D14/315-327, 331, 336, 433-434, 440,
D14/444, 448, 450, 452; D18/1-2, 7, 11,
D18/12.2-12.3

(Continued)

(56) **References Cited**
U.S. PATENT DOCUMENTS
D526,999 S * 8/2006 Tago D14/327
D659,134 S * 5/2012 Ahn D14/318
(Continued)

OTHER PUBLICATIONS

Horsey, Julian, Compal DuoFlip concept laptop offers unique features, posted at Geeky Gadgets, posting date Mar. 21, 2019. Site visited Oct. 30, 2019. URL: <<https://www.geeky-gadgets.com/compal-duoflip-concept-laptop-21-03-2019/>> (Year: 2019).*

(Continued)

Primary Examiner — Kevin K Rudzinski
Assistant Examiner — Kathleen L Jones
(74) *Attorney, Agent, or Firm* — JCIPRNET

(57) **CLAIM**

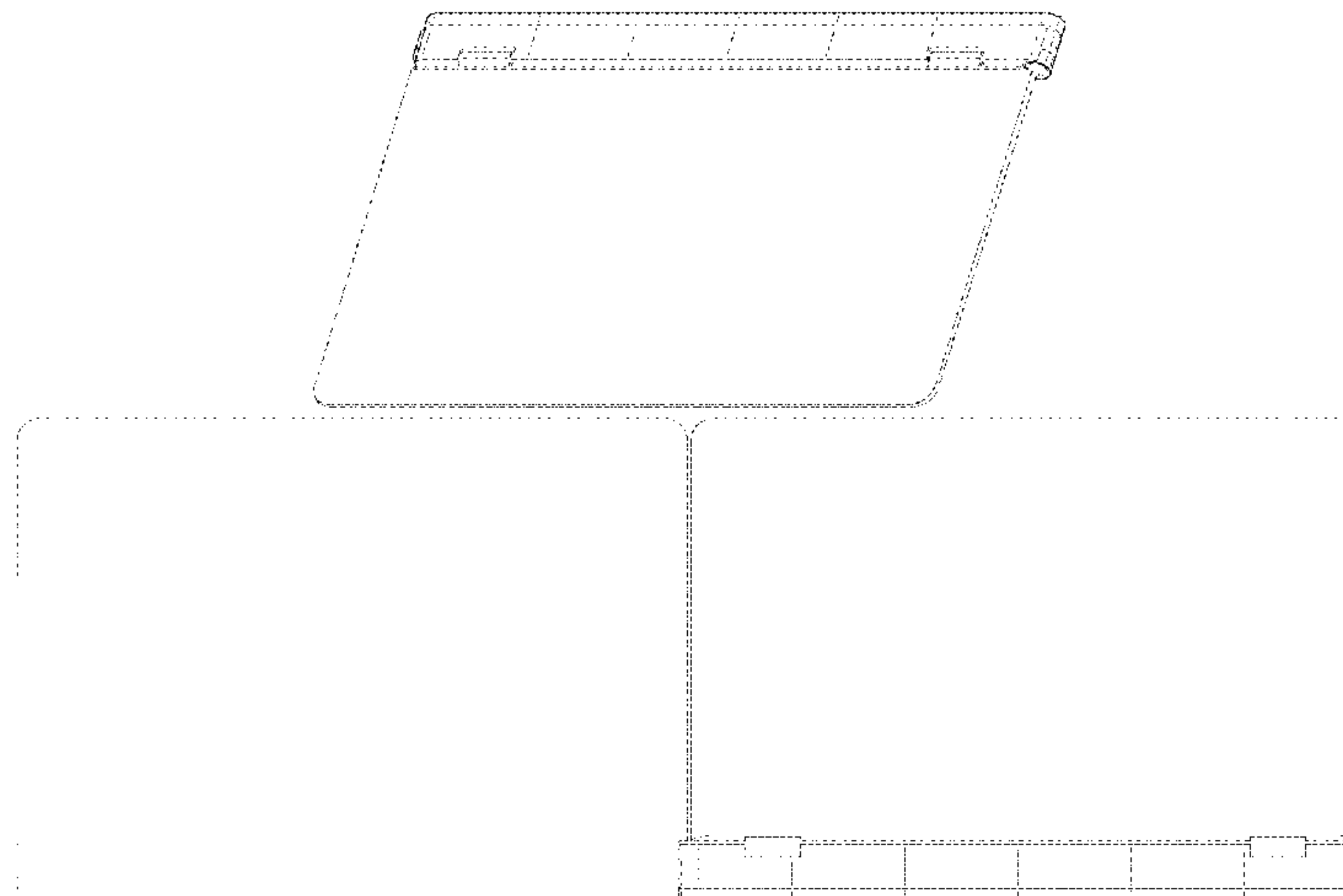
The ornamental design for an electronic device with lateral-openable display, as shown and described.

DESCRIPTION

FIG. 1 is a perspective view of an electronic device with lateral-openable display showing our new design with the display closed;
FIG. 2 is a front view thereof;
FIG. 3 is a rear view thereof;
FIG. 4 is a left side view thereof;
FIG. 5 is a right side view thereof;
FIG. 6 is a top view thereof;
FIG. 7 is a bottom view thereof;
FIG. 8 is a perspective view of the electronic device with lateral-openable display of FIGS. 1-7 shown in an alternate position with the display open;
FIG. 9 is a front view thereof;
FIG. 10 is a rear view thereof;
FIG. 11 is a left side view thereof;
FIG. 12 is a right side view thereof;
FIG. 13 is a top view thereof;
FIG. 14 is a bottom view thereof;
FIG. 15 is a perspective view of the electronic device with lateral-openable display of FIGS. 1-7 shown in another alternate position with the display opened laterally;
FIG. 16 is a front view thereof;
FIG. 17 is a rear view thereof;
FIG. 18 is a left side view thereof;
FIG. 19 is a right side view thereof;
FIG. 20 is a top view thereof; and,
FIG. 21 is a bottom view thereof.

The dashed broken lines illustrate portions of the electronic device with lateral-openable display and form no part of the claimed design.

1 Claim, 12 Drawing Sheets



(58) **Field of Classification Search**

CPC G06F 1/1616; G06F 1/1613; G06F 1/1633;
 G06F 1/203; G06F 1/166; G06F 1/1618;
 G06F 1/162; G06F 1/1622; G06F 1/1624;
 G06F 1/1615; G06F 1/1643; G06F
 1/1654; G06F 1/1669; G06F 1/1688;
 G06F 1/1681; G06F 1/1671; G06F
 1/1677; G06F 1/1675; G06F 1/1632;
 F16M 11/10; F16M 11/123

See application file for complete search history.

D720,755	S *	1/2015	Nokuo	D14/433
D734,762	S *	7/2015	Itano	D14/318
D735,211	S *	7/2015	Itano	D14/318
D740,296	S *	10/2015	Itano	D14/318
D775,624	S *	1/2017	Kong	D14/315
D859,414	S *	9/2019	Wu	D14/434
D864,966	S *	10/2019	Sang	D14/434
2005/0111182	A1 *	5/2005	Lin	G06F 1/1632 361/679.41
2013/0170124	A1 *	7/2013	Pan	H05K 5/0226 361/679.08
2019/0250673	A1 *	8/2019	Chen	G06F 1/1679

(56)

References Cited

U.S. PATENT DOCUMENTS

D664,953	S *	8/2012	Hung	D14/327
D683,728	S *	6/2013	Xia	D14/315
D683,729	S *	6/2013	Jen	D14/318
D689,870	S *	9/2013	Fong	D14/447
8,842,424	B2 *	9/2014	Kemppinen	H04M 1/0235 361/679.27
D714,778	S *	10/2014	Lee	D14/315

OTHER PUBLICATIONS

Moorhead, Patrick, HP Spectre 13: A Month With What Could Be The Sexiest Laptop Alive, posted at Forbes, posting date Aug. 4, 2016. Site visited Oct. 30, 2019. URL: <<https://www.forbes.com/sites/patrickmoorhead/2016/08/04/hp-spectre-13-a-month-with-what-could-be-the-sexiest-laptop-alive/#4b8acd0d4e8c>> (Year: 2016).*

* cited by examiner

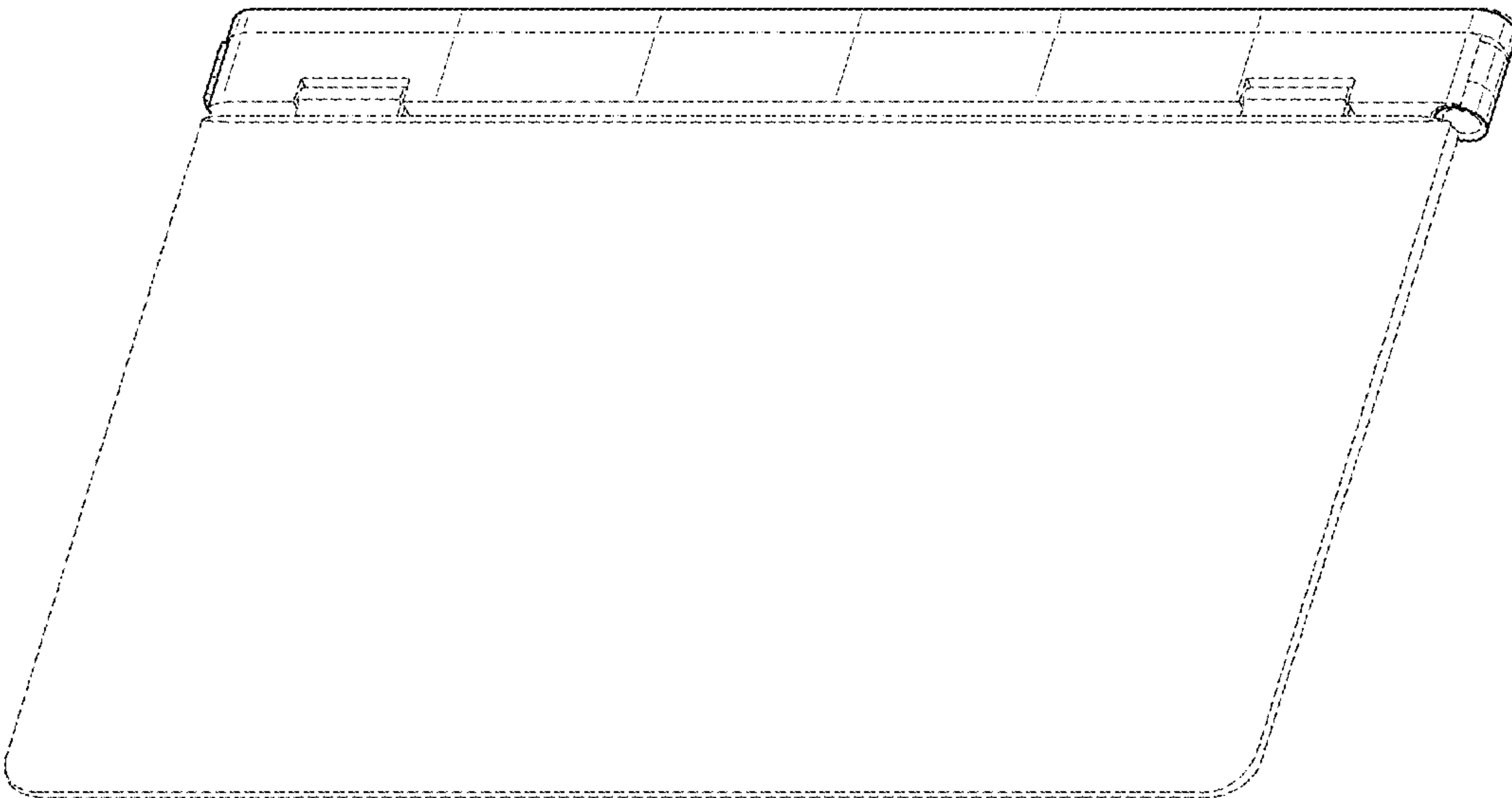


FIG. 1




FIG. 2




FIG. 3




FIG. 4




FIG. 5

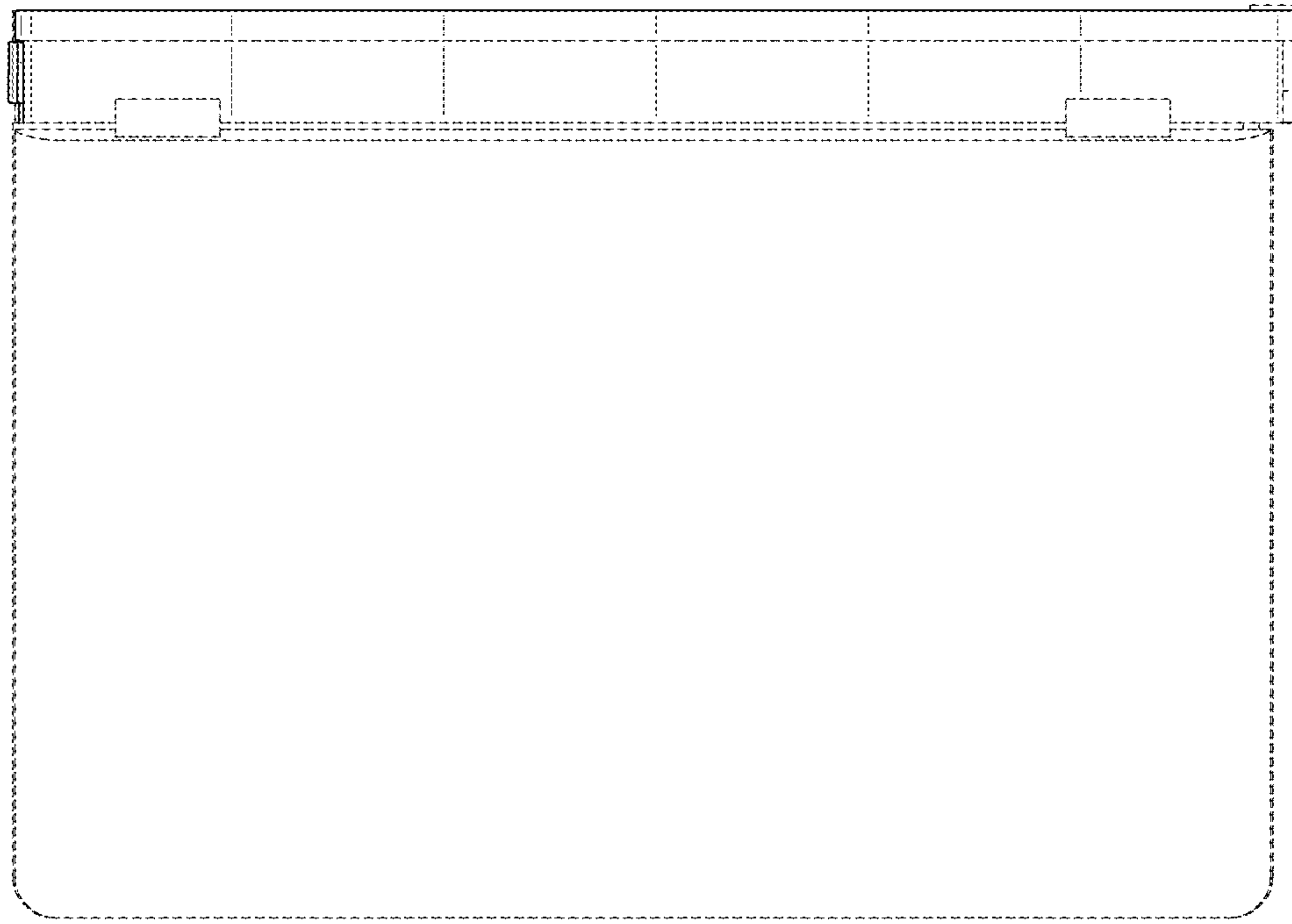


FIG. 6



FIG. 7




FIG. 8




FIG. 9




FIG. 10

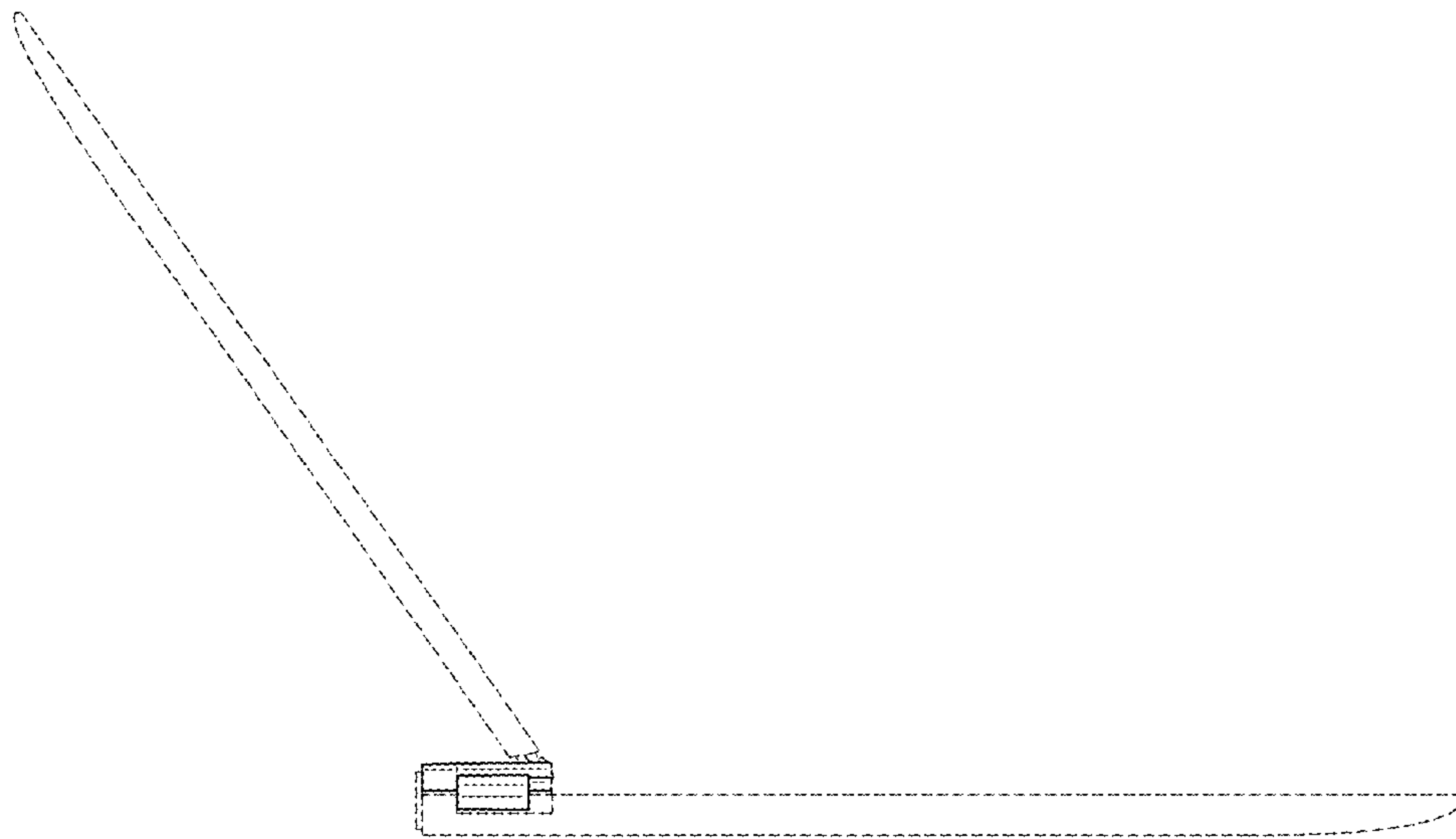


FIG. 11

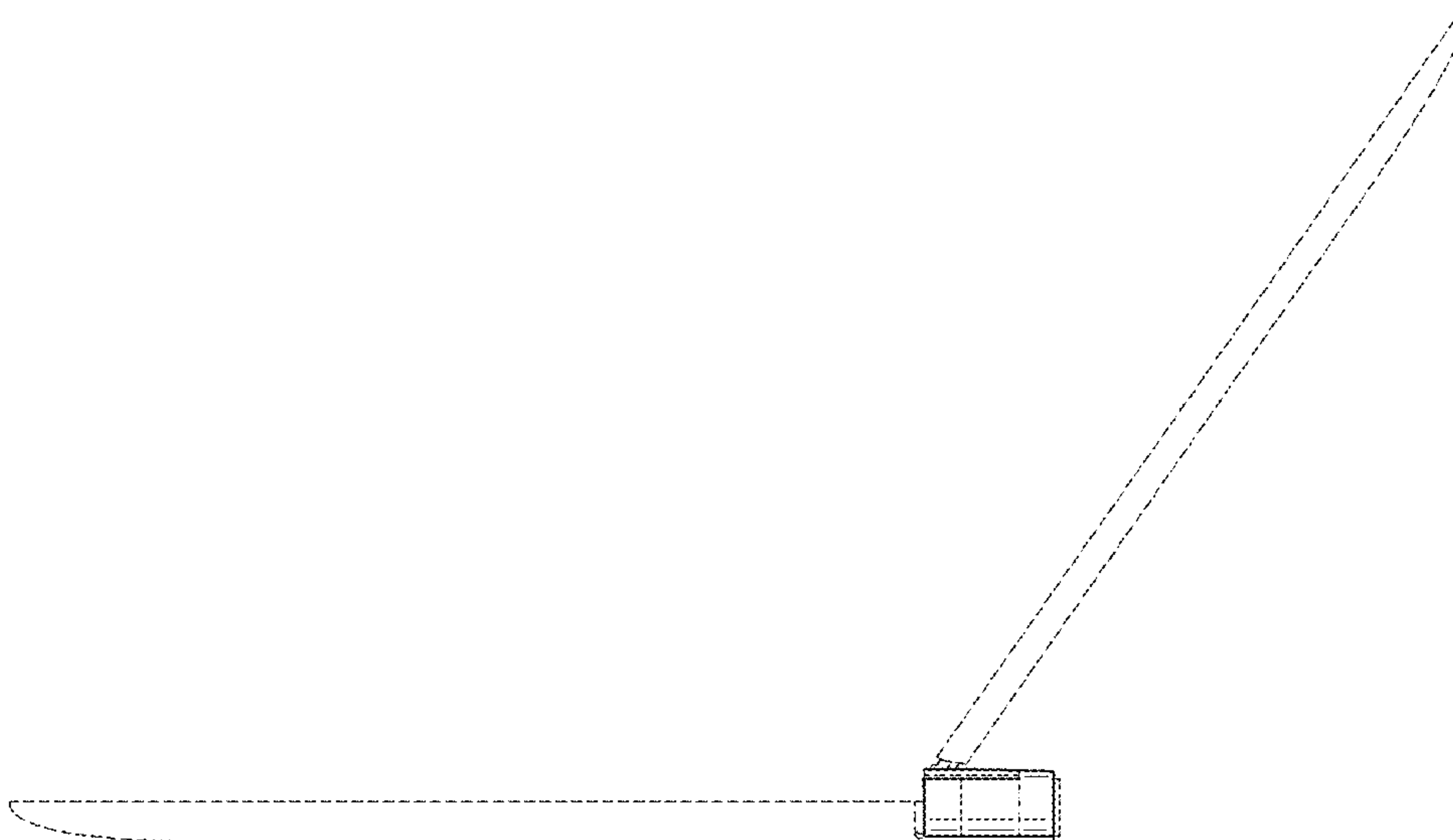


FIG. 12




FIG. 13




FIG. 14

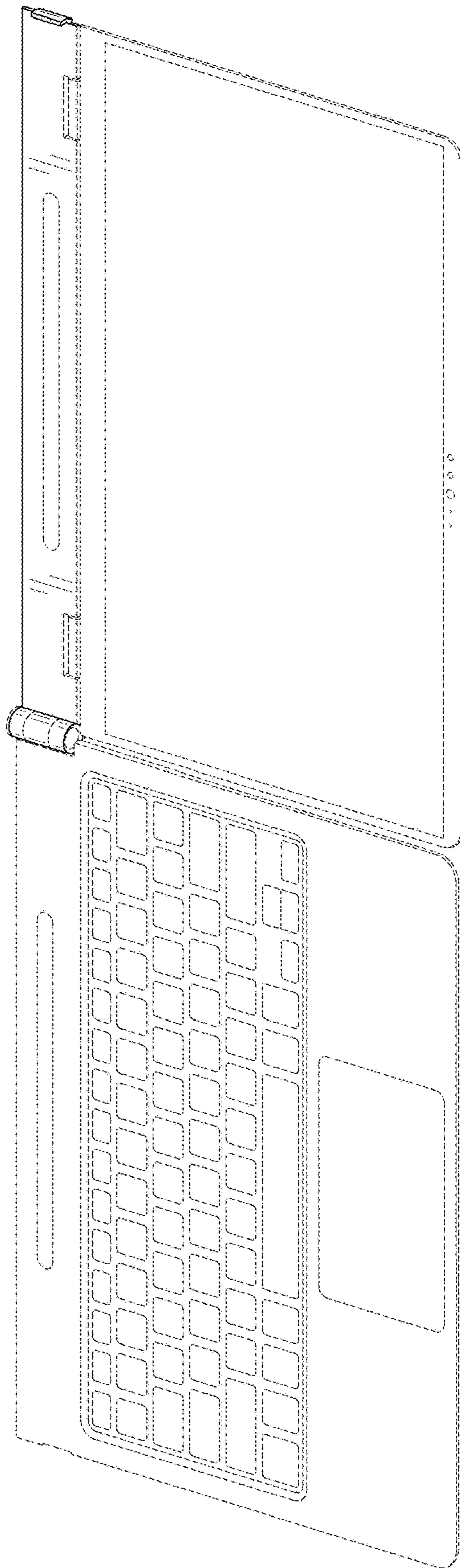


FIG. 15



FIG. 16



FIG. 17




FIG. 18

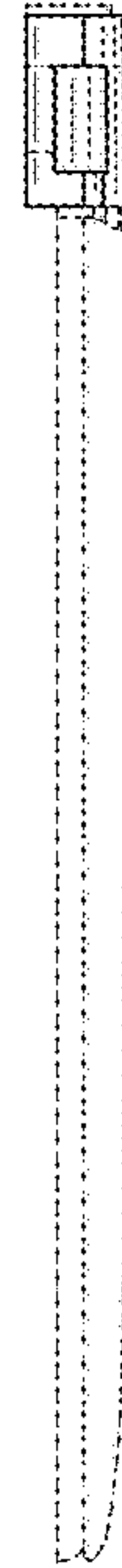


FIG. 19

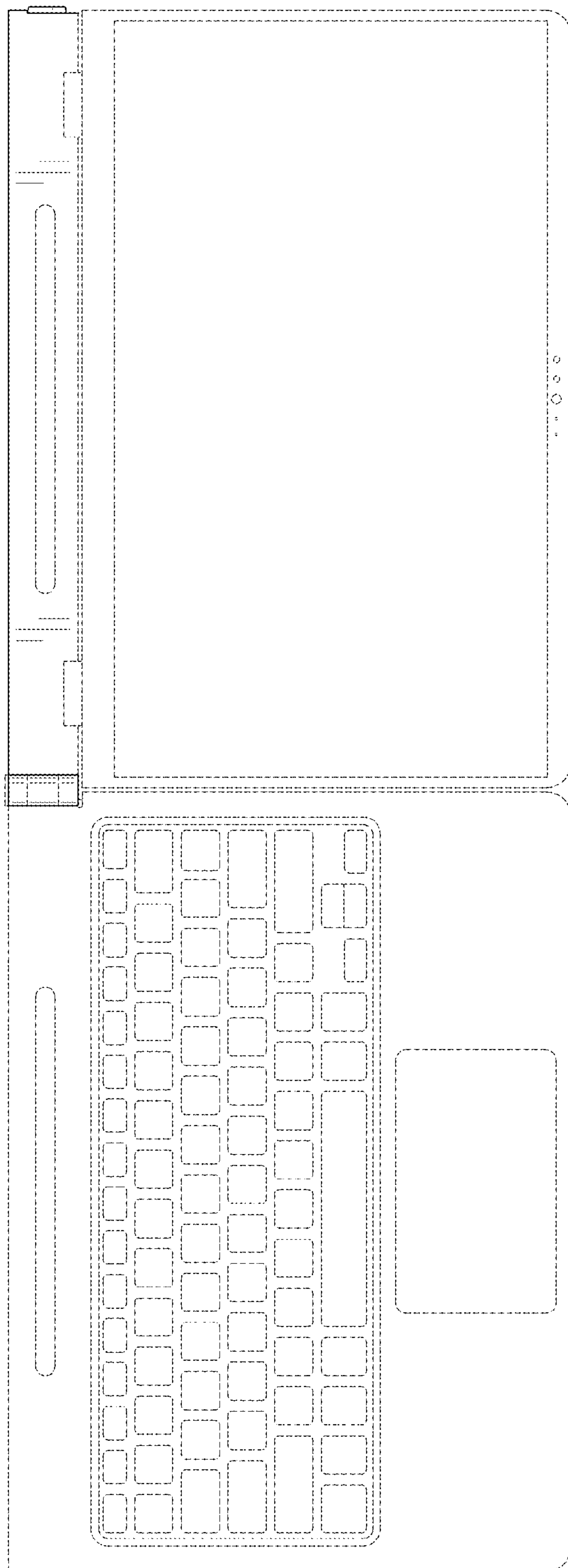


FIG. 20

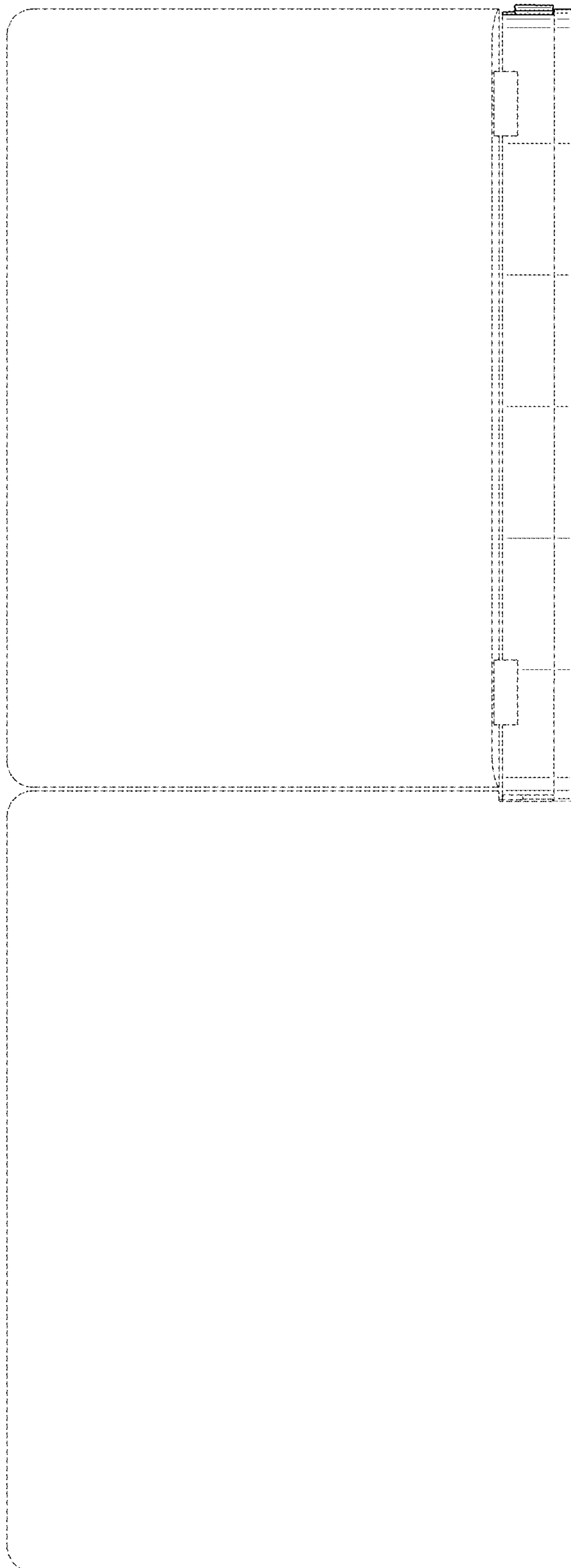


FIG. 21