



US00D895596S

(12) **United States Design Patent** (10) **Patent No.:** **US D895,596 S**  
**Lee** (45) **Date of Patent:** **\*\* Sep. 8, 2020**

(54) **CASE FOR ELECTRONIC COMMUNICATIONS DEVICE**  
(71) Applicant: **SPIGEN KOREA CO., LTD.**, Seoul (KR)  
(72) Inventor: **Jong Hwa Lee**, Seoul (KR)  
(73) Assignee: **Spigen Korea CO., LTD.**, Seoul (KR)  
(\*\*) Term: **15 Years**

D690,292 S \* 9/2013 Bibla ..... D14/250  
D694,759 S \* 12/2013 Chang ..... D14/440  
D697,060 S \* 1/2014 Yang ..... D14/250  
D704,685 S \* 5/2014 Yeh ..... D14/248  
D709,869 S \* 7/2014 Witter ..... D14/250  
D714,273 S 9/2014 Kim et al.  
D721,694 S 1/2015 Lee et al.  
D727,028 S \* 4/2015 Feng ..... D3/218  
D732,525 S \* 6/2015 Seo ..... D14/341  
D741,845 S 10/2015 Kim  
D743,388 S \* 11/2015 Fitzpatrick ..... D14/250  
D746,273 S 12/2015 Herbst

(Continued)

(21) Appl. No.: **29/689,623**  
(22) Filed: **Apr. 30, 2019**

*Primary Examiner* — Carla J Wright  
(74) *Attorney, Agent, or Firm* — Heedong Chae; Lucem, PC

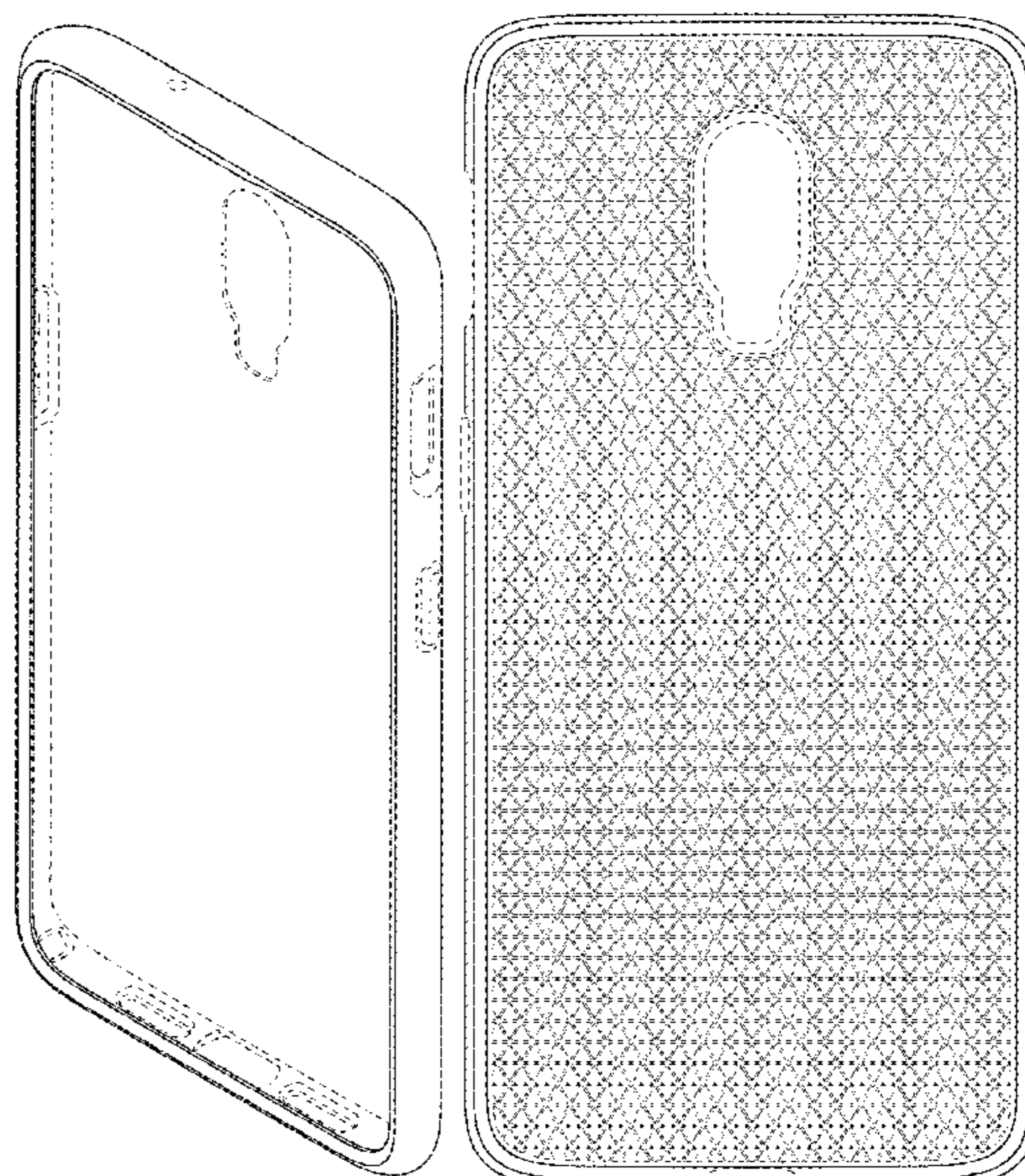
(30) **Foreign Application Priority Data**  
Oct. 31, 2018 (EM) ..... 005813706-0001  
(51) **LOC (12) Cl.** ..... **14-03**  
(52) **U.S. Cl.**  
USPC ..... **D14/250**  
(58) **Field of Classification Search**  
USPC ..... D14/250, 203.3–203.7, 439, 238.1, 440,  
D14/251–253, 447, 217, 240, 248;  
D3/201, 218, 247, 269, 273, 301, 303;  
D13/103, 119, 107–108  
CPC ..... H04B 1/3888; H04M 1/0283; H04M  
1/0202; A45C 1/06; A45C 11/00; A45C  
13/02; A45C 2011/002; A45F 2005/026;  
A45F 2200/0525; A45F 2200/0516  
See application file for complete search history.

(57) **CLAIM**  
The ornamental design for a case for electronic communi-  
cations device, as shown and described.

(56) **References Cited**  
U.S. PATENT DOCUMENTS  
D619,361 S 7/2010 Andre et al.  
D645,834 S \* 9/2011 Lee ..... D14/138 AD  
D655,281 S 3/2012 Turocy  
D682,239 S \* 5/2013 Yeh ..... D14/138 G  
D683,136 S \* 5/2013 Wilson ..... D3/218

**DESCRIPTION**  
FIG. 1 is a front perspective view of a case for electronic communications device showing my new design;  
FIG. 2 is a rear perspective view thereof;  
FIG. 3 is a front elevational view thereof;  
FIG. 4 is a rear elevational view thereof;  
FIG. 5 is a left side elevational view thereof;  
FIG. 6 is a right side elevational view thereof;  
FIG. 7 is a top plan view thereof;  
FIG. 8 is a bottom plan view thereof; and,  
FIG. 9 is an enlarged detail view of the encircled portion of FIG. 2.  
The dot-dash broken line circle in FIGS. 2 and 9 delineates a portion of the case that is part of the claimed design and shown on an enlarged scale in FIG. 9. The broken lines, regions bounded by dashed broken lines, and the interior of the case shown in FIGS. 1 and 3 form no part of the claimed design.

**1 Claim, 9 Drawing Sheets**



(56)

References Cited

U.S. PATENT DOCUMENTS

D746,274 S 12/2015 Herbst  
 D749,068 S 2/2016 Zaborski et al.  
 D749,078 S \* 2/2016 Bertrand ..... D14/440  
 D749,535 S 2/2016 Joung et al.  
 D749,557 S 2/2016 Feng  
 D754,115 S \* 4/2016 Lin ..... D14/250  
 D762,201 S \* 7/2016 Tseng ..... D14/250  
 D762,202 S \* 7/2016 Tseng ..... D14/250  
 D763,241 S 8/2016 Kim  
 D763,242 S 8/2016 Kim  
 D763,837 S 8/2016 Choe et al.  
 D765,627 S 9/2016 Watt  
 D765,635 S 9/2016 Chang et al.  
 D765,638 S 9/2016 Gaylord et al.  
 D765,641 S 9/2016 Bulkley et al.  
 D765,642 S 9/2016 Bulkley  
 D765,645 S 9/2016 Kim  
 D767,485 S 9/2016 To et al.  
 D771,027 S \* 11/2016 Prstojevich ..... D14/250  
 D771,611 S 11/2016 Chang et al.  
 9,480,319 B2 11/2016 Dining et al.  
 D776,647 S 1/2017 Kim  
 D776,649 S 1/2017 Kim  
 D777,157 S 1/2017 Kim  
 D777,160 S 1/2017 Kim  
 D780,165 S 2/2017 Lee  
 D781,840 S 3/2017 Kim et al.  
 D784,309 S 4/2017 Lee et al.  
 D785,615 S 5/2017 Kim et al.  
 D786,849 S 5/2017 Park et al.  
 D786,853 S \* 5/2017 Friedland ..... D14/250  
 D787,491 S 5/2017 Kim  
 D788,093 S 5/2017 Lee et al.

D791,113 S \* 7/2017 Tien ..... D14/250  
 D792,394 S 7/2017 Lee et al.  
 D795,237 S 8/2017 Jung et al.  
 D797,715 S 9/2017 Kim  
 D798,286 S 9/2017 Roberts et al.  
 D798,853 S 10/2017 Park et al.  
 D801,322 S 10/2017 Song et al.  
 D801,323 S 10/2017 Kim  
 D807,868 S 1/2018 Wang  
 D808,377 S 1/2018 Witter et al.  
 D808,955 S 1/2018 Park et al.  
 D815,083 S 4/2018 Fitzgerald et al.  
 D816,154 S \* 4/2018 Kim ..... D18/50  
 D823,296 S 7/2018 Kim et al.  
 D823,382 S \* 7/2018 Kim ..... D18/50  
 D830,353 S 10/2018 Kim et al.  
 D832,807 S 11/2018 Xu et al.  
 D835,089 S 12/2018 Nelson et al.  
 D835,090 S 12/2018 Beck et al.  
 D838,264 S 1/2019 Wright et al.  
 D838,710 S 1/2019 Wang  
 D839,252 S 1/2019 Lim et al.  
 D839,859 S 2/2019 Zhang  
 D841,013 S 2/2019 Ferren et al.  
 D861,657 S \* 10/2019 Hyun ..... D14/250  
 D861,659 S \* 10/2019 Hyun ..... D14/250  
 2014/0357330 A1 \* 12/2014 Lin ..... H04M 1/0283  
 455/575.8  
 2015/0053583 A1 \* 2/2015 McCormick ..... A45C 11/00  
 206/521  
 2016/0058143 A1 \* 3/2016 Tien ..... A45C 11/00  
 224/191  
 2016/0164565 A1 \* 6/2016 Witter ..... H05K 5/03  
 455/575.8

\* cited by examiner

FIG. 1




FIG. 2

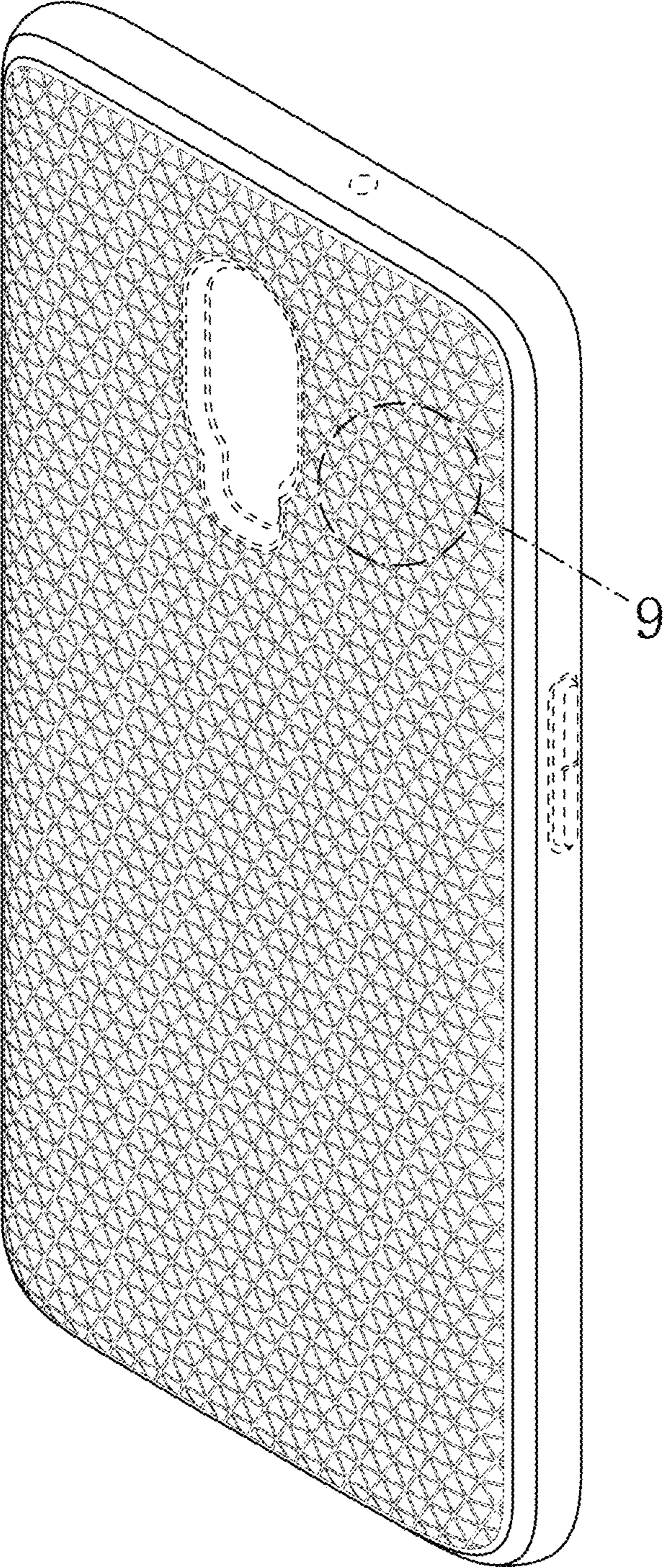


FIG. 3




FIG. 4




FIG. 5




FIG. 6






FIG. 7




FIG. 8

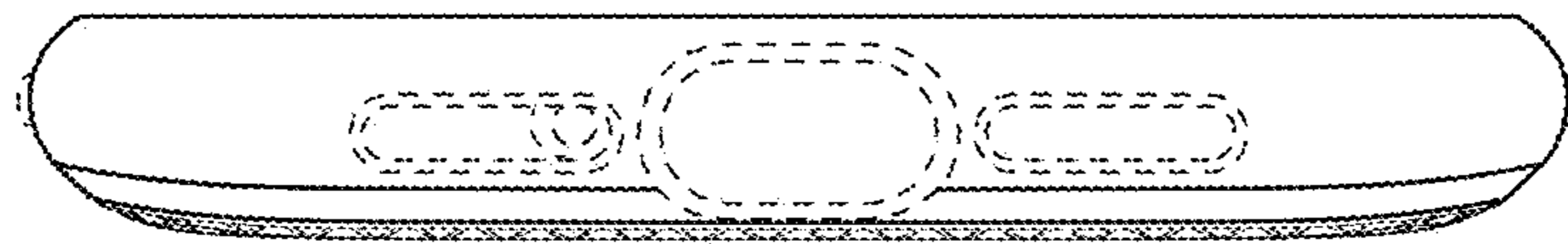


FIG. 9

