



US00D895594S

(12) **United States Design Patent** (10) **Patent No.:** **US D895,594 S**
Kim et al. (45) **Date of Patent:** **** Sep. 8, 2020**

(54) **CASE FOR MOBILE PHONE**
(71) Applicant: **Samsung Electronics Co., Ltd.**,
Suwon-si (KR)
(72) Inventors: **Byoung-Jin Kim**, Seoul (KR);
Jun-Yong Song, Seongnam-si (KR);
Joon-Ki Yun, Seoul (KR)
(73) Assignee: **Samsung Electronics Co., Ltd.**,
Suwon-si (KR)

D777,158 S * 1/2017 Lee D14/250
D777,159 S * 1/2017 Lee D14/250
D777,161 S * 1/2017 Lee D14/250
D788,093 S * 5/2017 Lee D14/250
D821,384 S * 6/2018 Jordin D14/250
D828,335 S * 9/2018 Lin D14/217
10,310,552 B2 * 6/2019 Igarashi G06F 1/16
10,342,307 B2 * 7/2019 Lean A45C 13/008
10,367,538 B2 * 7/2019 Lai H04B 1/3888
10,433,446 B2 * 10/2019 Igarashi H04M 1/185
10,437,988 B1 * 10/2019 Newstadt G06F 21/84
10,495,795 B2 * 12/2019 Barrett G02B 5/208

(**) Term: **15 Years**

* cited by examiner

(21) Appl. No.: **29/609,729**

Primary Examiner — Sheryl Lane

(22) Filed: **Jul. 5, 2017**

Assistant Examiner — Aula Soroush

(30) **Foreign Application Priority Data**

(74) *Attorney, Agent, or Firm* — NSIP Law

Mar. 17, 2017 (KR) 30-2017-0012462

(51) **LOC (12) Cl.** **14-03**

(57) **CLAIM**

(52) **U.S. Cl.**
USPC **D14/250**

We claim the ornamental design for a case for mobile phone,
as shown and described.

(58) **Field of Classification Search**
USPC D14/143, 189, 203.2–203.7, 217, 238.1,
D14/240, 248, 250–253, 440, 447, 496;
D3/201, 218, 247–251, 269, 273, 301,
D3/303; D13/103, 107–108, 119;
D5/32–39
CPC A45C 1/06; A45C 11/00; A45C 13/02;
A45C 2011/002; A45F 2005/026; A45F
2200/0525; A45F 2200/0516; H04B
1/3888; H04M 1/0283; H04M 1/0202
See application file for complete search history.

DESCRIPTION

FIG. 1 is a front perspective view of a case for mobile phone showing our new design;
FIG. 2 is a front elevational view thereof;
FIG. 3 is a rear elevational view thereof;
FIG. 4 is a left-side elevational view thereof;
FIG. 5 is a right-side elevational view thereof;
FIG. 6 is a top plan view thereof; and,
FIG. 7 is a bottom plan view thereof.
The broken lines in the figures depict environmental subject matter and form no part of the claimed design.

(56) **References Cited**

U.S. PATENT DOCUMENTS

D774,497 S * 12/2016 Kim D14/250
D775,616 S * 1/2017 Kim D14/250

1 Claim, 7 Drawing Sheets

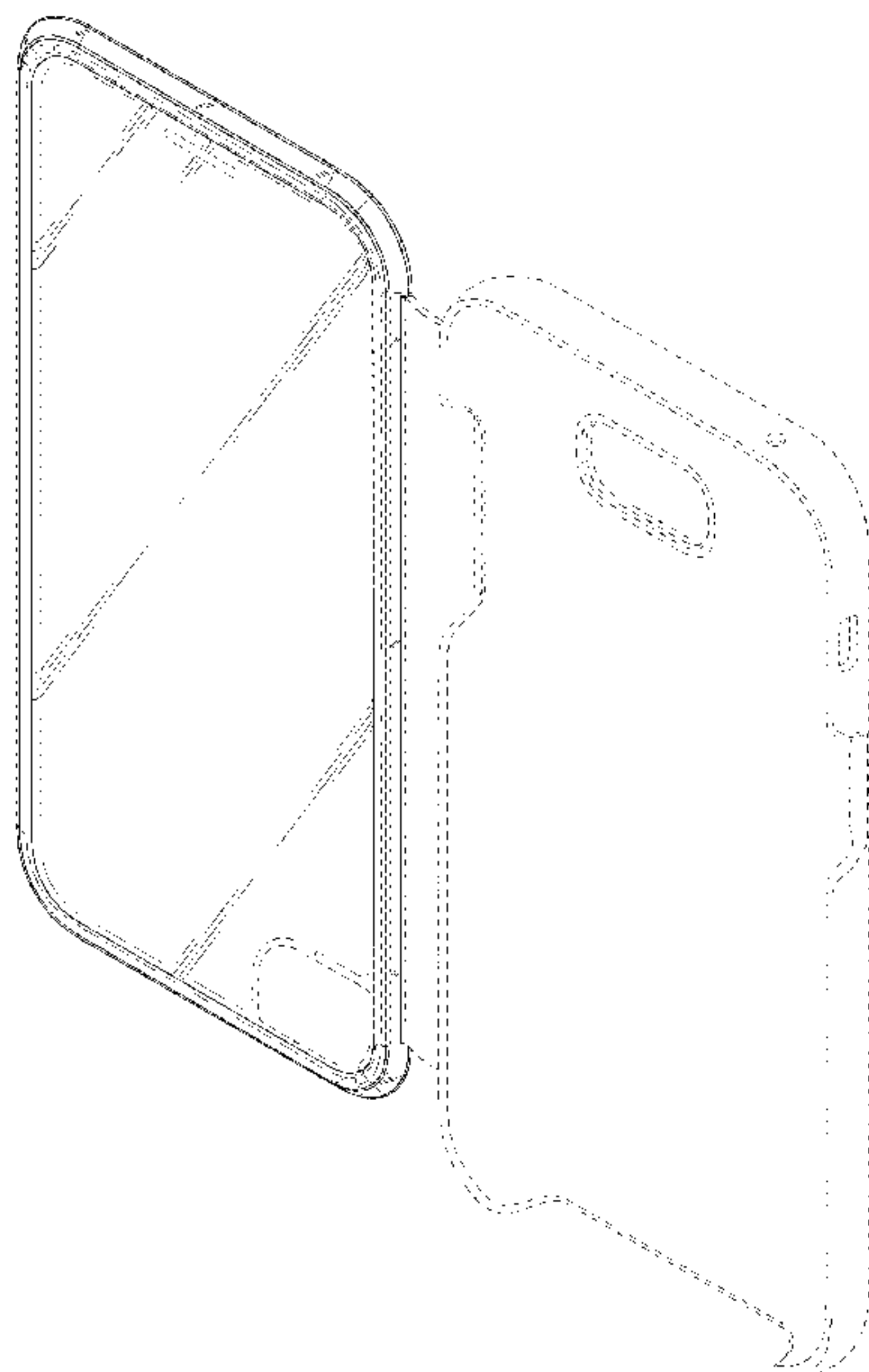


FIG. 1

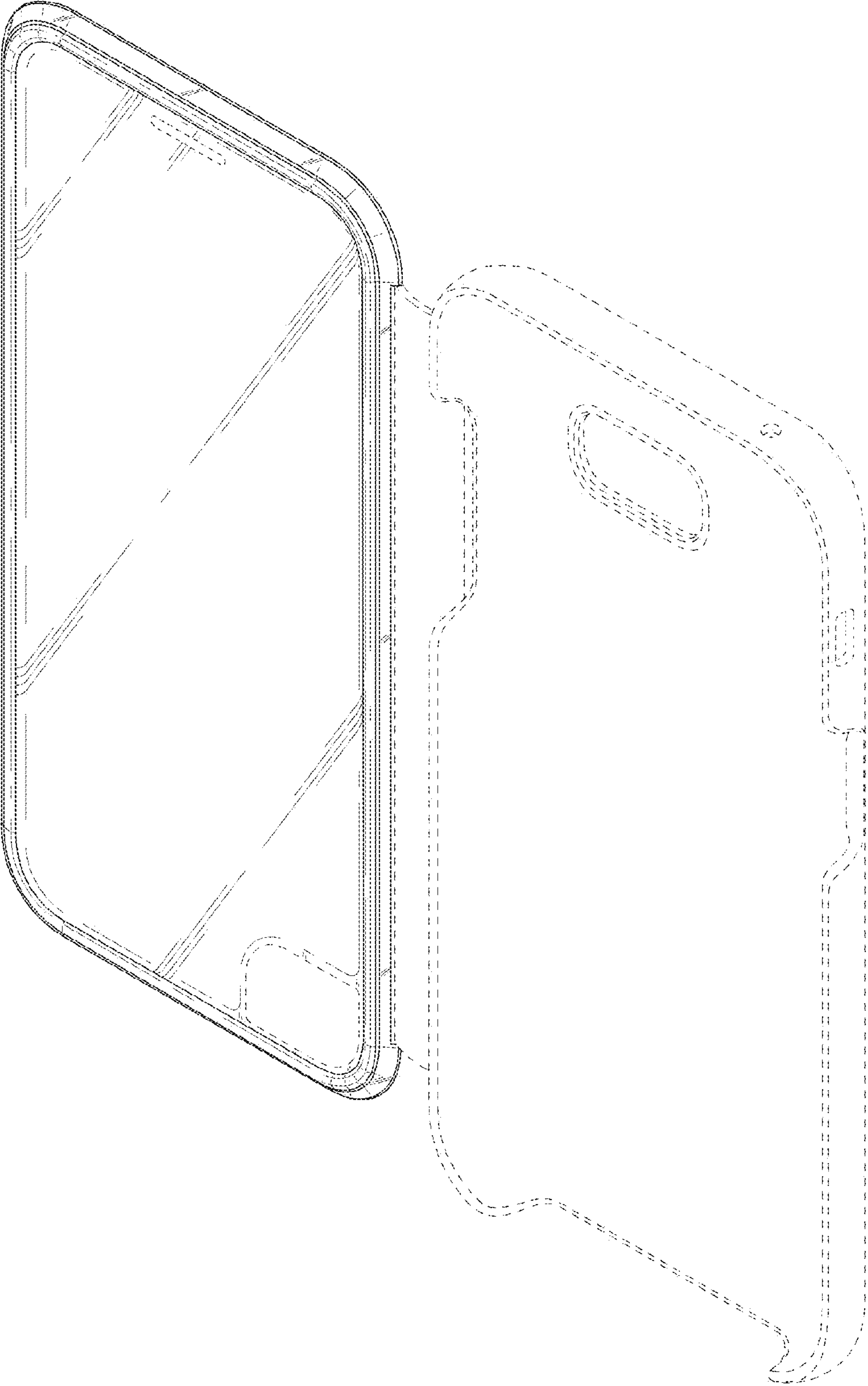


FIG. 2



FIG. 3




FIG. 4




FIG. 5




FIG. 6



FIG. 7

