



US00D895587S

(12) **United States Design Patent** (10) **Patent No.:** **US D895,587 S**  
**Atojoko** (45) **Date of Patent:** **\*\* Sep. 8, 2020**

(54) <b>ANTENNA</b>	5,990,849 A * 11/1999 Salvail ..... H01Q 9/27 343/895
(71) Applicant: <b>Avery Dennison Retail Information Services, LLC</b> , Mentor, OH (US)	D529,000 S * 9/2006 Ishii ..... D13/182 D614,174 S * 4/2010 Gladstone ..... D14/230 D761,736 S * 7/2016 Imai ..... D13/154 D812,598 S * 3/2018 Enguent ..... D14/230
(72) Inventor: <b>Achimugu Alpha Atojoko</b> , Chelmsford (GB)	D826,185 S * 8/2018 Kosugi ..... D13/182 D841,607 S * 2/2019 Sunagawa ..... D13/182 2014/0292610 A1 * 10/2014 Iwahashi ..... H01Q 1/2225 343/867
(73) Assignee: <b>Avery Dennison Retail Information Services, LLC</b> , Mentor, OH (US)	2015/0061833 A1 * 3/2015 Do ..... G06K 19/0715 340/6.11

(\*\*) Term: **15 Years** \* cited by examiner

(21) Appl. No.: **29/710,280** *Primary Examiner* — John Windmuller

(22) Filed: **Oct. 22, 2019**

(51) **LOC (12) Cl.** ..... **14-03**

(52) **U.S. Cl.**  
USPC ..... **D14/230**

(58) **Field of Classification Search**  
USPC ..... D14/230–238, 299, 358; D13/182  
CPC ..... H01Q 1/088; H01Q 3/10; H01Q 21/00;  
H04B 7/0608; A61B 2018/1892  
See application file for complete search history.

(57) **CLAIM**

The ornamental design for an antenna, as shown and described.

**DESCRIPTION**

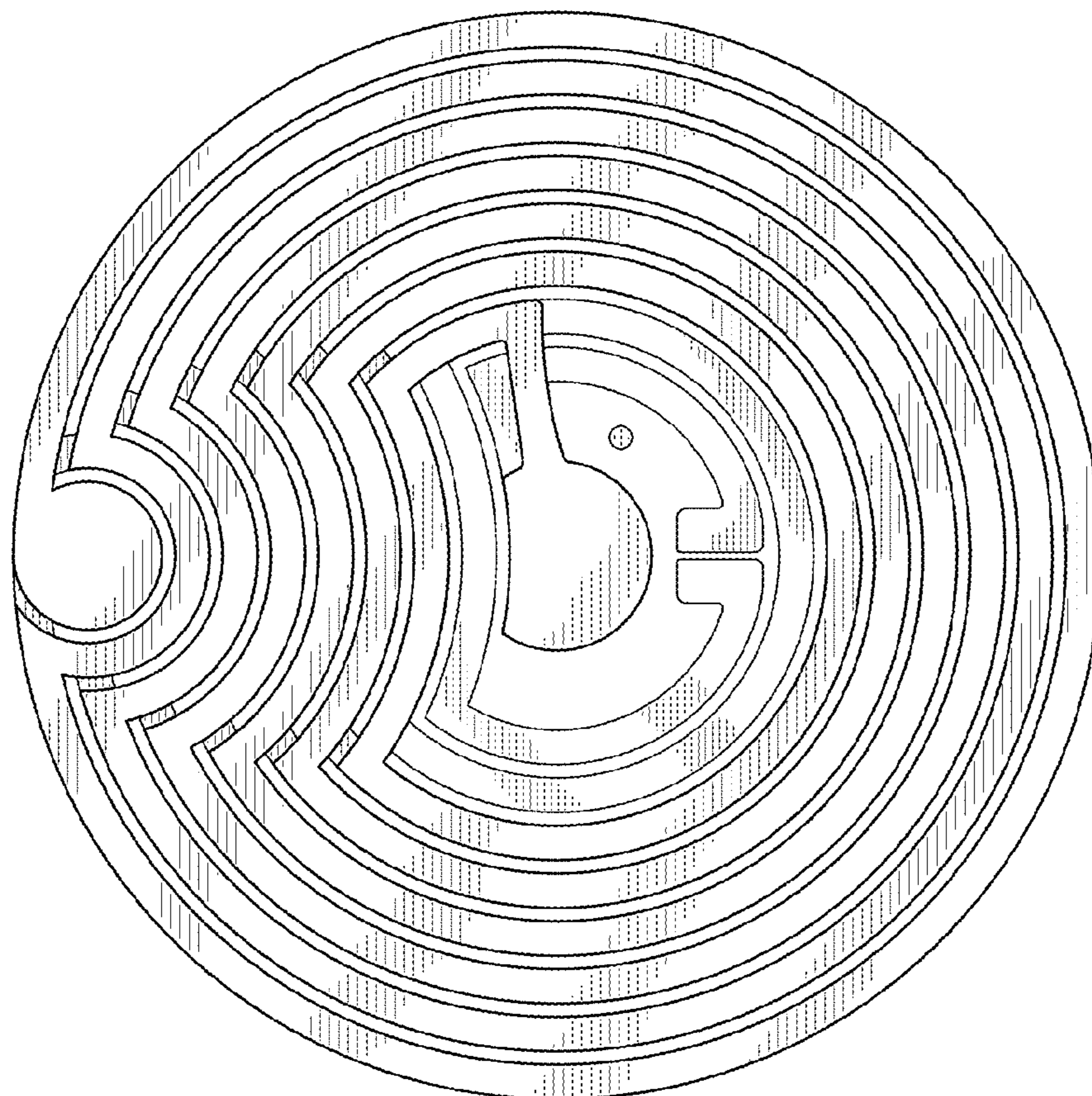
FIG. 1 is an isometric view of an antenna, showing my design; and,  
FIG. 2 is a top view thereof.

(56) **References Cited**

U.S. PATENT DOCUMENTS

4,559,539 A \* 12/1985 Markowitz ..... H01Q 5/40  
343/725

**1 Claim, 2 Drawing Sheets**



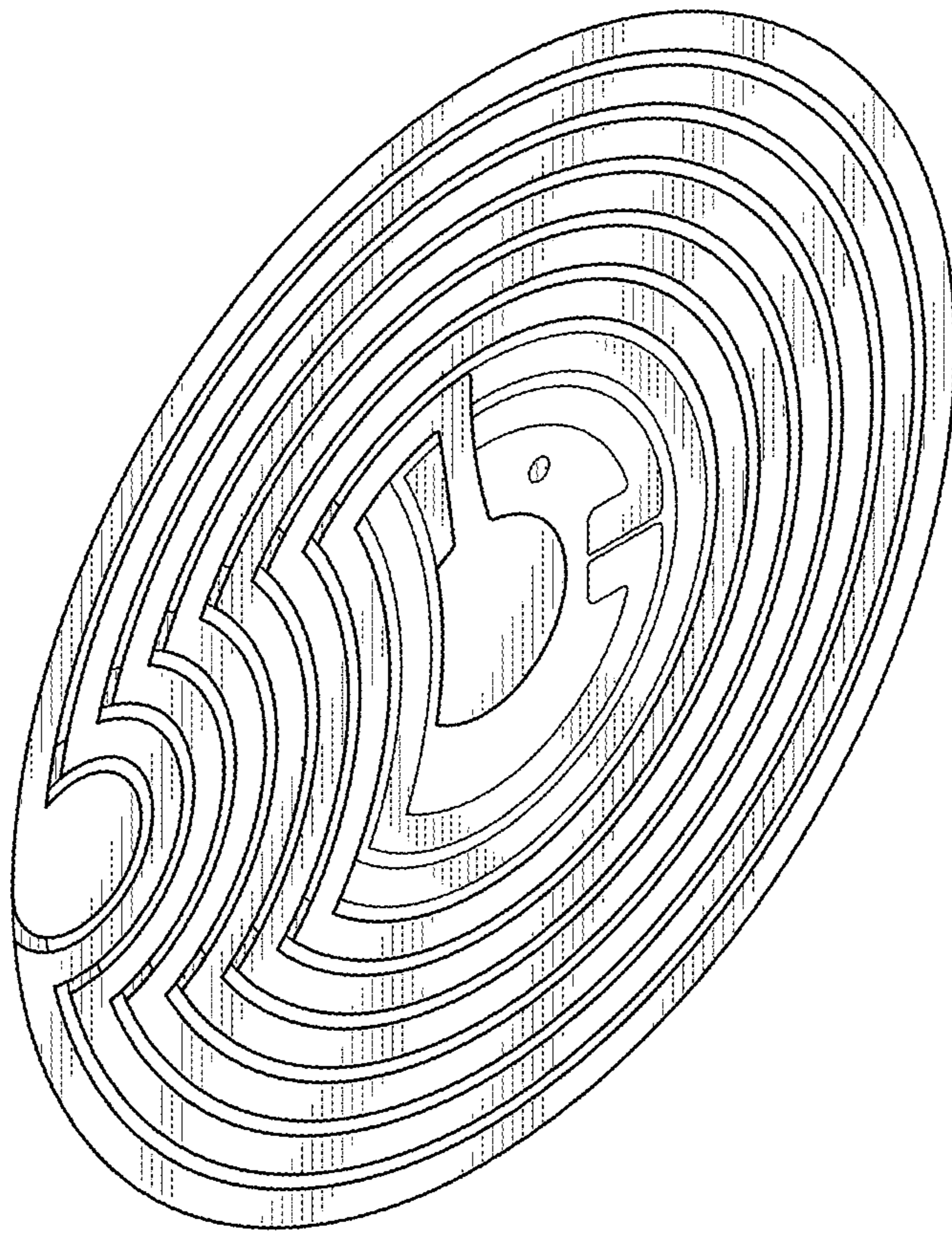


FIG. 1

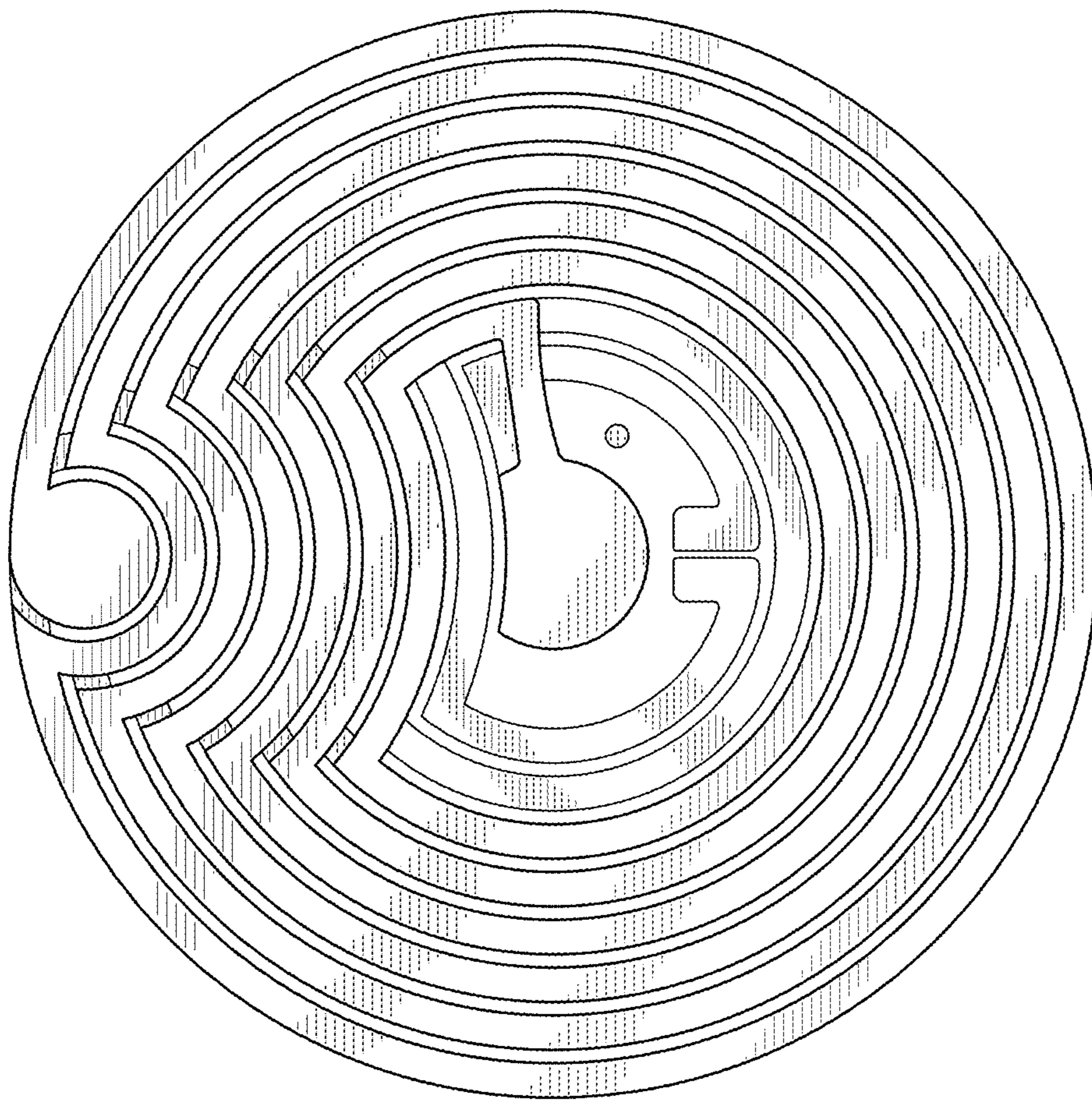


FIG. 2