

US00D895586S

(12) **United States Design Patent**  
**Howard**

(10) **Patent No.:** **US D895,586 S**

(45) **Date of Patent:** **\*\* Sep. 8, 2020**

(54) **ANTENNA**

(71) Applicant: **Avery Dennison Retail Information Services, LLC**, Mentor, OH (US)

(72) Inventor: **Norman Howard**, Ilford (GB)

(73) Assignee: **Avery Dennison Retail Information Services, LLC**, Mentor, OH (US)

(\*\*) Term: **15 Years**

(21) Appl. No.: **29/704,095**

(22) Filed: **Aug. 31, 2019**

(51) **LOC (12) Cl.** ..... **14-03**

(52) **U.S. Cl.**  
USPC ..... **D14/230**

(58) **Field of Classification Search**  
USPC ..... D14/230-238, 299, 358; D13/182  
CPC ..... H01Q 1/088; H01Q 3/10; H01Q 21/00;  
H04B 7/0608; A61B 2018/1892  
See application file for complete search history.

(56) **References Cited**

**U.S. PATENT DOCUMENTS**

D546,822 S \* 7/2007 Oliver ..... D14/230  
D711,859 S \* 8/2014 Man ..... D14/230

D759,635 S \* 6/2016 Forster ..... D14/230  
D822,010 S \* 7/2018 Tkachenko ..... D14/230  
D841,629 S \* 2/2019 Man ..... D14/230  
D864,924 S \* 10/2019 Howard ..... D14/230  
2003/0210200 A1\* 11/2003 McConnell ..... H01Q 1/38  
343/795  
2013/0300611 A1\* 11/2013 Chou ..... H01Q 9/27  
343/700 MS

\* cited by examiner

*Primary Examiner* — John Windmuller


(57) **CLAIM**

The ornamental design for an antenna, as shown and described.

**DESCRIPTION**

FIG. 1 is an isometric view of an antenna, showing my design; and,  
FIG. 2 is a top view thereof.

**1 Claim, 2 Drawing Sheets**



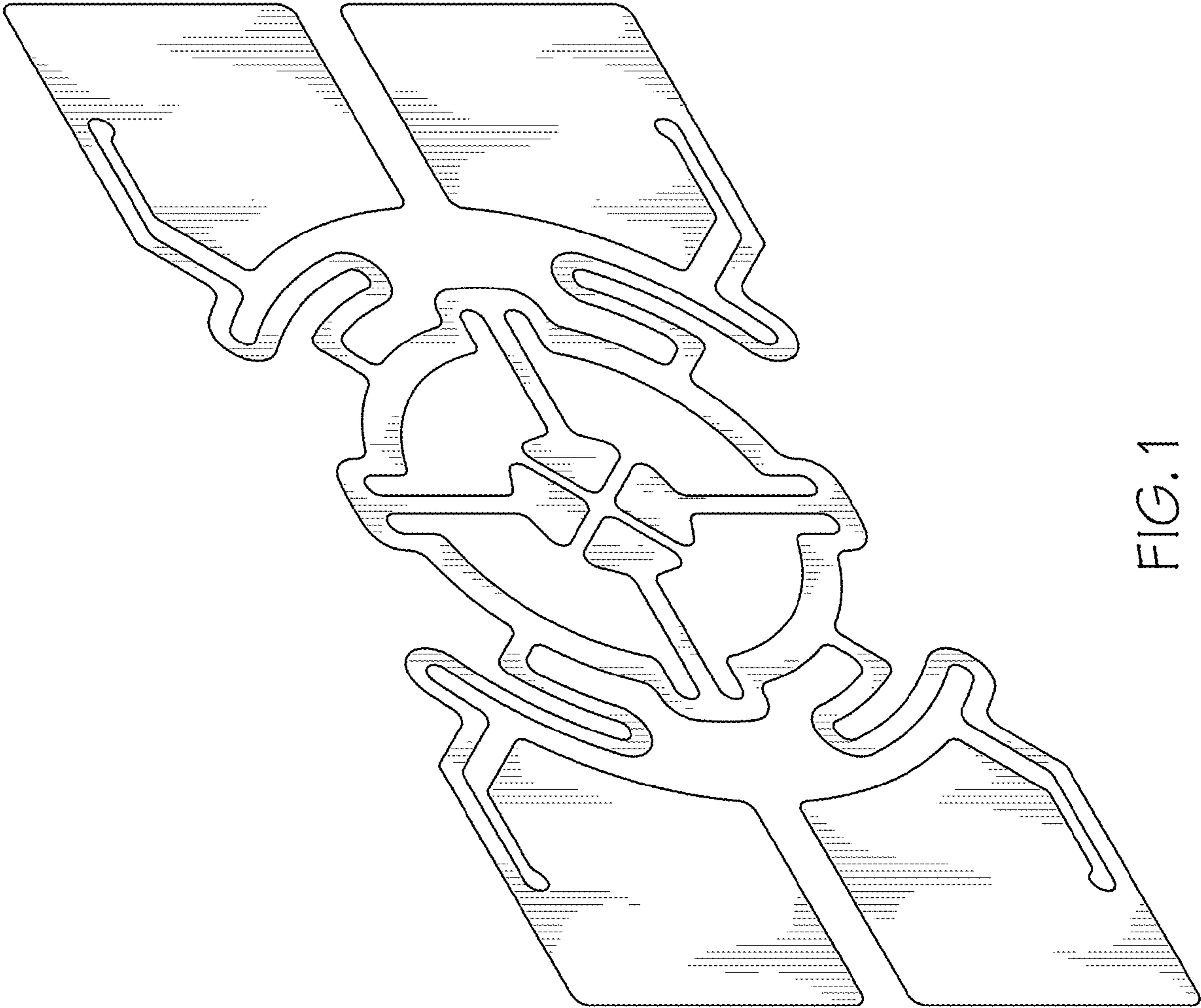


FIG. 1




FIG. 2