



US00D895581S

(12) **United States Design Patent**
Wu

(10) **Patent No.:** **US D895,581 S**
(45) **Date of Patent:** **** Sep. 8, 2020**

- (54) **EARPHONE COMPONENT**
- (71) Applicant: **SHENZHEN XINZHENGYU TECHNOLOGY CO., LTD**, Shenzhen (CN)
- (72) Inventor: **Junhua Wu**, Shenzhen (CN)
- (73) Assignee: **SHENZHEN XINZHENGYU TECHNOLOGY CO., LTD.**, Shenzhen (CN)
- (**) Term: **15 Years**
- (21) Appl. No.: **29/736,113**
- (22) Filed: **May 27, 2020**
- (51) **LOC (12) Cl.** **14-01**
- (52) **U.S. Cl.**
USPC **D14/223**
- (58) **Field of Classification Search**
USPC D14/223, 205; D24/174, 182; 181/135; 381/380, 381, 72, 313, 371, 328; 455/90.3, 575.1, 569.1
CPC H04R 1/10; H04R 25/00; H04R 25/02; H04R 1/1016; H04R 1/1066; H04R 1/105; H04R 1/1091; H04R 1/1083; H04R 1/028; A61F 11/10; A61B 7/02
See application file for complete search history.

- D470,123 S * 2/2003 Hlas D14/205
- D470,128 S * 2/2003 Hlas D14/205
- 6,690,807 B1 * 2/2004 Meyer G02C 5/143
2/12
- 6,772,853 B2 * 8/2004 Yang H04R 1/1066
181/129
- 7,340,221 B2 * 3/2008 Wikel H04B 1/385
455/41.2

(Continued)

FOREIGN PATENT DOCUMENTS

- EM 001476998-0001 * 5/2020
- EM 001476998-0002 * 5/2020
- WO 092711-002 * 8/2016

Primary Examiner — Paula Allen Greene

(57) **CLAIM**

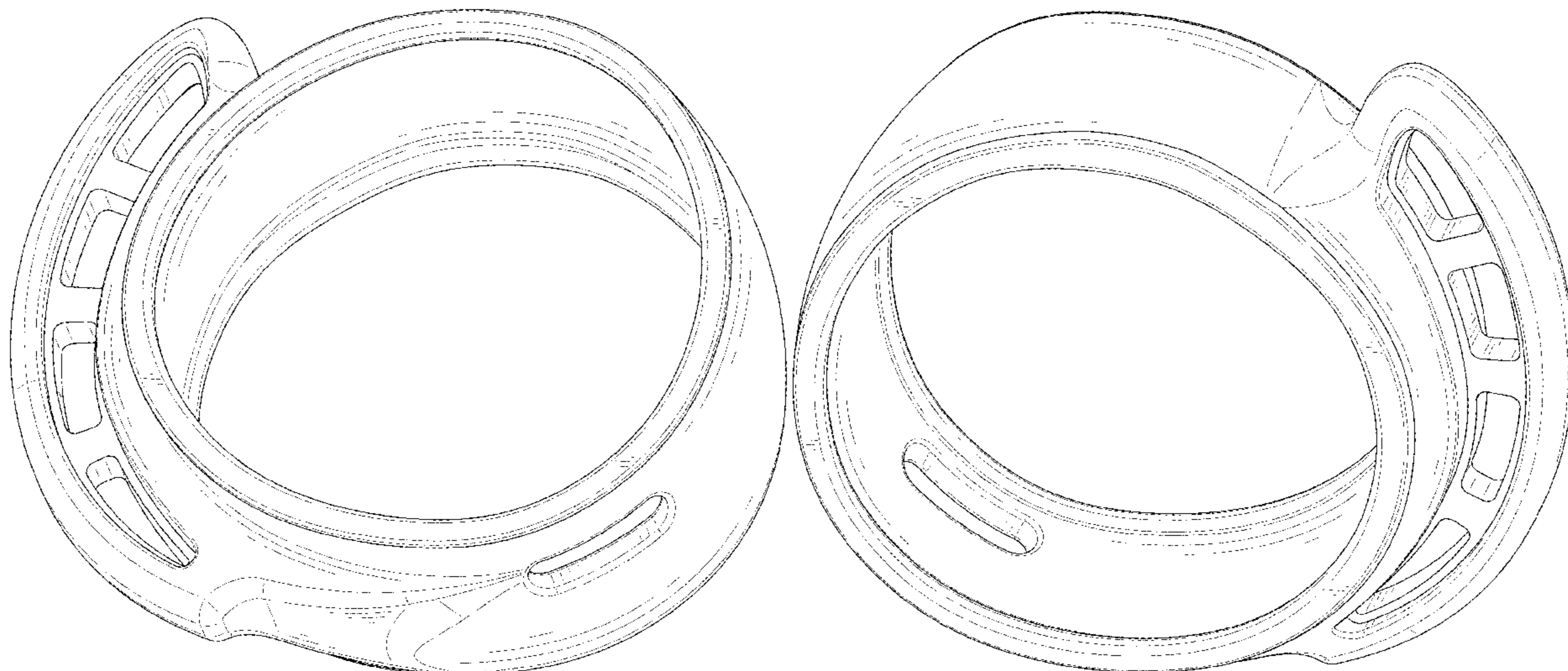
The ornamental design for an earphone component, as shown and described.

DESCRIPTION

FIG. 1 is a perspective view of a first embodiment of an earphone component showing my new design;
 FIG. 2 is another perspective view thereof;
 FIG. 3 is a front elevational view thereof;
 FIG. 4 is a rear elevational view thereof;
 FIG. 5 is a left side elevational view thereof;
 FIG. 6 is a right side elevational view thereof;
 FIG. 7 is a top plan view thereof;
 FIG. 8 is a bottom plan view thereof;
 FIG. 9 is a perspective view of a second embodiment of the earphone component showing my new design;
 FIG. 10 is another perspective view thereof;
 FIG. 11 is a front elevational view thereof;
 FIG. 12 is a rear elevational view thereof;
 FIG. 13 is a left side elevational view thereof;
 FIG. 14 is a right side elevational view thereof;
 FIG. 15 is a top plan view thereof; and,
 FIG. 16 is a bottom plan view thereof.

1 Claim, 16 Drawing Sheets

- (56) **References Cited**
U.S. PATENT DOCUMENTS
1,953,437 A * 4/1934 Schier A61F 11/00
181/135
2,377,739 A * 6/1945 Wyckoff H04R 25/652
181/132
2,606,255 A * 8/1952 Tullis H04M 1/05
379/446
4,020,297 A * 4/1977 Brodie H04M 1/05
379/430
D470,122 S * 2/2003 Hlas D14/205



(56)

References Cited

U.S. PATENT DOCUMENTS

7,346,180 B2 * 3/2008 Ham H04R 1/105
 381/370
 D604,273 S * 11/2009 Tamura D14/223
 D618,218 S * 6/2010 Burgett D14/223
 D618,219 S * 6/2010 Burgett D14/223
 D621,817 S * 8/2010 Brickstad D14/223
 D622,265 S * 8/2010 Rye D14/223
 D622,704 S * 8/2010 Fahrendorff D14/223
 D622,705 S * 8/2010 Fahrendorff D14/223
 D628,990 S * 12/2010 Pedersen D14/223
 D640,670 S * 6/2011 Rye D14/223
 D641,737 S * 7/2011 Krauss D14/223
 D644,212 S * 8/2011 Quek D14/223
 D644,213 S * 8/2011 Quek D14/223
 D645,458 S * 9/2011 Silvestri H04R 1/1016
 D14/223
 D647,514 S * 10/2011 Wikel D14/223
 8,090,418 B2 * 1/2012 Thiel H04M 1/6066
 455/575.2
 D655,693 S * 3/2012 Silvestri D14/223
 D664,124 S * 7/2012 Smith D14/223
 D672,043 S * 12/2012 Larsen D24/174
 D672,044 S * 12/2012 Larsen D24/174
 D699,215 S * 2/2014 Koch D14/205
 8,737,669 B2 * 5/2014 Monahan H04R 1/1058
 381/380
 D707,201 S * 6/2014 Arjomand H04R 25/652
 D14/205
 D712,383 S * 9/2014 McNamara D14/223
 D712,880 S * 9/2014 Lin D14/223
 D716,770 S * 11/2014 Bonahoom D14/223
 D721,351 S * 1/2015 Liu D14/205
 D725,636 S * 3/2015 McNamara D14/223
 D726,694 S * 4/2015 Behar D14/223
 D732,008 S * 6/2015 Akana H04R 1/10
 D14/223
 D742,362 S * 11/2015 Bonahoom D14/223

D743,948 S * 11/2015 Crawford D14/223
 D744,456 S * 12/2015 Pedersen D14/223
 D750,600 S * 3/2016 Crawford D14/223
 D754,638 S * 4/2016 Krissman D14/223
 D755,158 S * 5/2016 Lee D14/205
 D770,413 S * 11/2016 Son D14/205
 D770,425 S * 11/2016 Son D14/223
 D770,426 S * 11/2016 LaBerge H04R 1/1058
 D14/223
 D773,440 S * 12/2016 Pedersen D14/223
 D773,441 S * 12/2016 Pedersen D14/223
 D774,021 S * 12/2016 Pedersen D14/223
 D779,461 S * 2/2017 Smith D14/223
 D780,157 S * 2/2017 Uggla D14/205
 9,774,963 B1 * 9/2017 Han H04R 1/105
 D828,825 S * 9/2018 Samrelius D14/223
 D832,240 S * 10/2018 Birger D14/223
 D835,077 S * 12/2018 Aoyagi D14/223
 D838,693 S * 1/2019 Fu D14/223
 D842,352 S * 3/2019 Si D15/145
 D843,352 S * 3/2019 Lee D14/223
 D847,124 S * 4/2019 Smith D14/223
 D859,368 S * 9/2019 Huang D14/223
 D860,172 S * 9/2019 Yun D14/223
 D860,975 S * 9/2019 Briggs D14/223
 D862,423 S * 10/2019 Birger D14/223
 D866,532 S * 11/2019 Zhang D14/223
 D869,444 S * 12/2019 Tang D14/223
 D870,079 S * 12/2019 Yun D14/223
 D871,374 S * 12/2019 Karayiannis D14/223
 D872,060 S * 1/2020 Briggs D14/223
 D881,163 S * 4/2020 Duddy D14/223
 D881,164 S * 4/2020 Luo D14/223
 D881,165 S * 4/2020 Lee D14/223
 D881,166 S * 4/2020 Lee D14/223
 D883,262 S * 5/2020 Wu D14/223
 2014/0119589 A1 * 5/2014 Wyzisk H04R 1/105
 381/380
 2018/0310089 A1 * 10/2018 Yun H04R 1/105

* cited by examiner

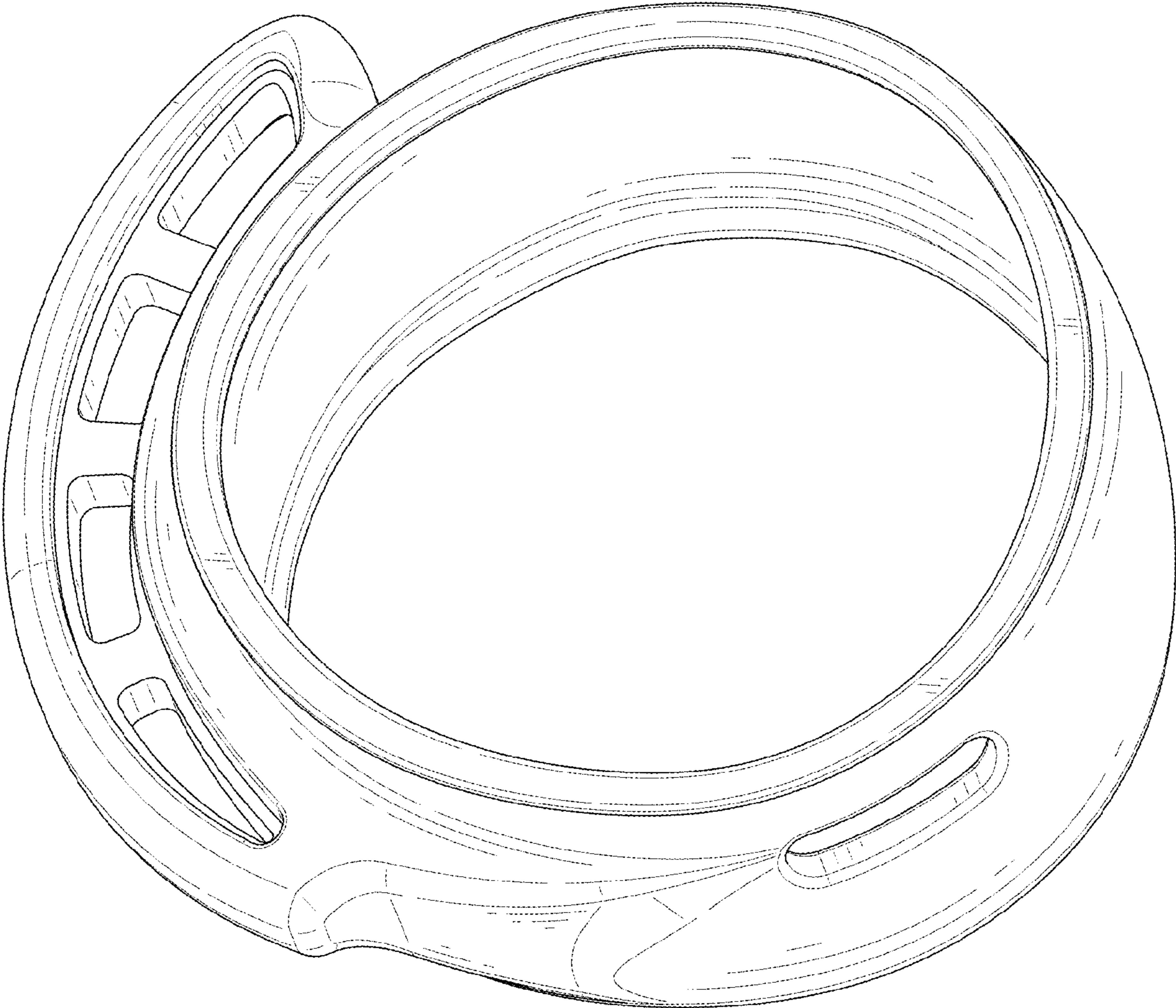


FIG. 1

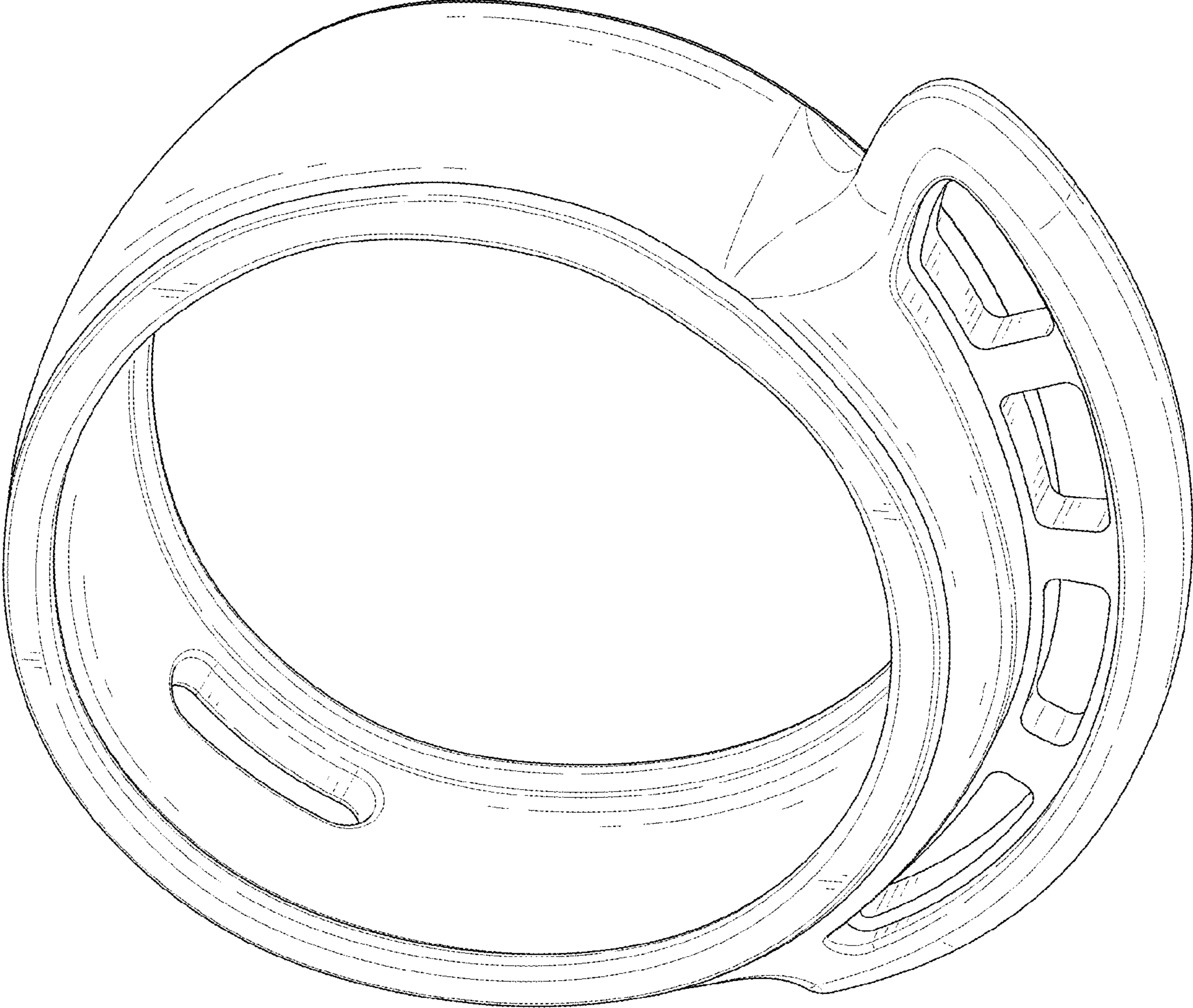


FIG. 2

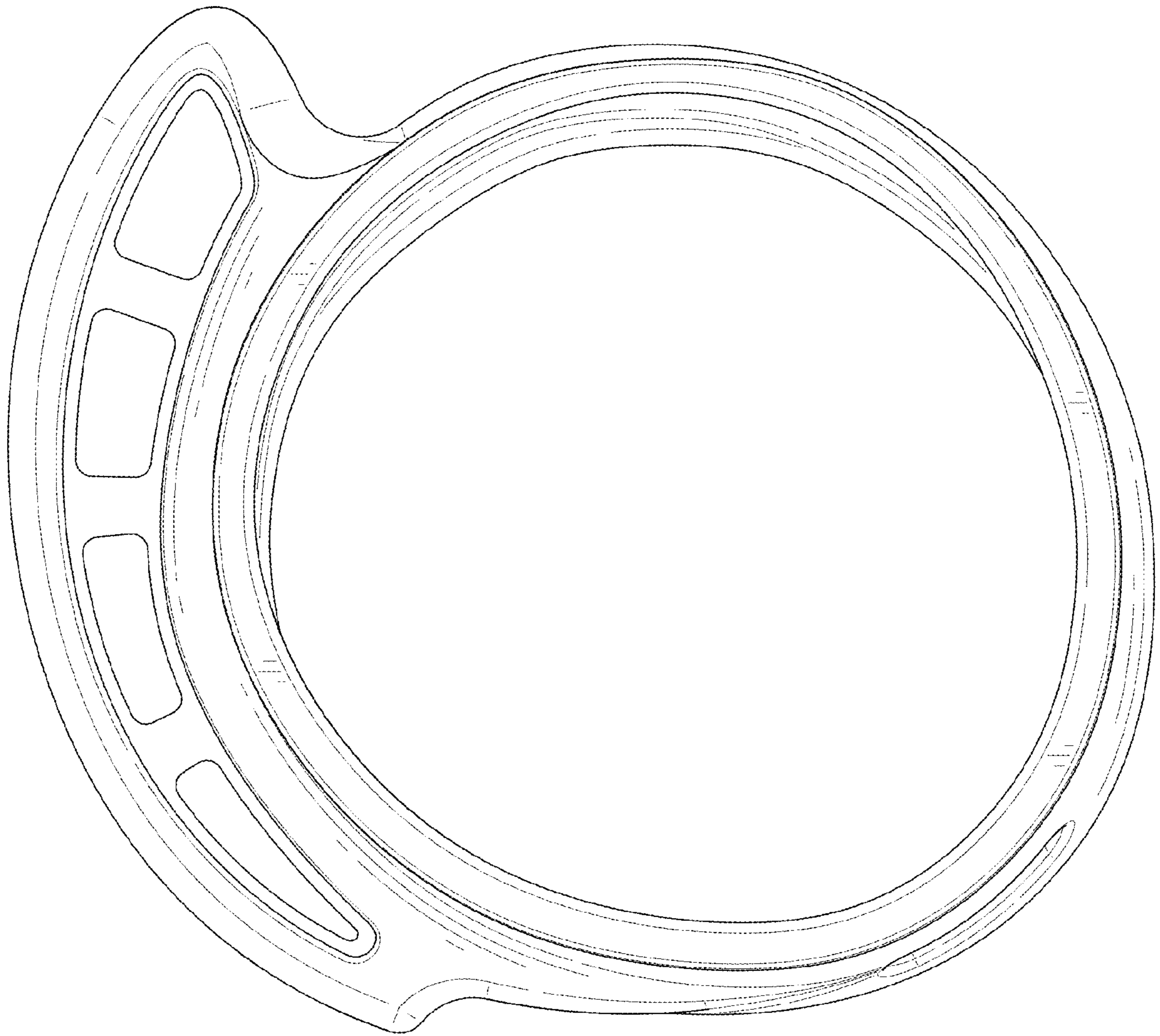


FIG. 3

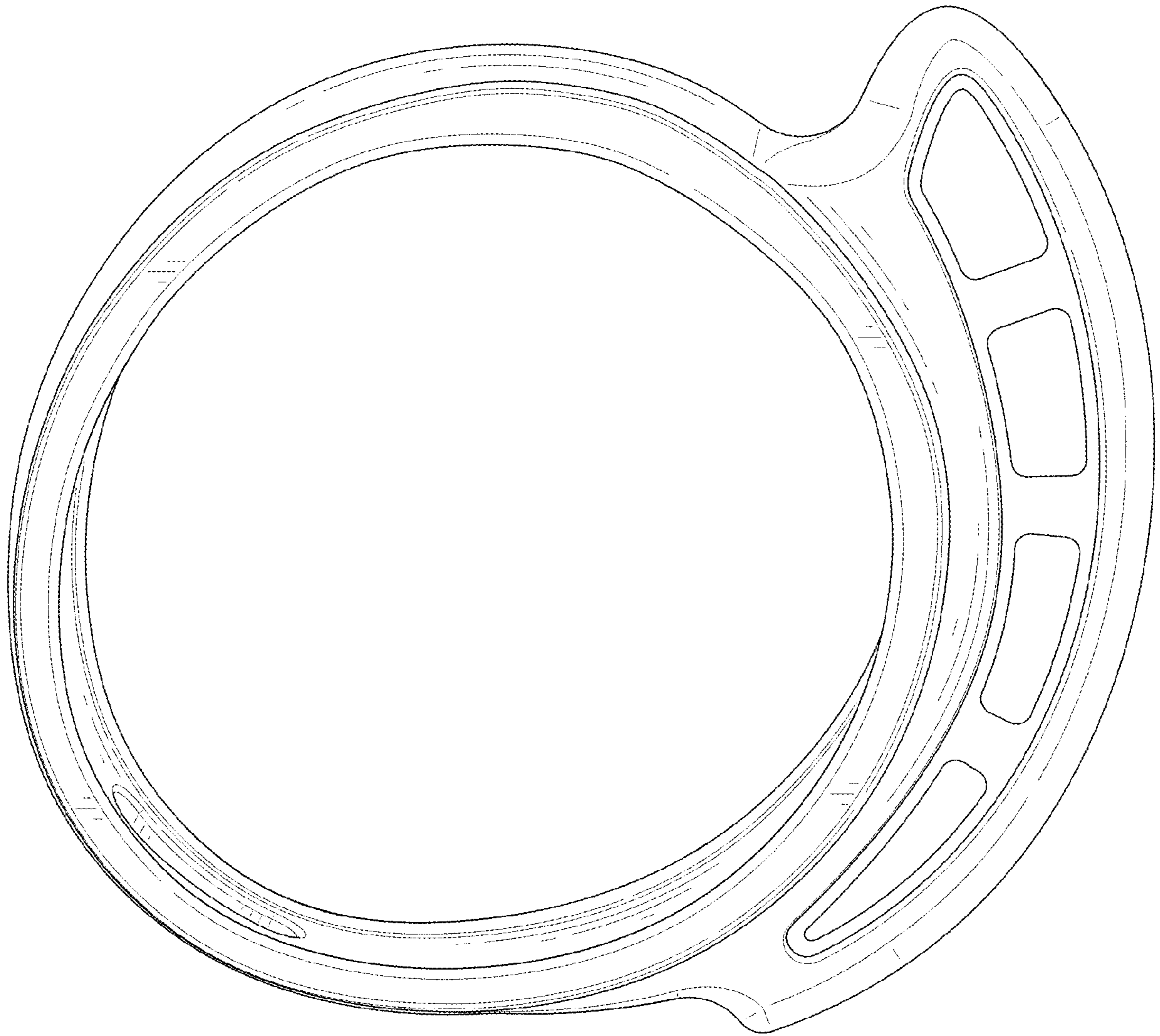


FIG. 4




FIG. 5




FIG. 6




FIG. 7

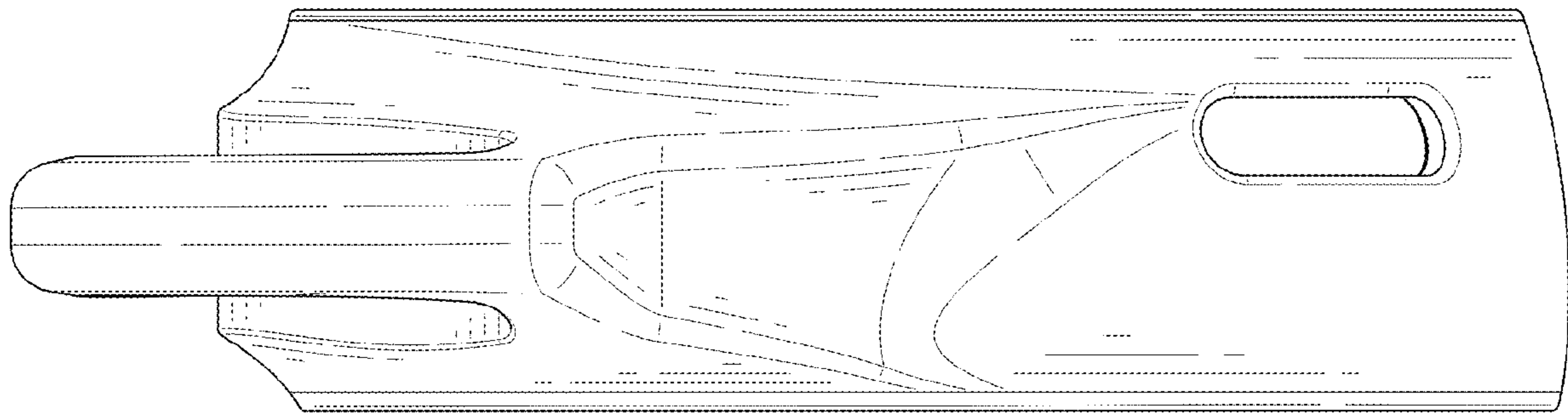


FIG. 8

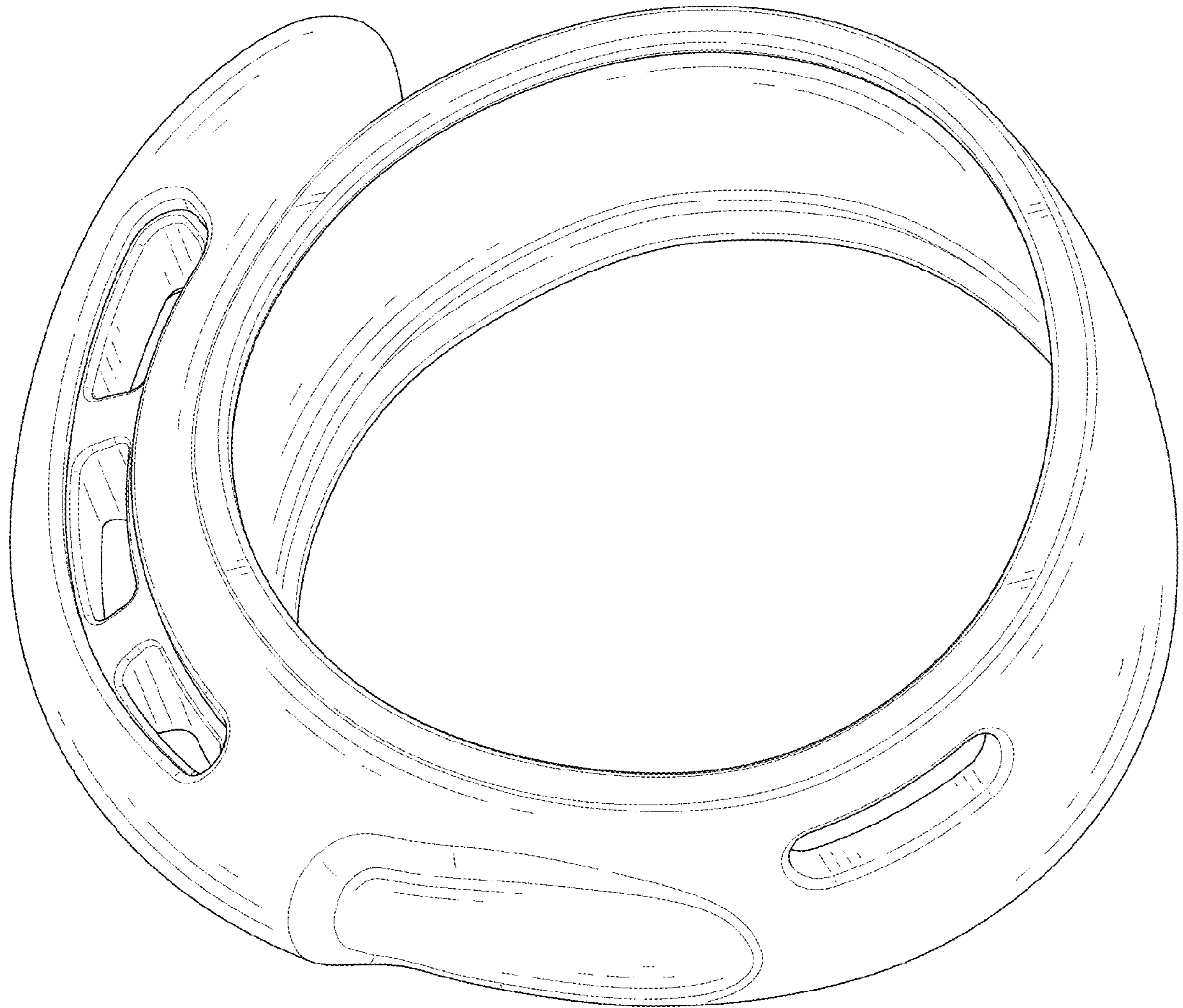


FIG. 9

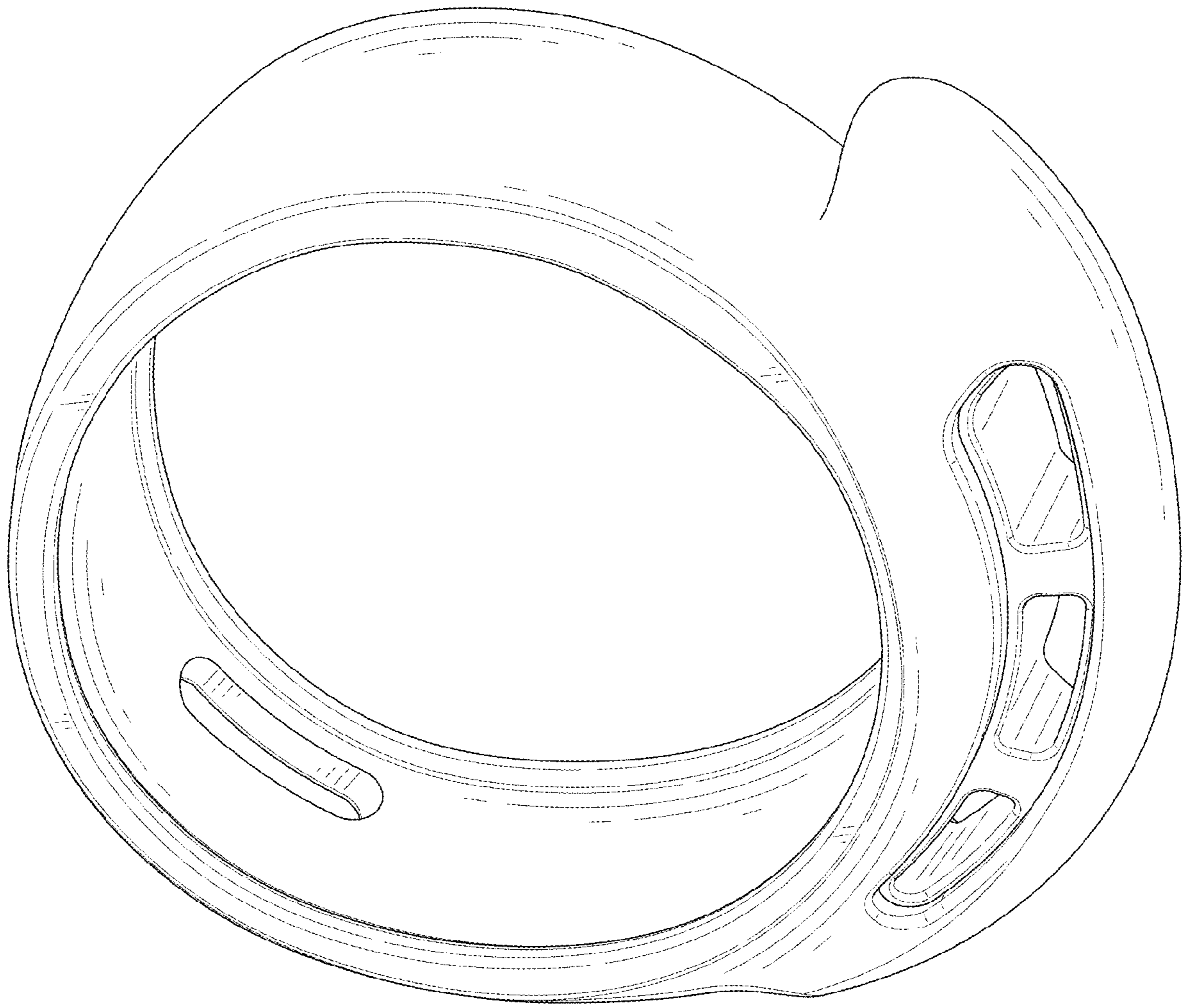


FIG. 10

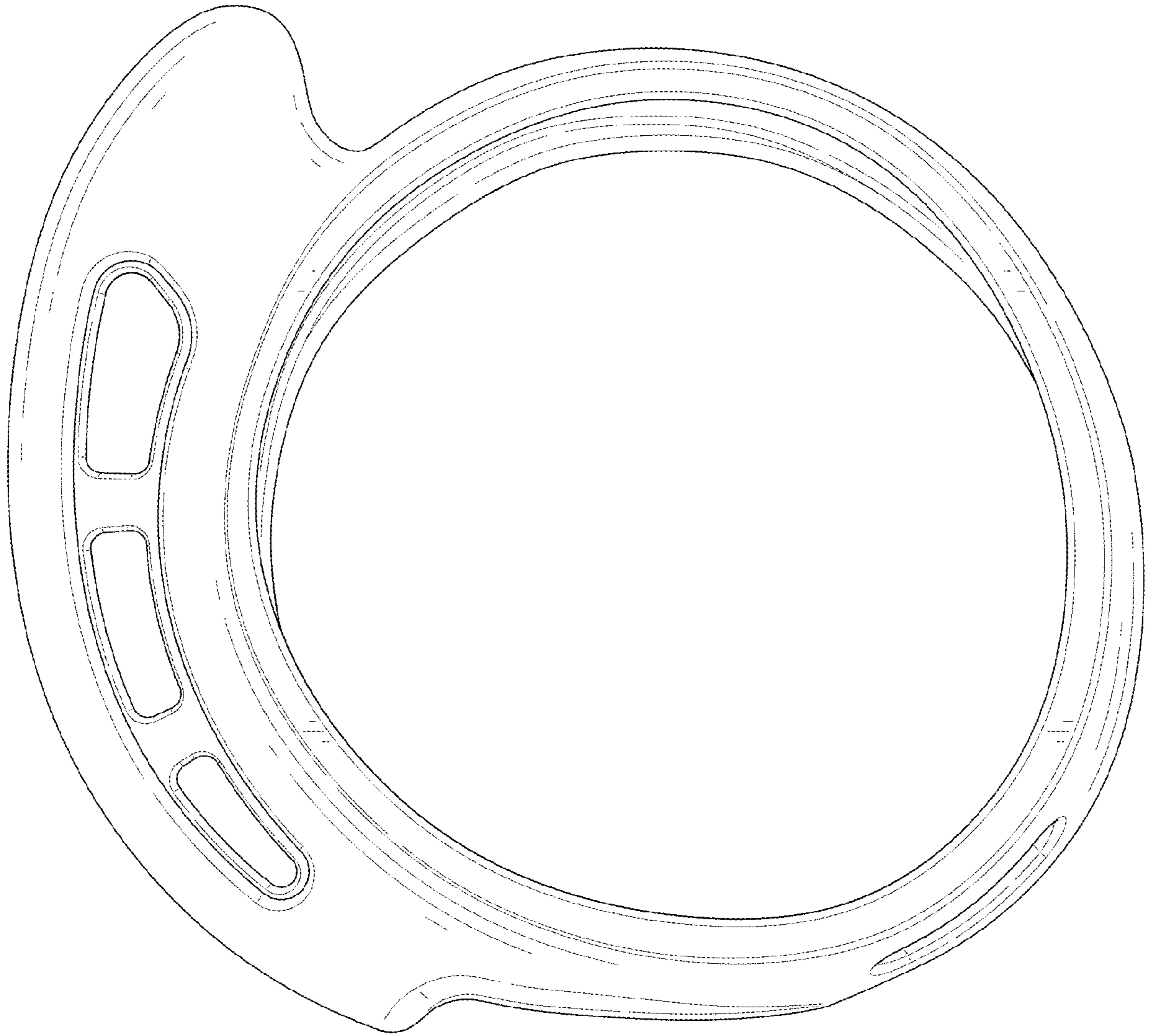


FIG. 11

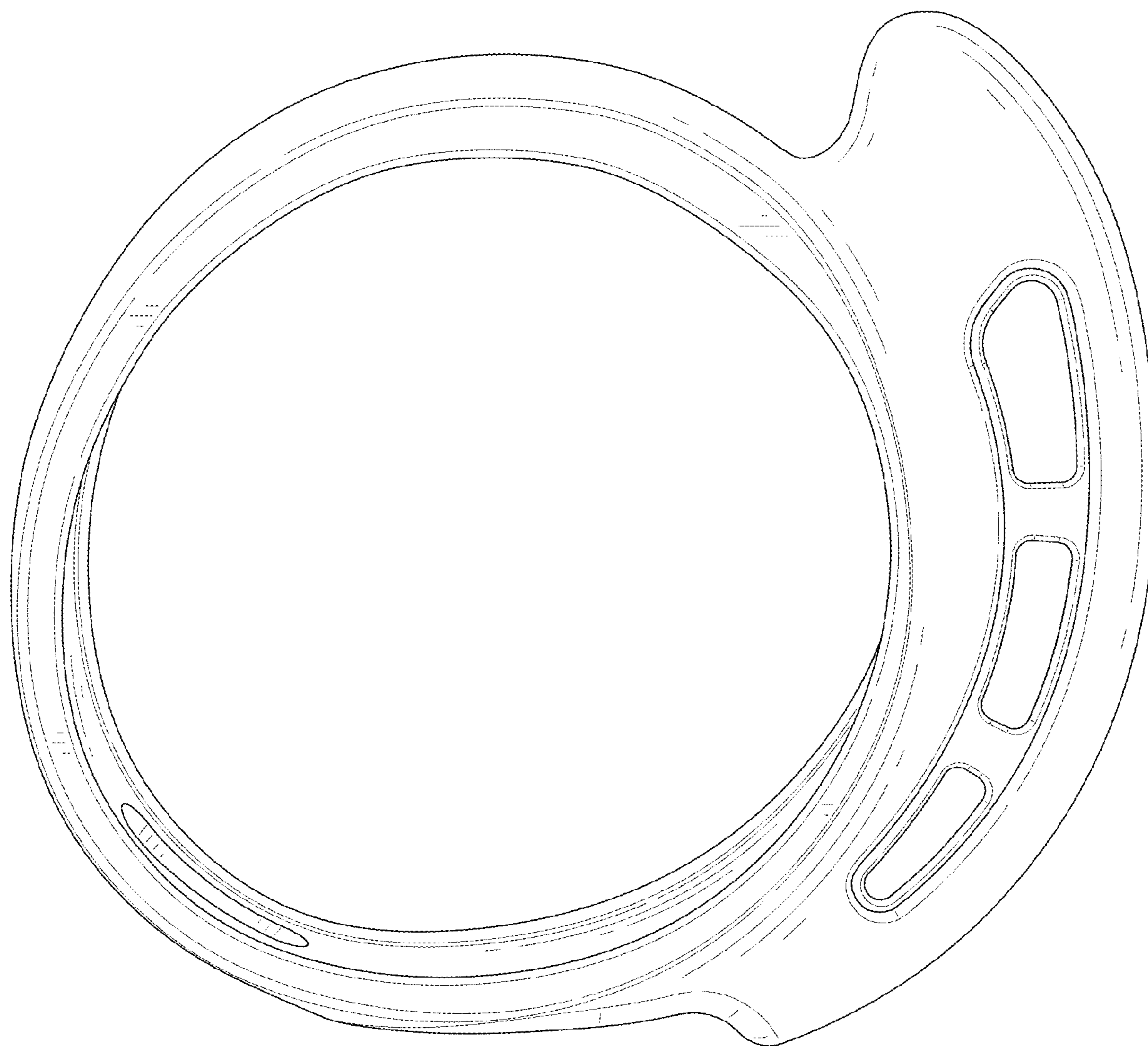


FIG. 12

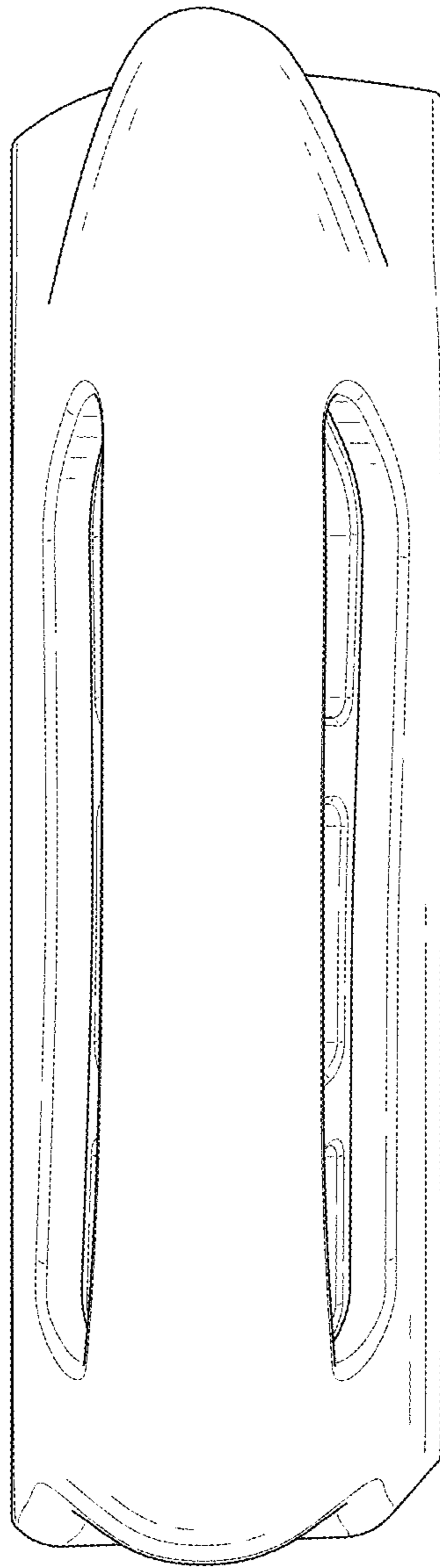


FIG. 13




FIG. 14




FIG. 15

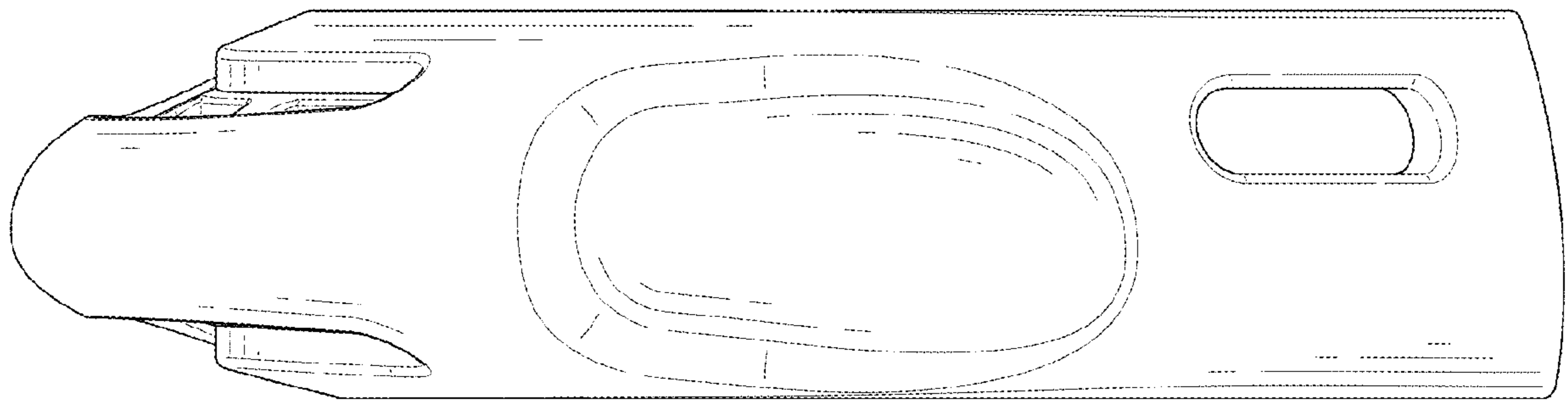


FIG. 16