



US00D895578S

(12) **United States Design Patent**
Yang

(10) **Patent No.:** **US D895,578 S**
(45) **Date of Patent:** **** Sep. 8, 2020**

(54) **WIRELESS EARPHONE**
(71) Applicant: **Shenzhen Ginto E-Commerce Co., Limited**, Shenzhen (CN)
(72) Inventor: **Yong Yang**, Shenzhen (CN)
(73) Assignee: **SHENZHEN GINTO E-COMMERCE CO., LIMITED**, Shenzhen (CN)
(**) Term: **15 Years**
(21) Appl. No.: **29/689,404**

(22) Filed: **Apr. 30, 2019**
(51) **LOC (12) Cl.** **14-01**
(52) **U.S. Cl.**
USPC **D14/223**
(58) **Field of Classification Search**
USPC D14/223, 205; D24/174; 128/864, 865, 128/866; 380/380, 381, 160; 455/90.3, 455/575.1, 569.1; D13/107, 108
CPC H04R 1/10; H04R 25/00; H04R 25/02; H04R 1/1066; H04R 1/1016; H04R 5/033; H04R 1/1091
See application file for complete search history.

(56) **References Cited**
U.S. PATENT DOCUMENTS
D207,206 S * 3/1967 Geib D24/174
4,736,430 A * 4/1988 Schroder H04R 25/656
381/322
4,969,534 A * 11/1990 Kolpe H04R 25/456
181/130
D473,217 S * 4/2003 Rivera D14/223
6,738,487 B1 * 5/2004 Nageno H04R 1/1016
381/322
D512,982 S * 12/2005 Rodarte D14/205
7,003,127 B1 * 2/2006 Sjursen H04R 19/016
381/322

7,010,137 B1 * 3/2006 Leedom A61B 5/6817
381/328
D519,108 S * 4/2006 Yang D14/223
7,092,543 B1 * 8/2006 Mahoney H04R 25/65
381/322
7,113,611 B2 * 9/2006 Leedom H04R 25/65
381/322
D532,770 S * 11/2006 Engstrom D14/205
D549,222 S * 8/2007 Huang A61F 11/08
D14/223
D574,361 S * 8/2008 Sasaki D14/205
D591,721 S * 5/2009 Densho D14/205
D591,722 S * 5/2009 Densho D14/205
D602,905 S * 10/2009 Morisawa D14/205
D603,380 S * 11/2009 Hutchieson D14/223
D605,182 S * 12/2009 Fagnot D14/223

(Continued)

FOREIGN PATENT DOCUMENTS

EM 007474283-0001 * 1/2020
EM 007833553-0001 * 4/2020

Primary Examiner — Paula Allen Greene

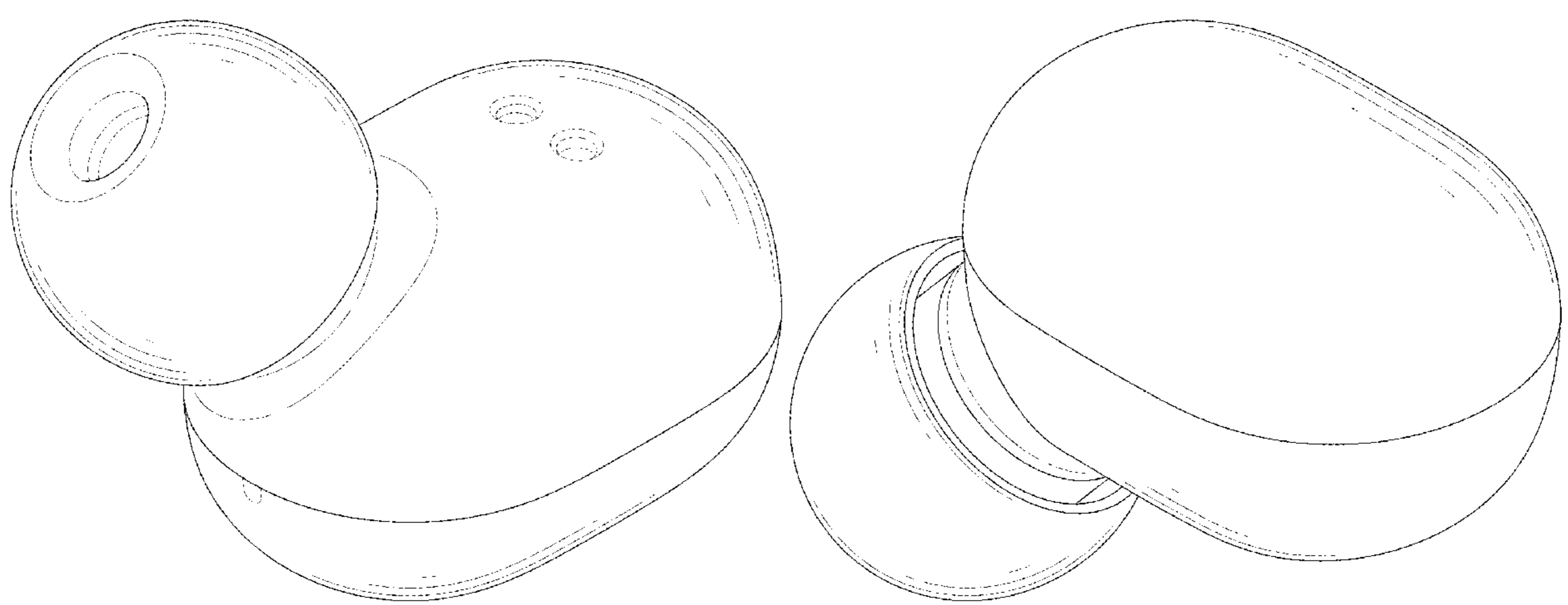
(57) **CLAIM**

The ornamental design for a wireless earphone, as shown and described.

DESCRIPTION

FIG. 1 is a perspective view of the wireless earphone showing my new design;
FIG. 2 is another perspective view thereof;
FIG. 3 is a front elevational view thereof;
FIG. 4 is a rear elevational view thereof;
FIG. 5 is a left side elevational view thereof;
FIG. 6 is a right side elevational view thereof;
FIG. 7 is a top plan view thereof; and,
FIG. 8 is a bottom plan view thereof.
The broken lines illustrate portions of the wireless earphone that are for illustrative purposes only and form no part of the claimed design.

1 Claim, 8 Drawing Sheets



(56)

References Cited

U.S. PATENT DOCUMENTS

D619,122 S * 7/2010 Nomura D14/223
 D621,389 S * 8/2010 Nagayama D14/223
 D627,766 S * 11/2010 Arimoto D14/223
 D637,183 S * 5/2011 March D14/223
 D641,739 S * 7/2011 Huang D14/223
 D649,957 S * 12/2011 Fahrendorff D14/223
 D687,417 S * 8/2013 Koss D14/223
 D705,758 S * 5/2014 Drambarean H04R 25/00
 D705,760 S * 5/2014 Drambarean H04R 25/00
 D719,139 S * 12/2014 Henry D14/223
 D733,103 S * 6/2015 Jeong D14/224
 D764,445 S * 8/2016 Czaniecki D14/223
 D775,609 S * 1/2017 Lee D14/223
 D777,710 S * 1/2017 Palmborg D14/223
 D794,614 S * 8/2017 Xu D14/223
 D800,097 S * 10/2017 Chen D14/223
 D804,445 S * 12/2017 Golnik D14/205
 D806,879 S * 1/2018 Horbinski D24/174
 D810,054 S * 2/2018 Yuan D14/223

D845,932 S * 4/2019 Lu D14/223
 D846,532 S * 4/2019 Xiao D14/223
 D862,422 S * 10/2019 Lindenberger D14/223
 D868,752 S * 12/2019 Zhu D14/223
 D879,074 S * 3/2020 Komiya D14/223
 D883,258 S * 5/2020 Wu D14/223
 D889,441 S * 7/2020 Lin D14/223
 2011/0031060 A1* 2/2011 Epping H04R 1/2803
 181/135
 2011/0034218 A1* 2/2011 Sung H04R 1/2842
 455/569.1
 2011/0155147 A1* 6/2011 McIntosh H04R 25/656
 128/864
 2011/0228947 A1* 9/2011 Killion A61F 11/08
 381/72
 2012/0114160 A1* 5/2012 Lin H04R 1/1091
 381/380
 2013/0259286 A1* 10/2013 Chung H04R 1/1016
 381/380
 2015/0382099 A1* 12/2015 Chu H04R 1/2811
 381/370
 2017/0264986 A1* 9/2017 Hsieh H04R 1/1033
 2018/0035193 A1* 2/2018 Tsubone H04R 1/10

* cited by examiner

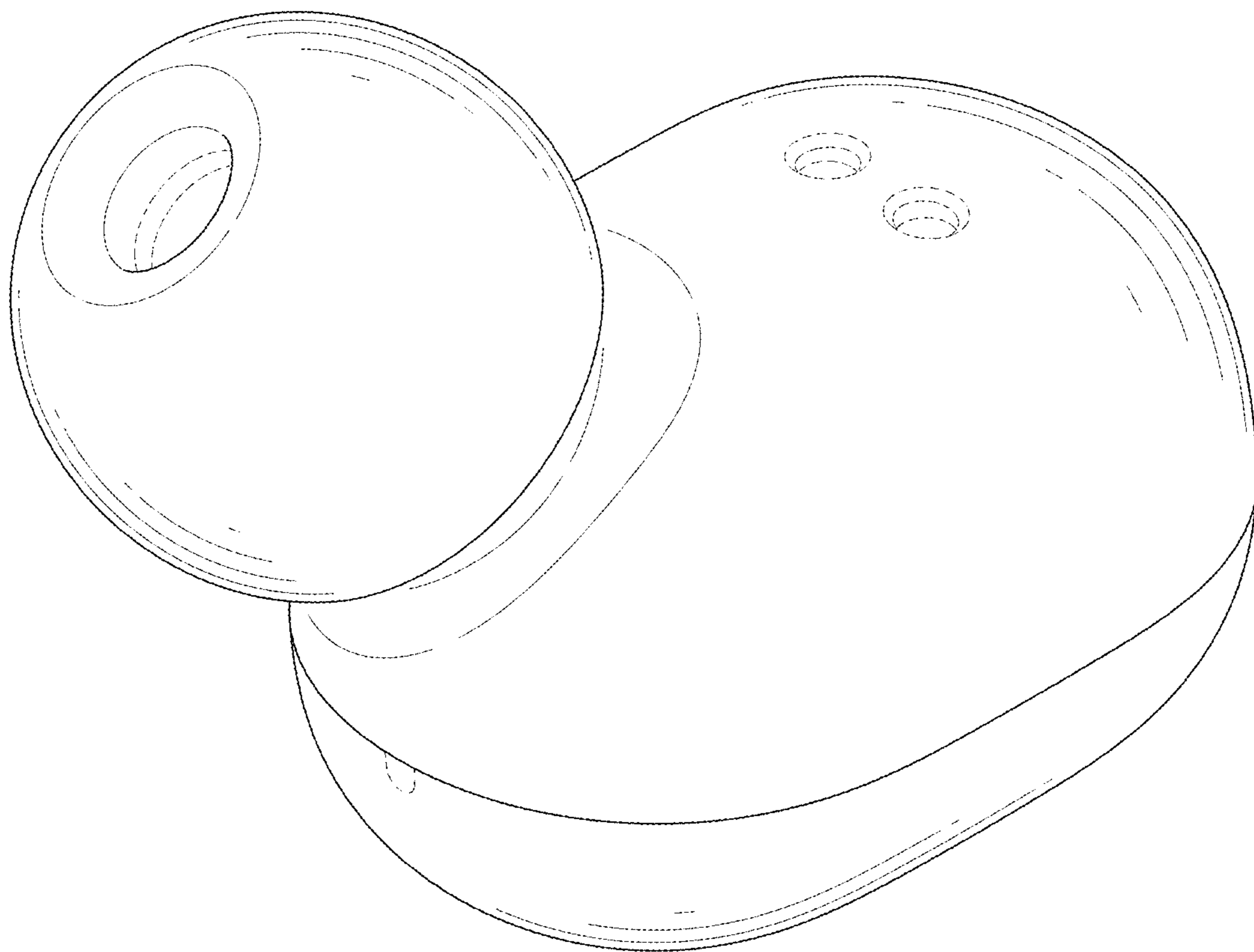


FIG. 1

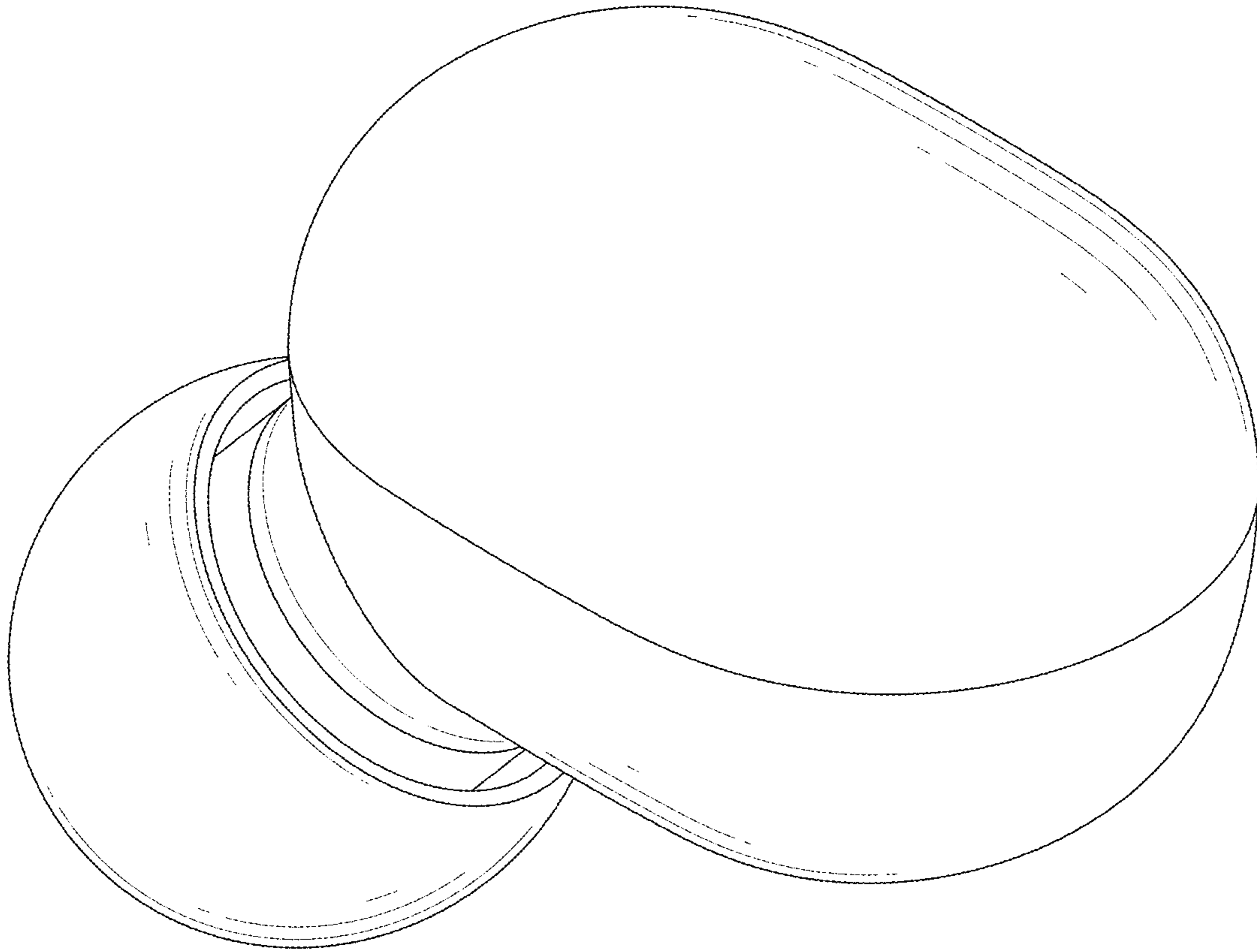


FIG. 2

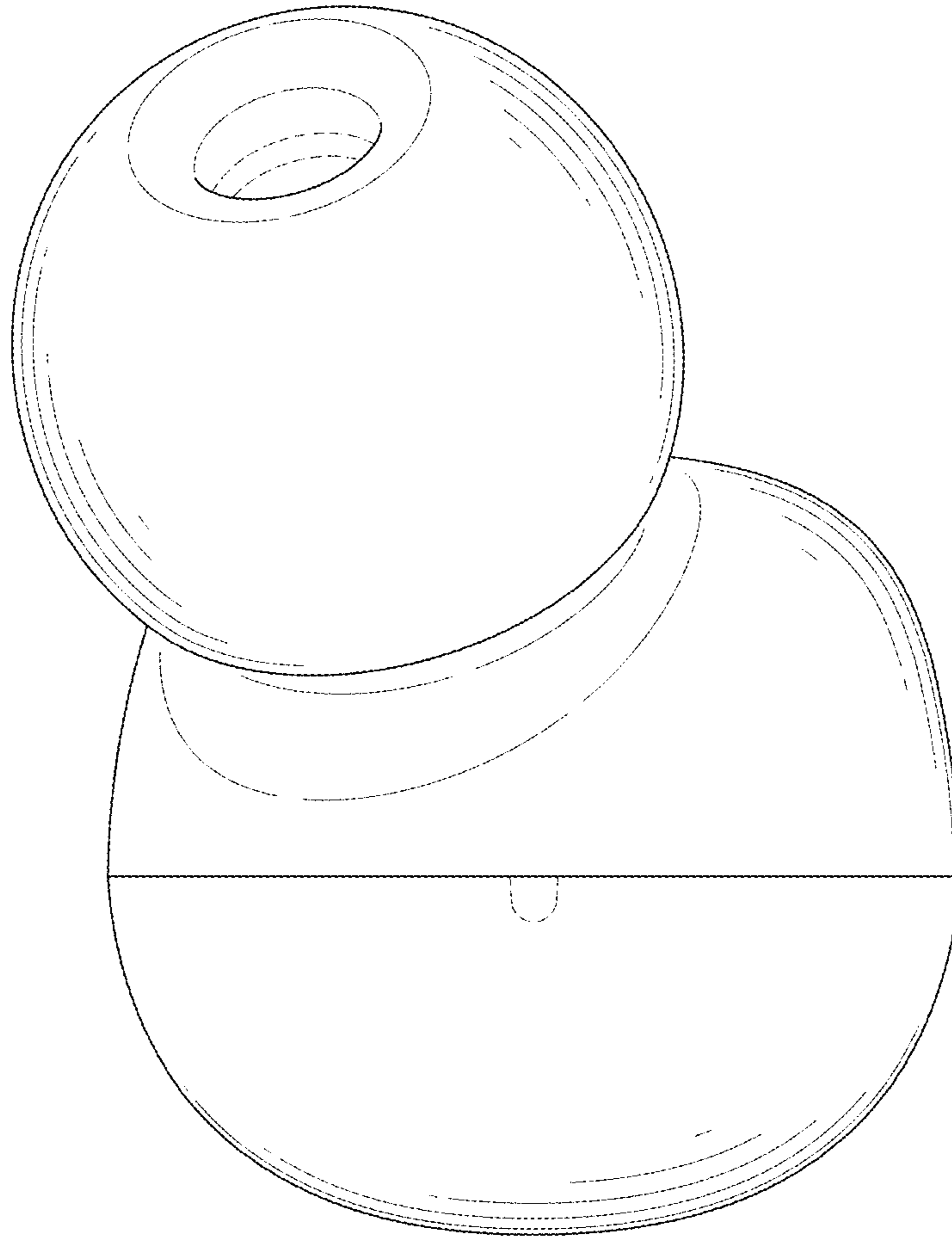


FIG. 3

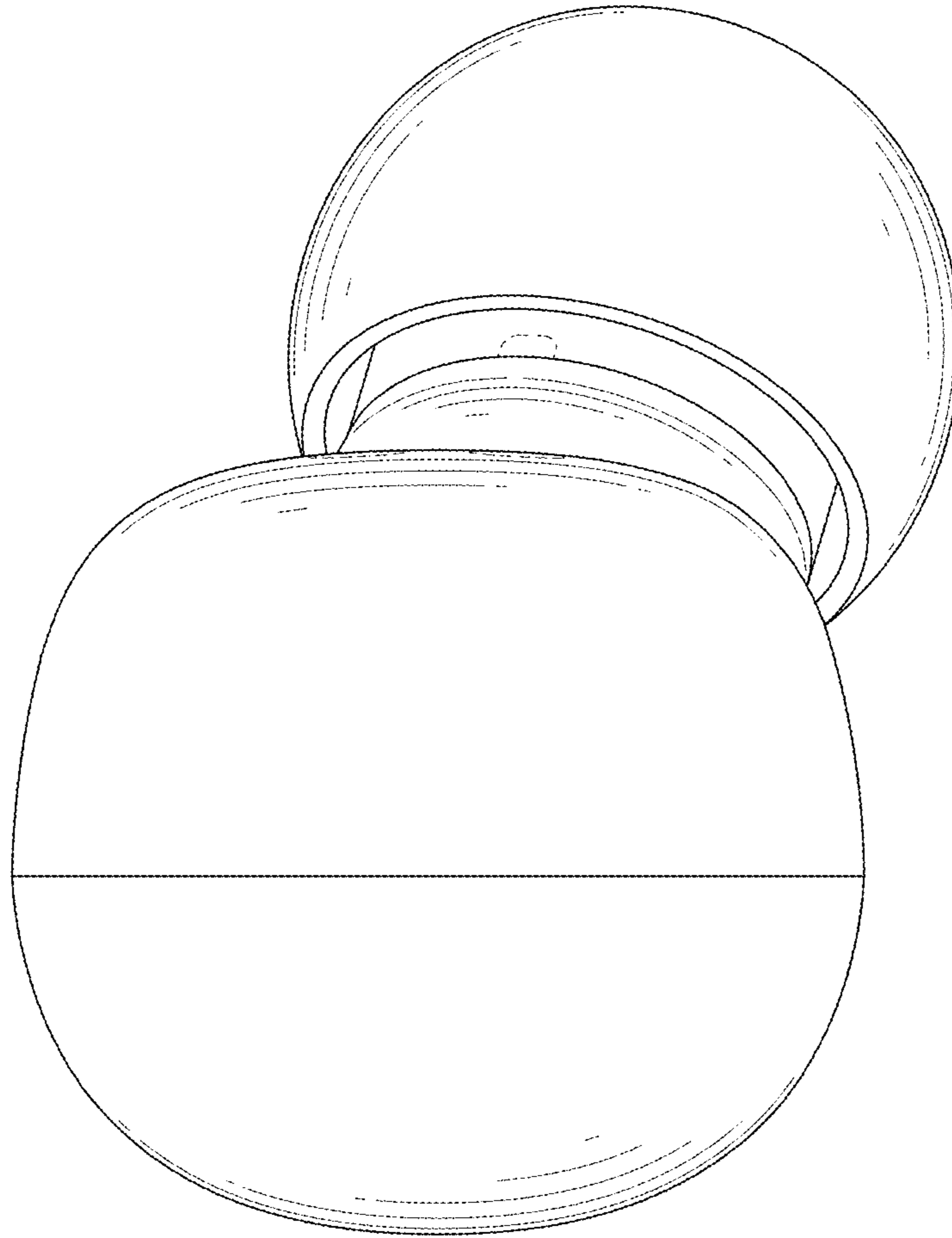


FIG. 4

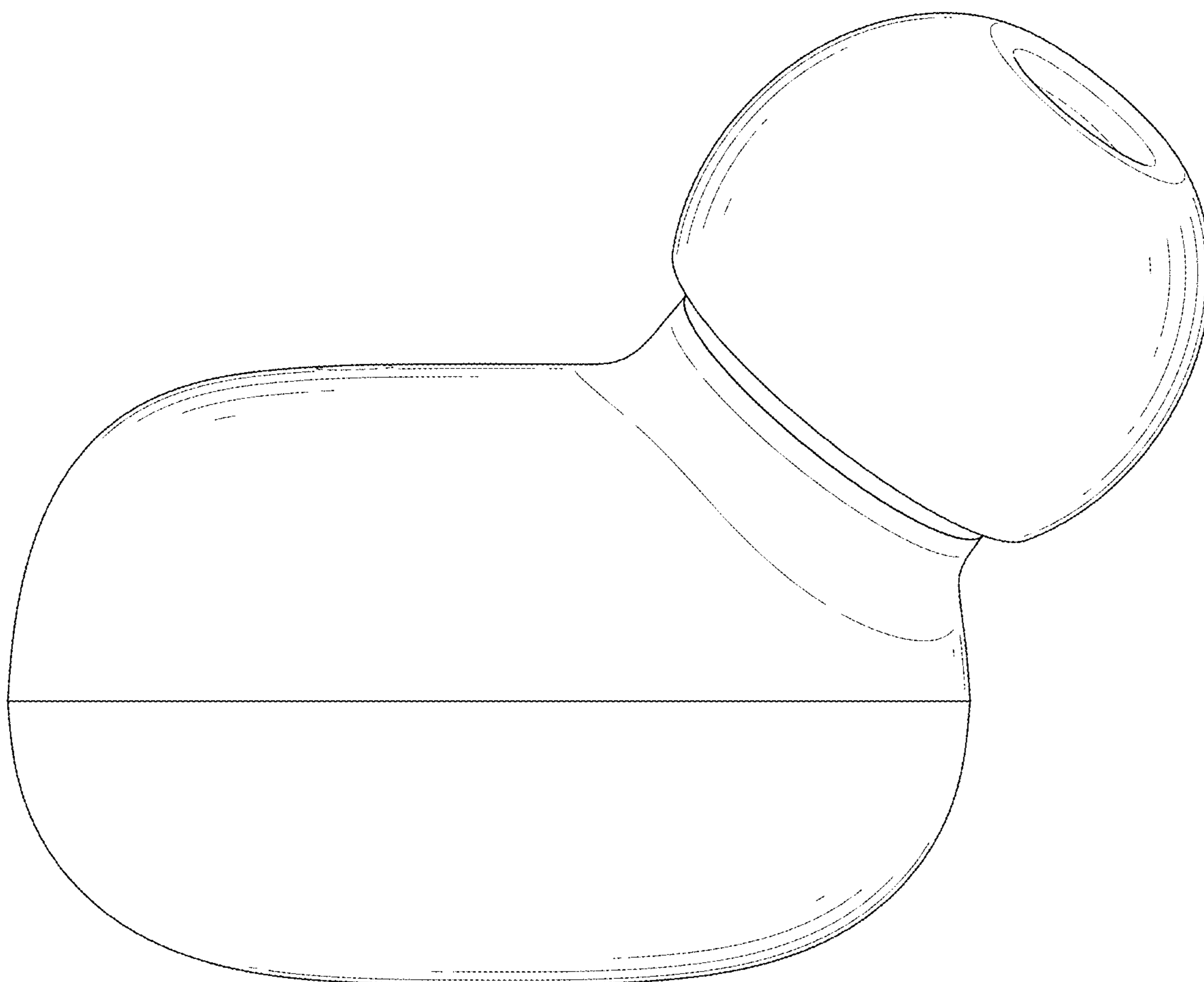


FIG. 5

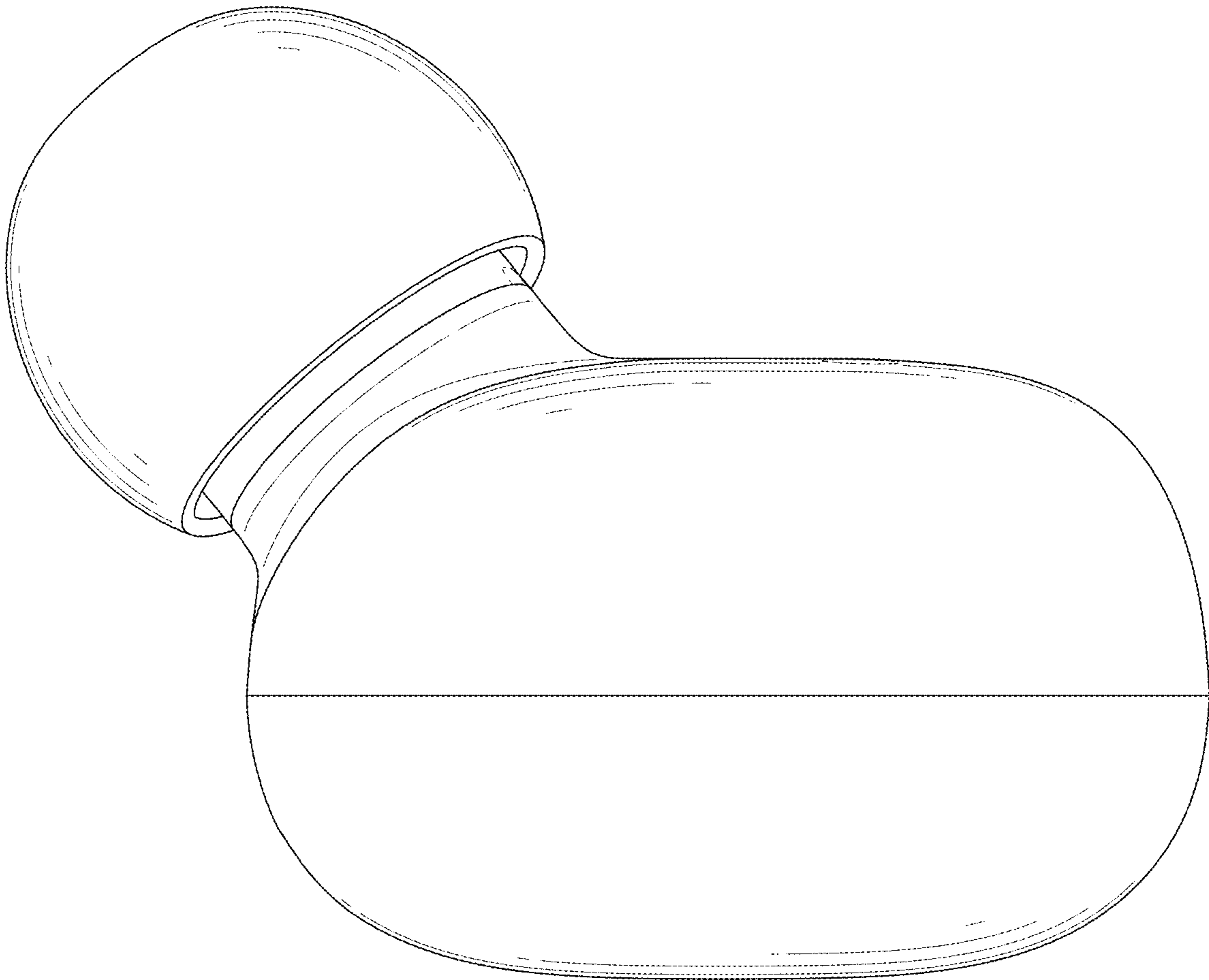


FIG. 6

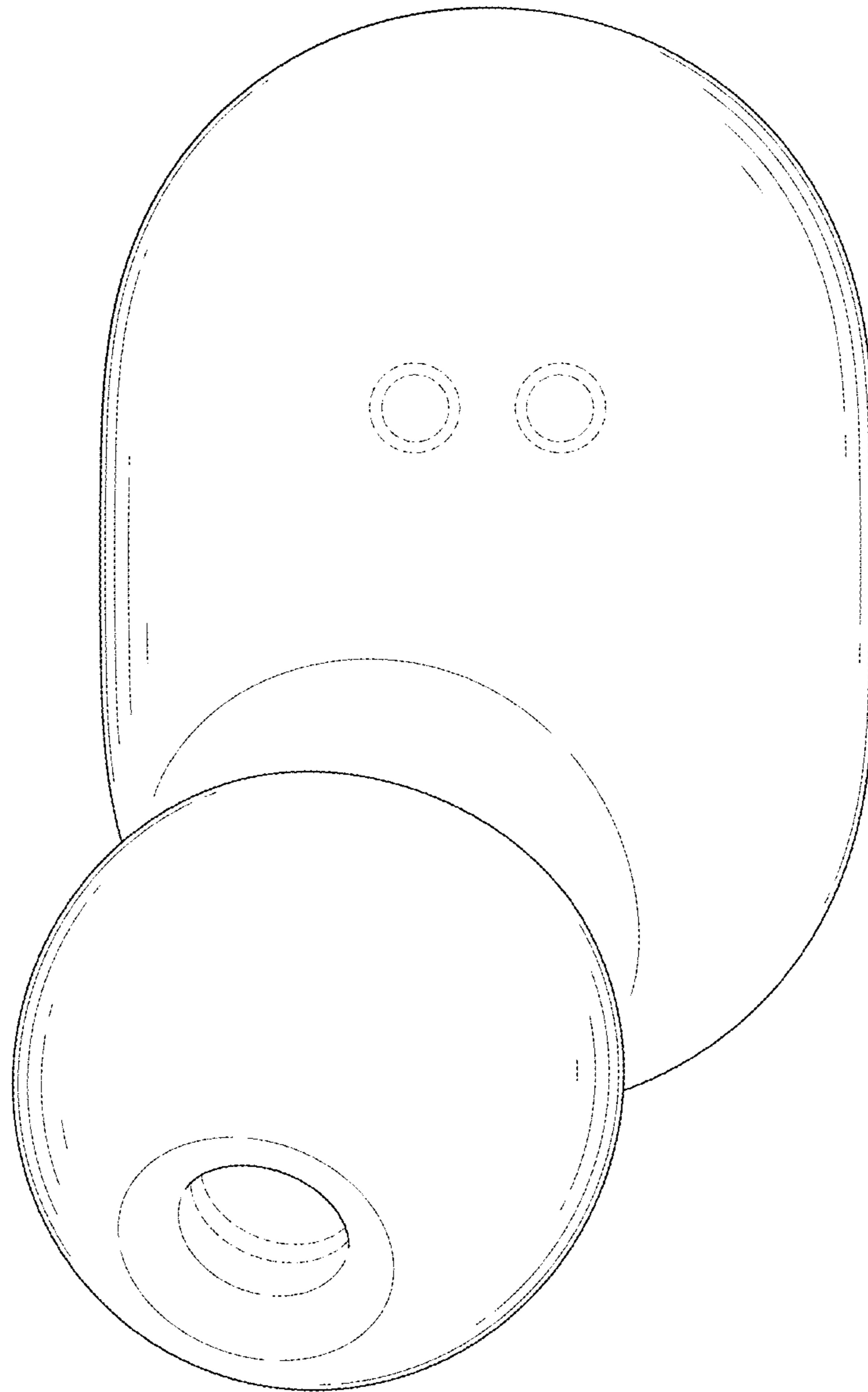


FIG. 7

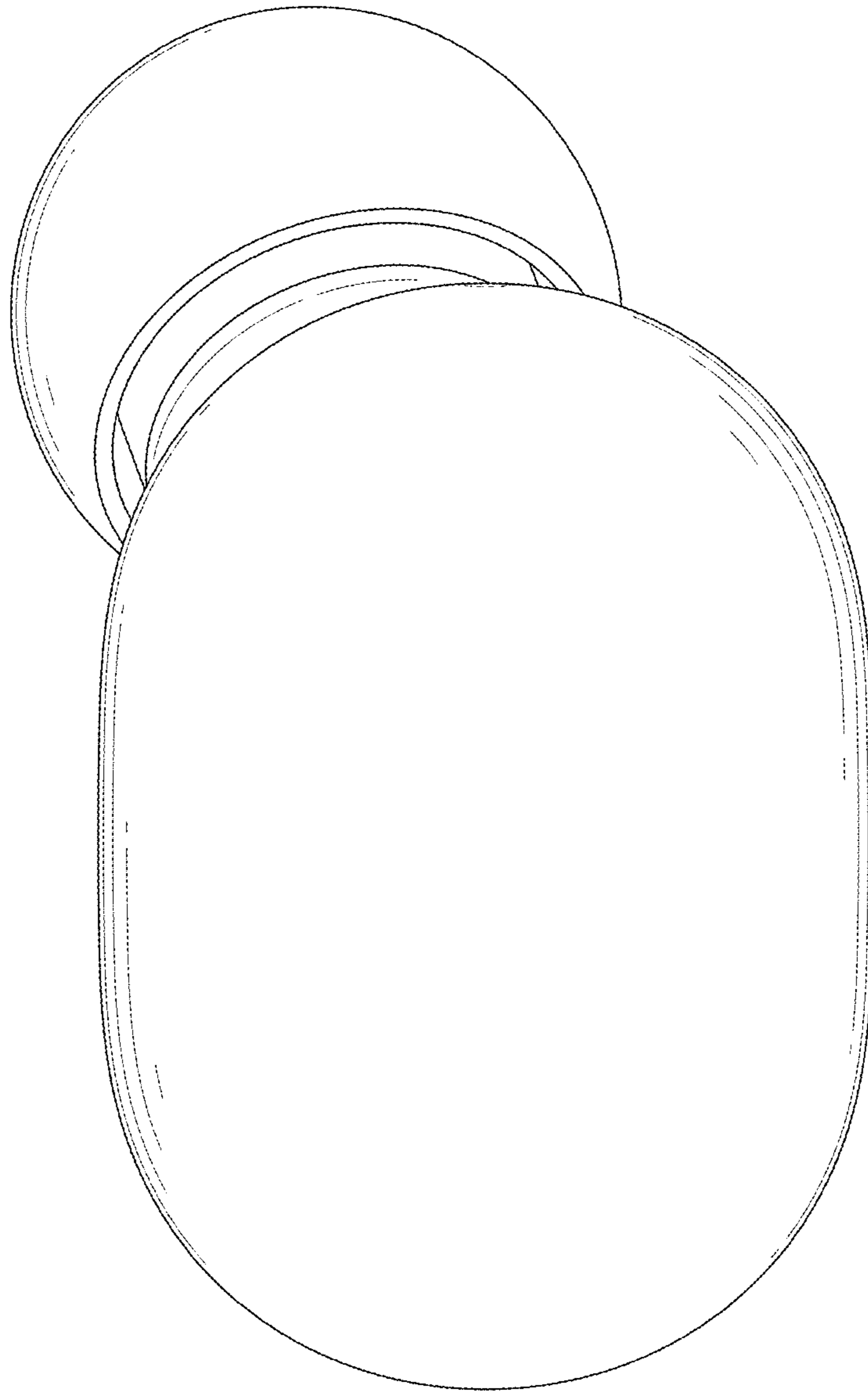


FIG. 8