



US00D895569S

(12) **United States Design Patent** (10) **Patent No.:** **US D895,569 S**
Roberts (45) **Date of Patent:** **** Sep. 8, 2020**

(54) **WIRELESS ADAPTOR**
(71) Applicant: **James Roberts**, St Martin (JE)
(72) Inventor: **James Roberts**, St Martin (JE)
(73) Assignee: **FLASHBAY ELECTRONICS HONG KONG LIMITED**, Hong Kong (HK)
(**) Term: **15 Years**
(21) Appl. No.: **29/650,651**
(22) Filed: **Jun. 8, 2018**
(51) **LOC (12) Cl.** **14-03**
(52) **U.S. Cl.**
USPC **D14/205**; D14/223; D14/217
(58) **Field of Classification Search**
USPC D14/206, 223, 218, 217, 225, 155, 240,
D14/358, 188, 433, 432, 205, 242, 256;
D10/104.1; D13/168, 162, 171, 184;
D16/219; 340/309.7; 396/56, 59;
348/114, 734; D21/516, 517; 379/430,
379/431; 381/380, 381; 455/90.3, 575.1,
455/569.1
CPC H04R 1/10; H04R 25/00; H04R 1/1016;
H04R 1/1066; H04R 1/1091; H04R 1/20;
H04R 1/02; H04R 1/1041; H01H 13/04;
G06F 1/16; G06F 5/00
See application file for complete search history.

(56) **References Cited**
U.S. PATENT DOCUMENTS
3,049,582 A * 8/1962 Shinn H01R 4/70
174/92
5,222,151 A * 6/1993 Nagayoshi H04R 1/1016
381/313
D344,524 S * 2/1994 Taniguchi D14/205
D354,953 S * 1/1995 Kazufimi D14/242
D392,979 S * 3/1998 Inukai D14/228
6,122,369 A * 9/2000 Hwang H04M 1/6058
379/420.04

D458,597 S * 6/2002 Davies D14/206
D465,476 S * 11/2002 Golding D14/223
D473,217 S * 4/2003 Rivera D14/223
D475,996 S * 6/2003 Skulley D14/223
D490,069 S * 5/2004 Lee D14/188
D496,653 S * 9/2004 Townsend D14/240
D520,497 S * 5/2006 Yang D14/223
D534,150 S * 12/2006 Griffin D14/155
D538,784 S * 3/2007 Eklund D14/205
D539,782 S * 4/2007 Lee D14/188
D554,631 S * 11/2007 Ma D14/240
D565,023 S * 3/2008 Yamagishi D14/205
D566,695 S * 4/2008 Rath D14/223
D567,216 S * 4/2008 Densho D14/205
D577,715 S * 9/2008 Lim D14/240
D593,999 S * 6/2009 Mauritzsson D14/223

(Continued)

FOREIGN PATENT DOCUMENTS

EM 004542769-0001 * 12/2017

Primary Examiner — Paula Allen Greene

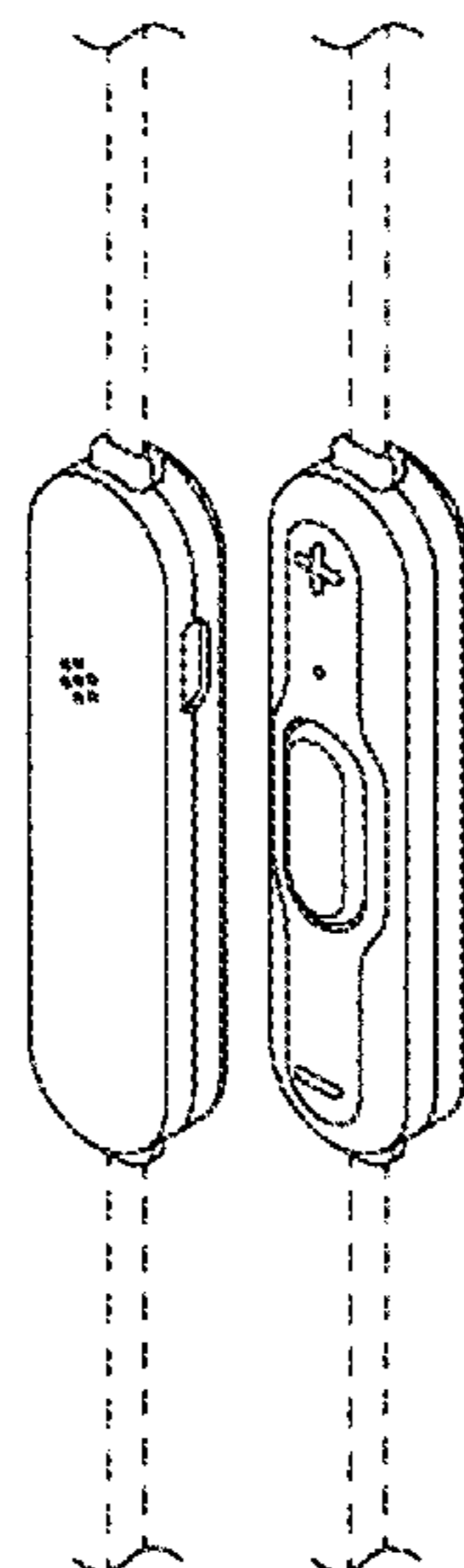
(57) **CLAIM**

The ornamental design for a wireless adaptor, as shown and described.

DESCRIPTION

FIG. 1 is a left side view of the wireless adaptor.
FIG. 2 is a front view of the wireless adaptor.
FIG. 3 is a right side view of the wireless adaptor.
FIG. 4 is a rear view of the wireless adaptor.
FIG. 5 is a top view of the wireless adaptor.
FIG. 6 a bottom view of the wireless adaptor.
FIG. 7 is a rear left top perspective view of the wireless adaptor; and,
FIG. 8 is a front right top perspective view of the wireless adaptor.
The broken lines depict environment that forms no part of the claimed design.

1 Claim, 2 Drawing Sheets



(56)

References Cited

U.S. PATENT DOCUMENTS

D595,262 S *	6/2009	Nousiainen	D14/206	D716,274 S *	10/2014	Henning	D14/223
D597,071 S *	7/2009	Andre	D14/206	D717,275 S *	11/2014	Burgett	D14/205
D604,725 S *	11/2009	Chen	D13/184	D718,273 S *	11/2014	Harata	D14/205
D605,168 S *	12/2009	Jaakkola	D14/205	D726,831 S *	4/2015	Lee	D13/168
D606,980 S *	12/2009	Bradford	D14/218	D737,796 S *	9/2015	Liu	D14/205
D607,875 S *	1/2010	Pedersen, II	H04R 1/1033	D743,381 S *	11/2015	Pi	D14/218
				D14/206	D782,442 S *	3/2017	Chen	D14/205
D609,221 S *	2/2010	Kim	D14/218	D782,485 S *	3/2017	Cai	D14/433
D624,058 S *	9/2010	Kolton	D14/205	D783,571 S *	4/2017	Mizrahi	D14/205
D624,902 S *	10/2010	Kolton	D14/205	D793,995 S *	8/2017	Nakagawa	D14/218
D625,294 S *	10/2010	Wada	D14/218	D806,673 S *	1/2018	Mizrahi	D14/205
D637,998 S *	5/2011	Brunner	D14/205	D812,038 S *	3/2018	Nakajima	D14/205
8,314,354 B2 *	11/2012	Prest	H01H 13/7057	D818,457 S *	5/2018	Paschke	D14/218
				200/406	D821,999 S *	7/2018	Guo	D14/205
D681,001 S *	4/2013	Murchison	D14/205	D830,344 S *	10/2018	Lee	D14/217
D685,750 S *	7/2013	Nakagawa	D13/168	D832,263 S *	10/2018	Chen	D14/433
D709,504 S *	7/2014	Breines	D14/433	D840,954 S *	2/2019	Wu	D13/168
					2013/0077815 A1 *	3/2013	Stephenson	H04R 1/1033
									381/370
					2016/0316290 A1 *	10/2016	Shen	H04R 1/1041

* cited by examiner

FIG. 1



FIG. 2

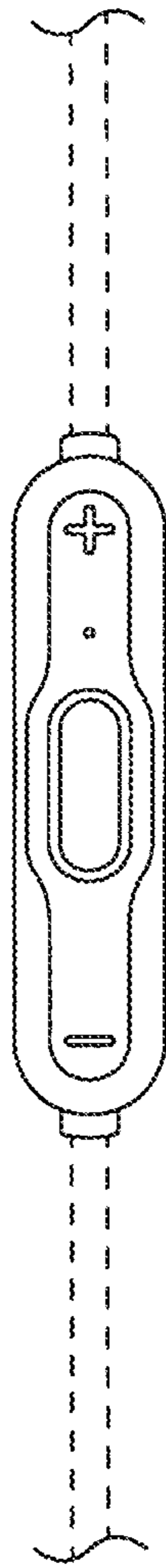


FIG. 3




FIG. 4



FIG. 5

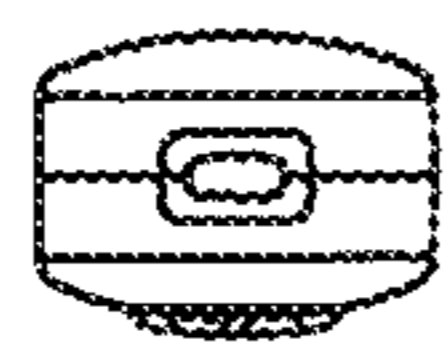


FIG. 6

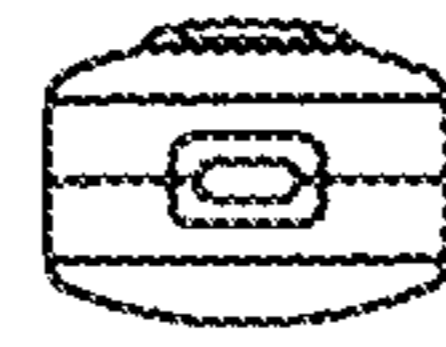


FIG.7




FIG.8

