



US00D895521S

(12) **United States Design Patent** (10) **Patent No.:** **US D895,521 S**
Badstuebner et al. (45) **Date of Patent:** **** Sep. 8, 2020**

- (54) **VEHICLE WHEEL**
- (71) Applicant: **Daimler AG**, Stuttgart (DE)
- (72) Inventors: **Achim-Dietrich Badstuebner**, Munich (DE); **Karen Harutyunyan**, Rodgau (DE); **Robert Lesnik**, Loenberg (DE); **Peter Riedel**, Holzgerlingen (DE)
- (73) Assignee: **Daimler AG**, Stuttgart (DE)
- (**) Term: **15 Years**
- (21) Appl. No.: **29/717,978**
- (22) Filed: **Dec. 20, 2019**

D619,069	S *	7/2010	Patel	12/16
D620,872	S *	8/2010	Juergens	D12/211
D623,110	S *	9/2010	Juergens	D12/209
7,841,670	B2 *	11/2010	Takeda	B60B 7/0053 301/37.102
D666,546	S *	9/2012	Juergens	D12/209
D685,708	S *	7/2013	Gallert	D12/209
8,490,665	B2 *	7/2013	Nagata	B60B 1/06 152/381.6
D697,468	S *	1/2014	Holstein	D12/211
D701,157	S *	3/2014	McMath	D12/211
D716,712	S *	11/2014	Lemke	D12/211
D725,571	S *	3/2015	Kobayashi	D12/211
D729,137	S *	5/2015	Muntada Roura	D12/209
D754,049	S *	4/2016	Valencia Pollex	D12/209
9,327,547	B2 *	5/2016	Morishita	B60B 3/10
9,365,073	B2 *	6/2016	Chen	B60B 19/10
9,375,977	B2 *	6/2016	Tanaka	B60B 3/005
D763,762	S *	8/2016	Ghobrial	D12/209
D764,369	S *	8/2016	Wheel	D12/209

(Continued)

Related U.S. Application Data

- (62) Division of application No. 35/506,446, filed on Aug. 2, 2018 (U.S. filing date under 35 U.S.C. 384), and having an international filing date of Aug. 2, 2018, now Pat. No. Des. 886,022.
- (51) **LOC (12) Cl.** **12-16**
- (52) **U.S. Cl.**
USPC **D12/211**; D12/209
- (58) **Field of Classification Search**
USPC D12/204–213
CPC B60B 1/00; B60B 1/08; B60B 1/10; B60B 1/12; B60B 3/04; B60B 3/06; B60B 3/10; B60B 3/02; B60B 7/00; B60B 7/01; B60B 7/02; B60B 7/04; B60B 7/06
See application file for complete search history.

References Cited

U.S. PATENT DOCUMENTS

D519,434	S *	4/2006	Werner	D12/211
D524,216	S	7/2006	Scheu	
D527,325	S *	8/2006	Nagashima	D12/209
D580,334	S *	11/2008	Blasi	D12/211
D593,921	S *	6/2009	Miyazawa	D12/211

FOREIGN PATENT DOCUMENTS

EM 000926175-0001 10/2010

Primary Examiner — Darlington Ly

(74) *Attorney, Agent, or Firm* — Crowell & Moring LLP


(57) **CLAIM**

The ornamental design for a vehicle wheel, as shown and described.

DESCRIPTION

FIG. 1 is a front elevation view of a vehicle wheel showing our new design;
 FIG. 2 is a front perspective view thereof;
 FIG. 3 is a left side elevation view thereof;
 FIG. 4 is a right side elevation view thereof;
 FIG. 5 is a rear elevation view thereof;
 FIG. 6 is a top plan view thereof; and,
 FIG. 7 is a bottom plan view thereof.

1 Claim, 7 Drawing Sheets



(56)

References Cited

U.S. PATENT DOCUMENTS

D764,373	S	*	8/2016	Valencia Pollex	D12/211
D766,806	S	*	9/2016	Tannen	D12/211
9,493,031	B2	*	11/2016	Dick	B60B 3/02
D775,578	S	*	1/2017	Johnson	D12/211
D791,044	S	*	7/2017	Johnson	D12/209
D798,216	S	*	9/2017	Snyder	D12/211
D822,571	S	*	7/2018	Park	D12/209
D833,944	S	*	11/2018	Gallert	D12/209
D838,225	S	*	1/2019	Valencia Pollex	D12/209
D844,528	S	*	4/2019	Wheel	D12/209
10,252,569	B2	*	4/2019	Noweihed	B60B 3/10
D848,339	S	*	5/2019	Buck	D12/209
D859,267	S	*	9/2019	Valencia Pollex	D12/209
D859,276	S	*	9/2019	Valencia Pollex	D12/211
D860,104	S	*	9/2019	Kikuchi	D12/211
D870,629	S	*	12/2019	Bjerke	D12/209
D871,297	S	*	12/2019	Myrberg	D12/209
D871,299	S	*	12/2019	Bjerke	D12/209
10,500,905	B2	*	12/2019	Dunning	B60C 23/003
D872,671	S	*	1/2020	Patel	D12/209
D872,673	S	*	1/2020	Bjerke	D12/209
D874,378	S	*	2/2020	Valencia Pollex	D12/211
D877,020	S	*	3/2020	Valencia Pollex	D12/209

* cited by examiner

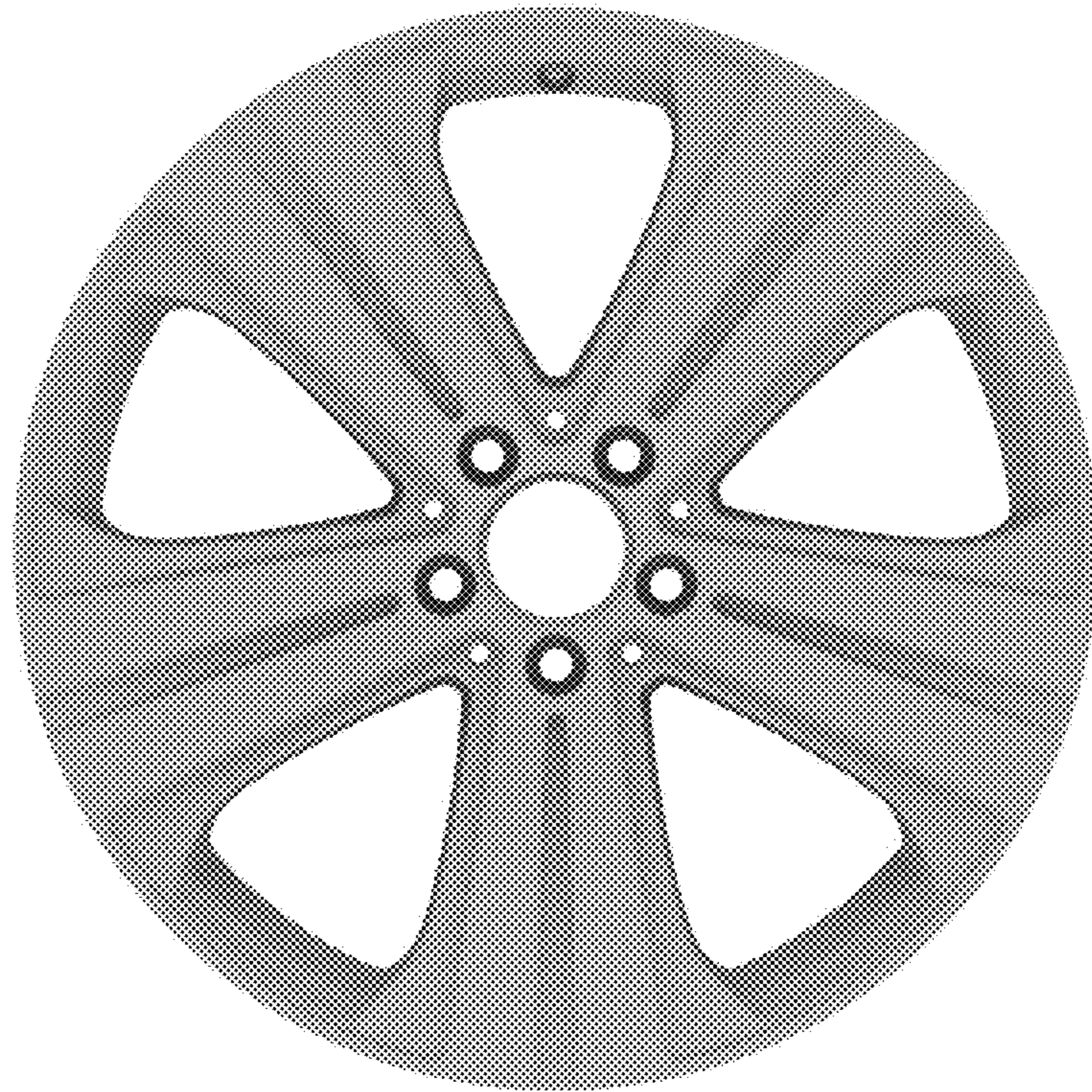


Fig. 1




Fig. 2




Fig. 3




Fig. 4




Fig. 5




Fig. 6




Fig. 7