

US00D895520S

(12) **United States Design Patent** (10) **Patent No.:** **US D895,520 S**
Badstuebner et al. (45) **Date of Patent:** **** Sep. 8, 2020**

(54) **VEHICLE WHEEL**
(71) Applicant: **Daimler AG**, Stuttgart (DE)
(72) Inventors: **Achim-Dietrich Badstuebner**, Munich (DE); **Julliana Cho**, Seoul (KR); **Robert Lesnik**, Leonberg (DE); **Peter Riedel**, Holzgerlingen (DE)
(73) Assignee: **Daimler AG**, Stuttgart (DE)
(**) Term: **15 Years**
(21) Appl. No.: **29/717,977**
(22) Filed: **Dec. 20, 2019**

D684,517 S * 6/2013 Scheinhutte D12/211
8,490,665 B2 * 7/2013 Nagata B60B 1/06
152/381.6
D713,773 S * 9/2014 Scheinhutte D12/209
D733,632 S * 7/2015 Juergens D12/211
9,327,547 B2 * 5/2016 Morishita B60B 3/10
9,365,073 B2 * 6/2016 Chen B60B 19/10
9,375,977 B2 * 6/2016 Tanaka B60B 3/005
9,493,031 B2 * 11/2016 Dick B60B 3/02
D801,904 S * 11/2017 Groth D12/211
D830,267 S * 10/2018 Chung D12/209
D843,909 S * 3/2019 Gregory D12/209
10,252,569 B2 * 4/2019 Noweihed B60B 3/10
D853,302 S * 7/2019 Khachatryan D12/209
D854,485 S * 7/2019 Rueckheim D12/211
10,500,905 B2 * 12/2019 Dunning B60C 23/003
D873,756 S * 1/2020 Melville-Brown D12/209
D877,681 S * 3/2020 Galled D12/211

Related U.S. Application Data

(62) Division of application No. 35/506,446, filed on Aug. 2, 2018 (U.S. filing date under 35 U.S.C. 384), and having an international filing date of Aug. 2, 2018, now Pat. No. Des. 886,022.
(51) **LOC (12) Cl.** **12-16**
(52) **U.S. Cl.**
USPC **D12/211**; D12/209
(58) **Field of Classification Search**
USPC D12/204–213
CPC B60B 1/00; B60B 1/08; B60B 1/10; B60B 1/12; B60B 3/04; B60B 3/06; B60B 3/10; B60B 7/02; B60B 7/04; B60B 7/06; B60B 3/02; B60B 7/00; B60B 7/01
See application file for complete search history.

References Cited

U.S. PATENT DOCUMENTS

D451,067 S * 11/2001 Frizzi D12/211
D472,865 S * 4/2003 Wechner D12/211
D569,323 S * 5/2008 Laengerer D12/211
D572,186 S * 7/2008 Viandante D12/211
7,841,670 B2 * 11/2010 Takeda B60B 7/0053
301/37.102
D661,239 S * 6/2012 Pollmann D12/209

FOREIGN PATENT DOCUMENTS

EM 002116269-0004 9/2014

* cited by examiner

Primary Examiner — Darlington Ly

(74) *Attorney, Agent, or Firm* — Crowell & Moring LLP

(57) **CLAIM**

The ornamental design for a vehicle wheel, as shown and described.

DESCRIPTION

FIG. 1 is a front elevation view of a vehicle wheel showing our new design;
FIG. 2 is a front perspective view thereof;
FIG. 3 is a left side elevation view thereof;
FIG. 4 is a right side elevation view thereof;
FIG. 5 is a rear elevation view thereof;
FIG. 6 is a top plan view thereof; and,
FIG. 7 is a bottom plan view thereof.

1 Claim, 7 Drawing Sheets






Fig. 1




Fig. 2




Fig. 3




Fig. 4




Fig. 5




Fig. 6




Fig. 7