



US00D895480S

(12) **United States Design Patent** (10) **Patent No.:** **US D895,480 S**
Legge (45) **Date of Patent:** **** *Sep. 8, 2020**

(54) **FLOWER HOLDER**
(71) Applicant: **Eugene Arlen Legge**, Harrison, OH (US)
(72) Inventor: **Eugene Arlen Legge**, Harrison, OH (US)
(*) Notice: This patent is subject to a terminal disclaimer.
(**) Term: **15 Years**
(21) Appl. No.: **29/625,099**
(22) Filed: **Nov. 7, 2017**
(51) **LOC (12) Cl.** **11-02**
(52) **U.S. Cl.**
USPC **D11/148**
(58) **Field of Classification Search**
USPC D6/403-405, 556-558; D11/143-156, D11/164; D3/273, 279; D9/414, 424, D9/432; D34/5, 11
CPC A01G 2009/003; A01G 9/00; A01G 9/02; A01G 9/021; A01G 9/023; A01G 9/024; A01G 9/025; A01G 9/029; A01G 9/0291; A01G 9/0295; A01G 9/033; A01G 9/04; A01G 9/042; A01G 9/012; A01G 5/04; A47G 7/00; A47G 7/06; A47G 7/08
See application file for complete search history.

(56) **References Cited**
U.S. PATENT DOCUMENTS
780,627 A * 1/1905 Umbehend A47G 7/07 47/41.11
1,239,346 A * 9/1917 Brown F24C 3/042 126/90 R
1,405,568 A * 2/1922 Conklin A47H 27/00 220/4.12

D71,098 S * 9/1926 Banner et al. D23/409
D166,418 S * 4/1952 Sandkuhle D11/156
D197,290 S * 1/1964 Monkarsh D11/151
3,370,379 A * 2/1968 Gleason A47G 7/047 119/431
3,724,127 A * 4/1973 Rosenwach A01G 9/02 217/95
D230,295 S * 2/1974 Carney D11/156
4,420,902 A * 12/1983 Rayner A01G 9/027 47/39
D344,584 S * 2/1994 Carney D23/410
5,423,290 A * 6/1995 Payne A01K 31/14 119/329
D461,917 S * 8/2002 Horvath D26/16
D478,201 S * 8/2003 Hostetler D99/30
D534,833 S * 1/2007 Brennan D11/147
D652,343 S * 1/2012 Hunter D11/149
D726,583 S * 4/2015 Thomason D11/151
D751,775 S * 3/2016 Feliciano D30/130

* cited by examiner

Primary Examiner — Elizabeth A. Albert

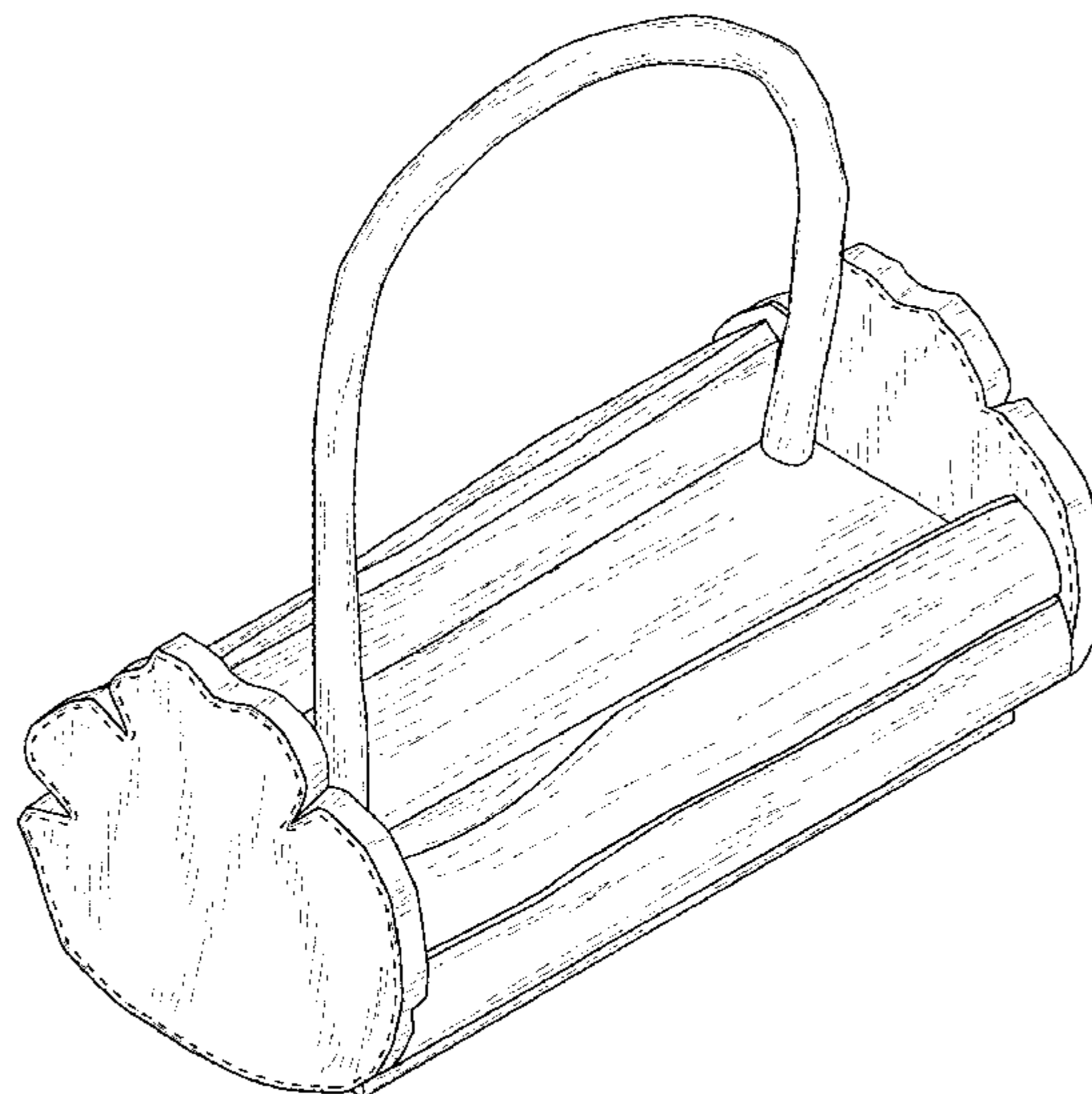
(57) **CLAIM**

The ornamental design for a flower holder, as shown and described.

DESCRIPTION

FIG. 1 is a perspective view of a flower holder; FIG. 2 is a front elevational view thereof; FIG. 3 is a rear elevational view thereof; FIG. 4 is a left side elevational view thereof; FIG. 5 is a right side elevational view thereof; FIG. 6 is a top plan view thereof; and, FIG. 7 is a bottom plan view thereof. The broken line showing of tree rings is included for the purpose of illustrating environmental structure and forms no part of the claimed design.

1 Claim, 7 Drawing Sheets



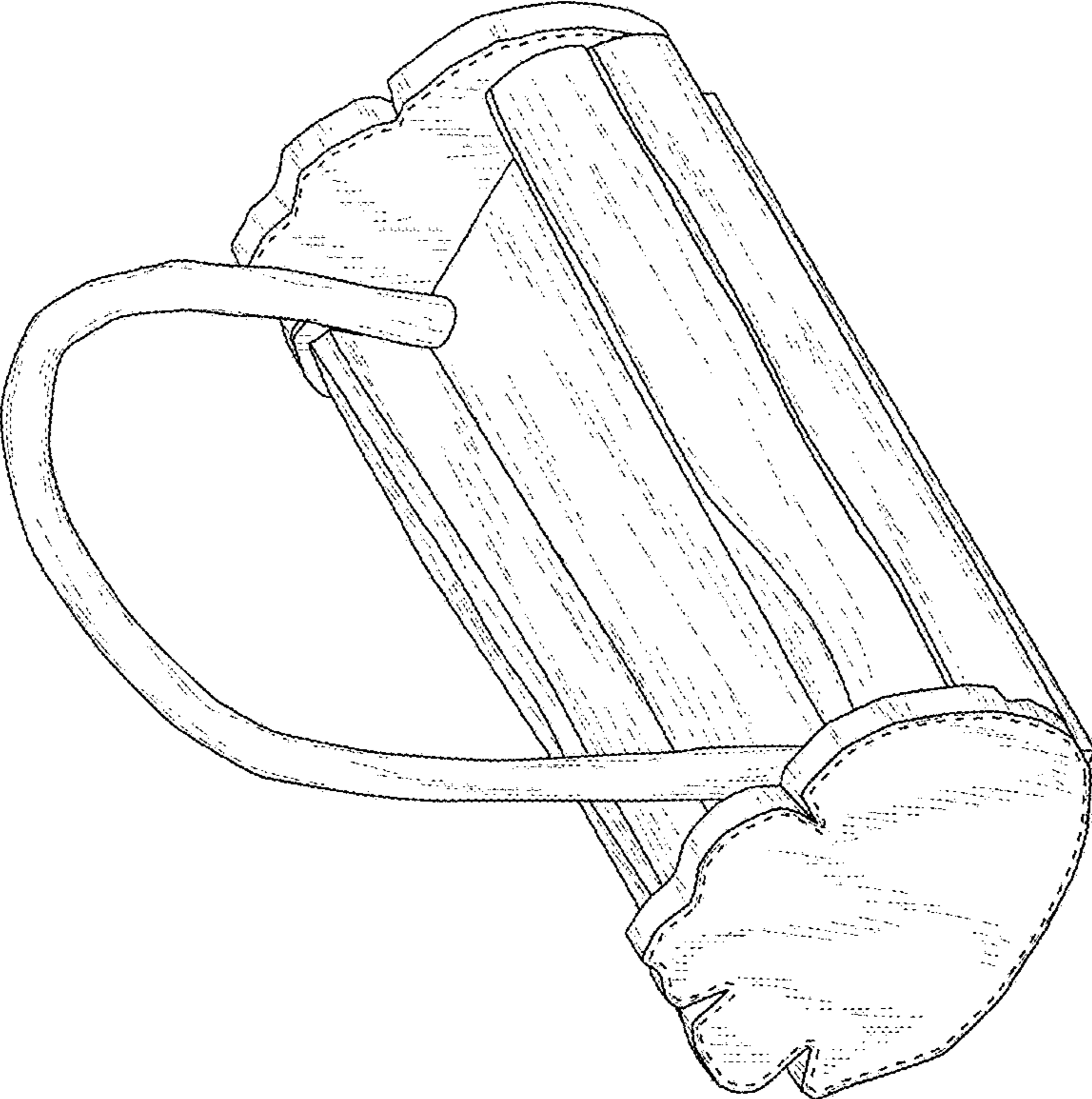


FIG. 1

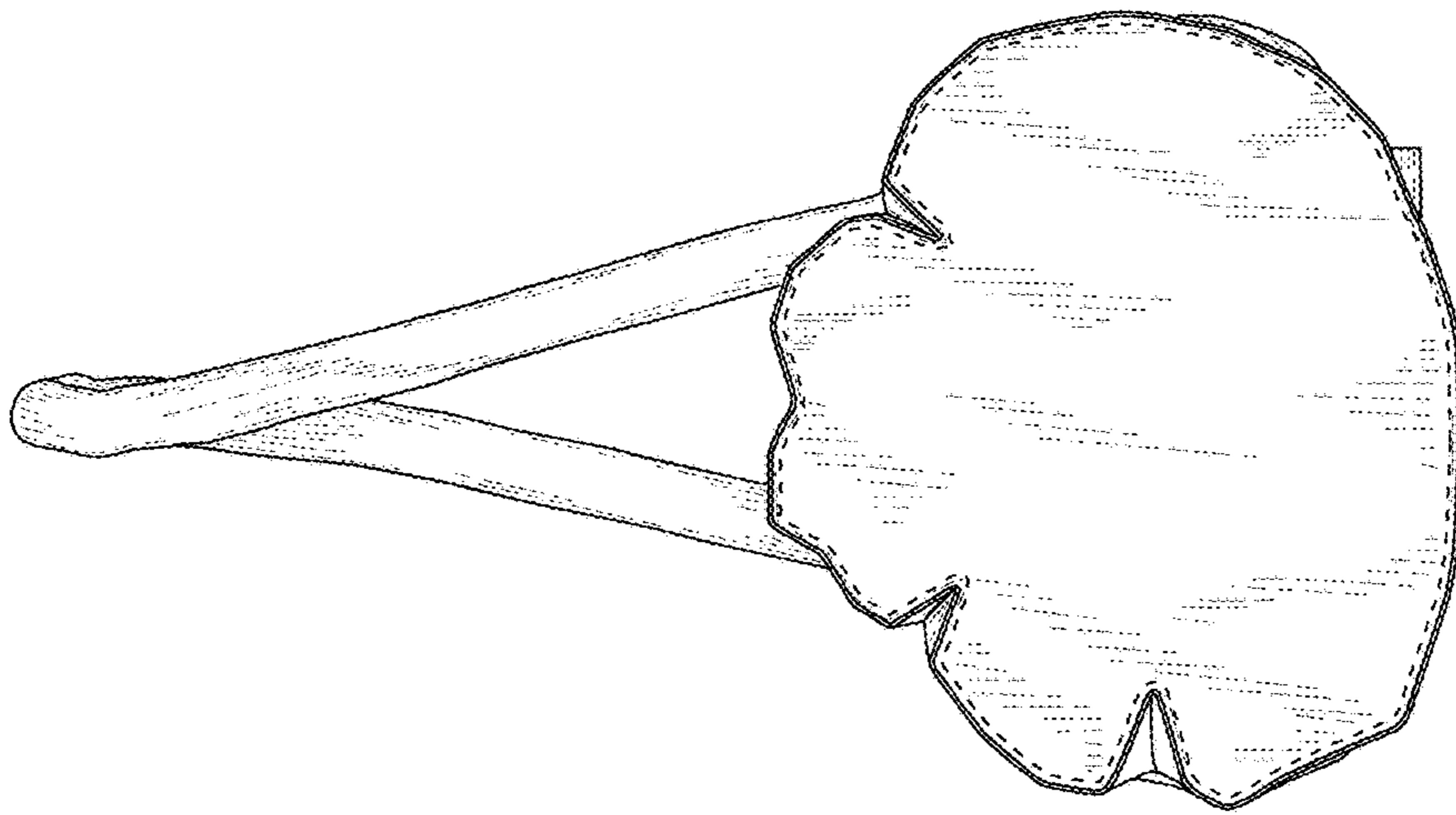


FIG. 2

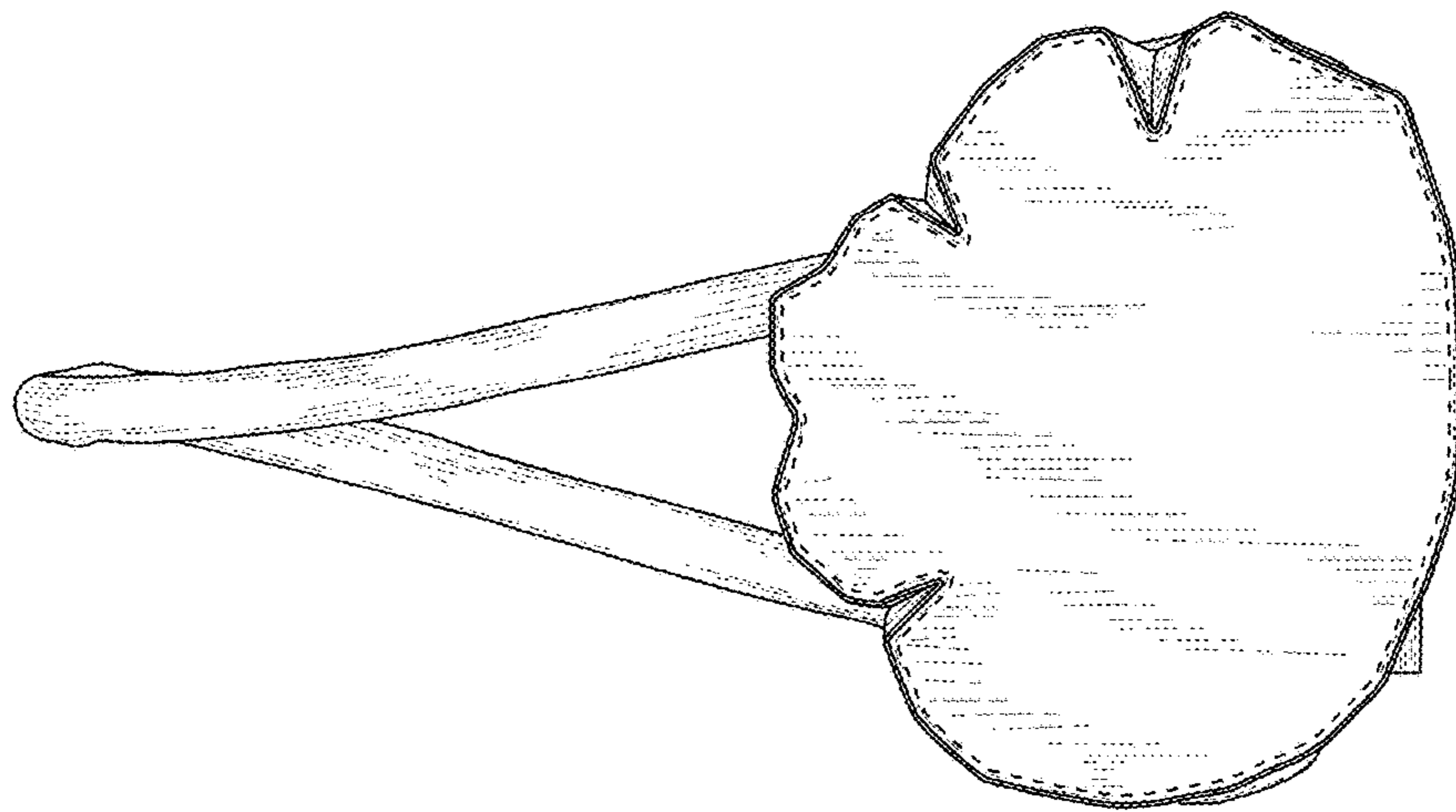


FIG. 3

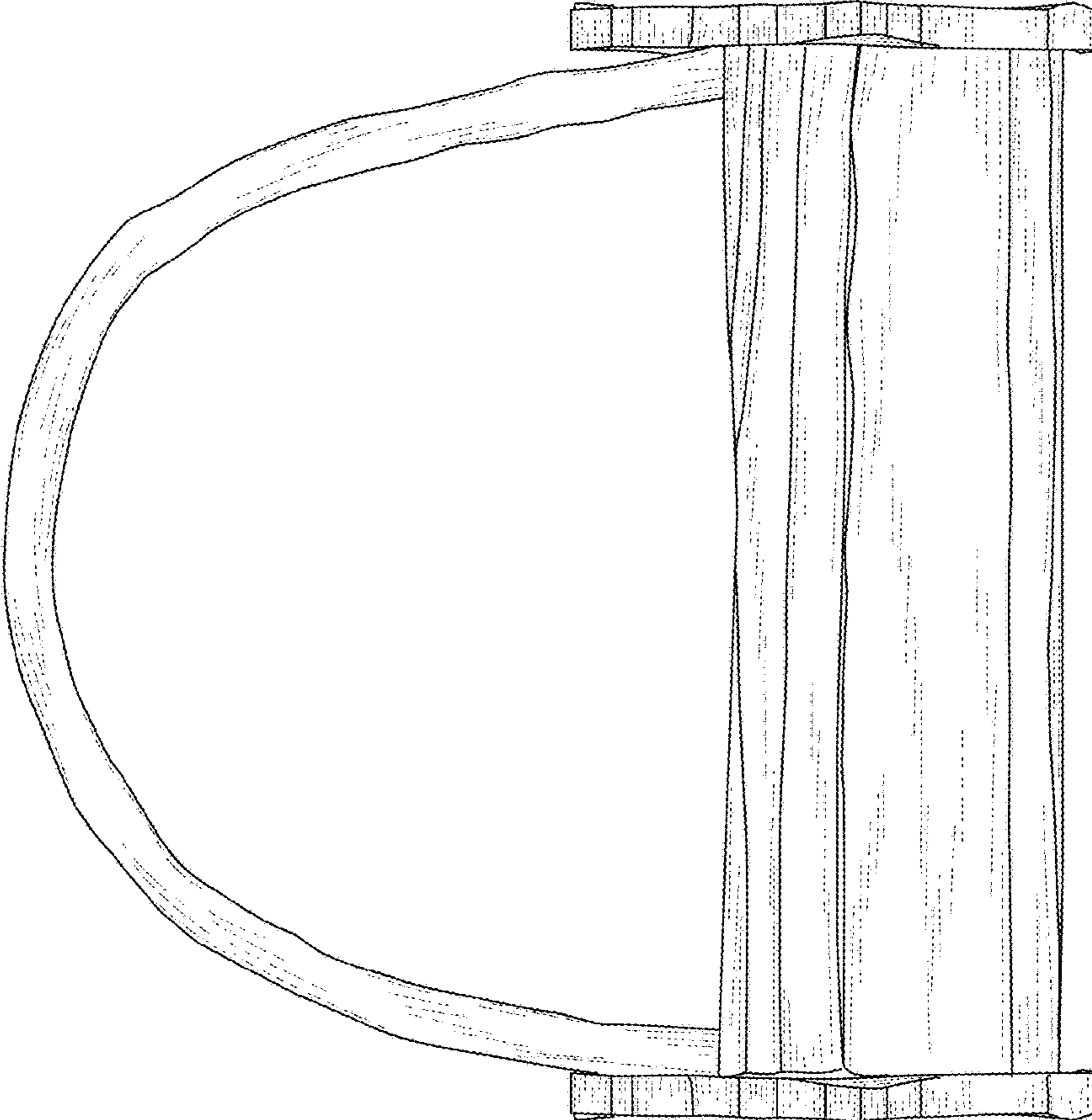


FIG. 4

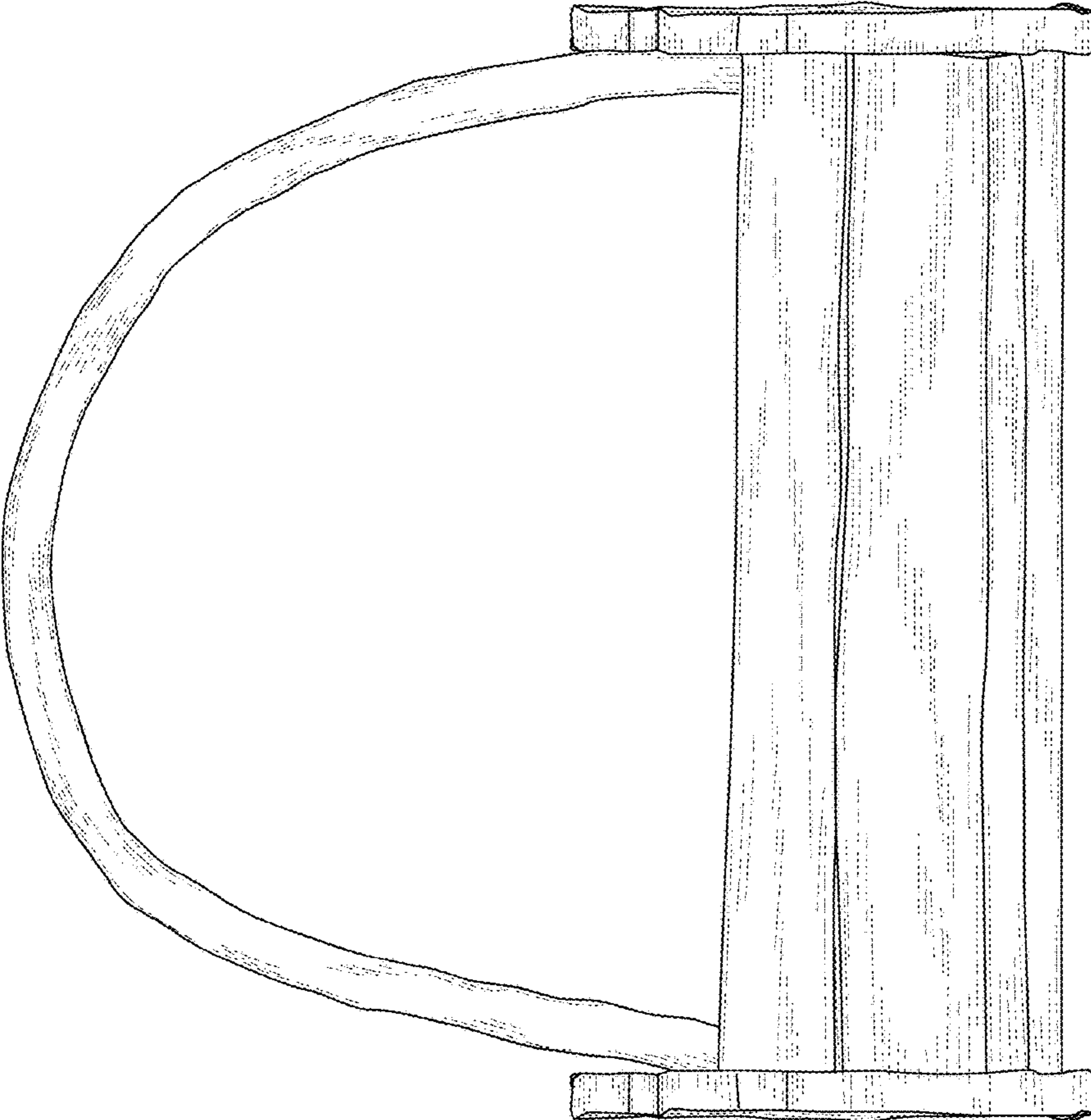


FIG. 5



FIG. 6

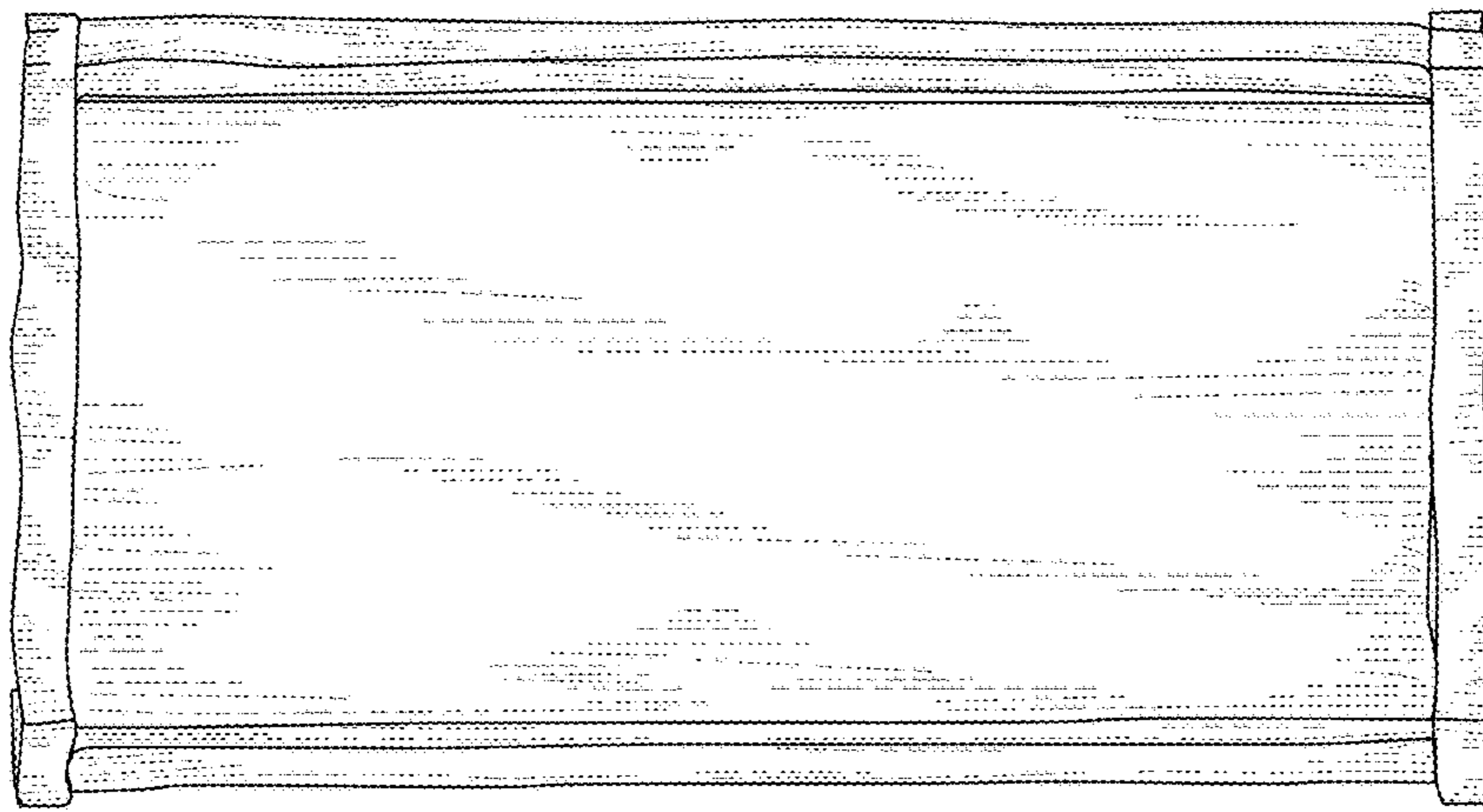


FIG. 7