



US00D895475S

(12) **United States Design Patent** (10) **Patent No.:** **US D895,475 S**  
**Buccellati** (45) **Date of Patent:** **\*\* Sep. 8, 2020**

(54) **PENDANT**  
(71) Applicant: **BUCCELLATI HOLDING ITALIA S.P.A.**, Milan (IT)  
(72) Inventor: **Andrea Buccellati**, Milan (IT)  
(73) Assignee: **BUCCELLATI HOLDING ITALIA S.P.A.**, Milan (IT)

D73,361 S \* 8/1927 Kislinger ..... D10/30  
D136,815 S \* 12/1943 Hull ..... D11/43  
D171,349 S \* 1/1954 Katz ..... D11/43  
D308,180 S \* 5/1990 Bulgari ..... D11/42  
D534,303 S \* 12/2006 Yando ..... D26/154  
D845,816 S \* 4/2019 Buccellati ..... D11/5  
D845,819 S \* 4/2019 Buccellati ..... D11/79  
D846,423 S \* 4/2019 Buccellati ..... D11/42  
D848,895 S \* 5/2019 Buccellati ..... D11/16  
D874,316 S \* 2/2020 Buccellati ..... D11/34

(\*\*) Term: **15 Years**  
(21) Appl. No.: **29/635,970**  
(22) Filed: **Feb. 5, 2018**

**OTHER PUBLICATIONS**

Macri Classica Pendant (available online) Retrieved from the internet Jan. 31, 2020 from URL: [us.buccellati.com/en/jewelry/icona/macri-classica/macri-classica-pendant](http://us.buccellati.com/en/jewelry/icona/macri-classica/macri-classica-pendant).\*

(30) **Foreign Application Priority Data**

\* cited by examiner

Aug. 8, 2017 (EM) ..... 004139194

*Primary Examiner* — Kevin K Rudzinski  
*Assistant Examiner* — Richard Kearney  
(74) *Attorney, Agent, or Firm* — King & Schickli, PLLC

(51) **LOC (12) Cl.** ..... **11-01**  
(52) **U.S. Cl.**  
USPC ..... **D11/79**

(58) **Field of Classification Search**  
USPC ... D11/1, 2, 7, 8, 40, 41, 42, 43, 44, 45, 48,  
D11/51, 52, 62, 76, 79, 80, 81, 82, 84,  
D11/100, 110  
CPC .. A44C 1/00; A44C 3/008; A44C 7/00; A44C  
7/002; A44C 7/003; A44C 7/004; A44C  
7/005; A44C 7/006; A44C 7/007; A44C  
7/008; A44C 7/009; A44C 13/00; A44C  
15/001; A44C 15/0025; A44C 25/001;  
A44C 25/004; A44C 25/005; A44C  
25/007; A44C 25/008  
See application file for complete search history.

(57) **CLAIM**

The ornamental design for a pendant, as shown and described.

**DESCRIPTION**

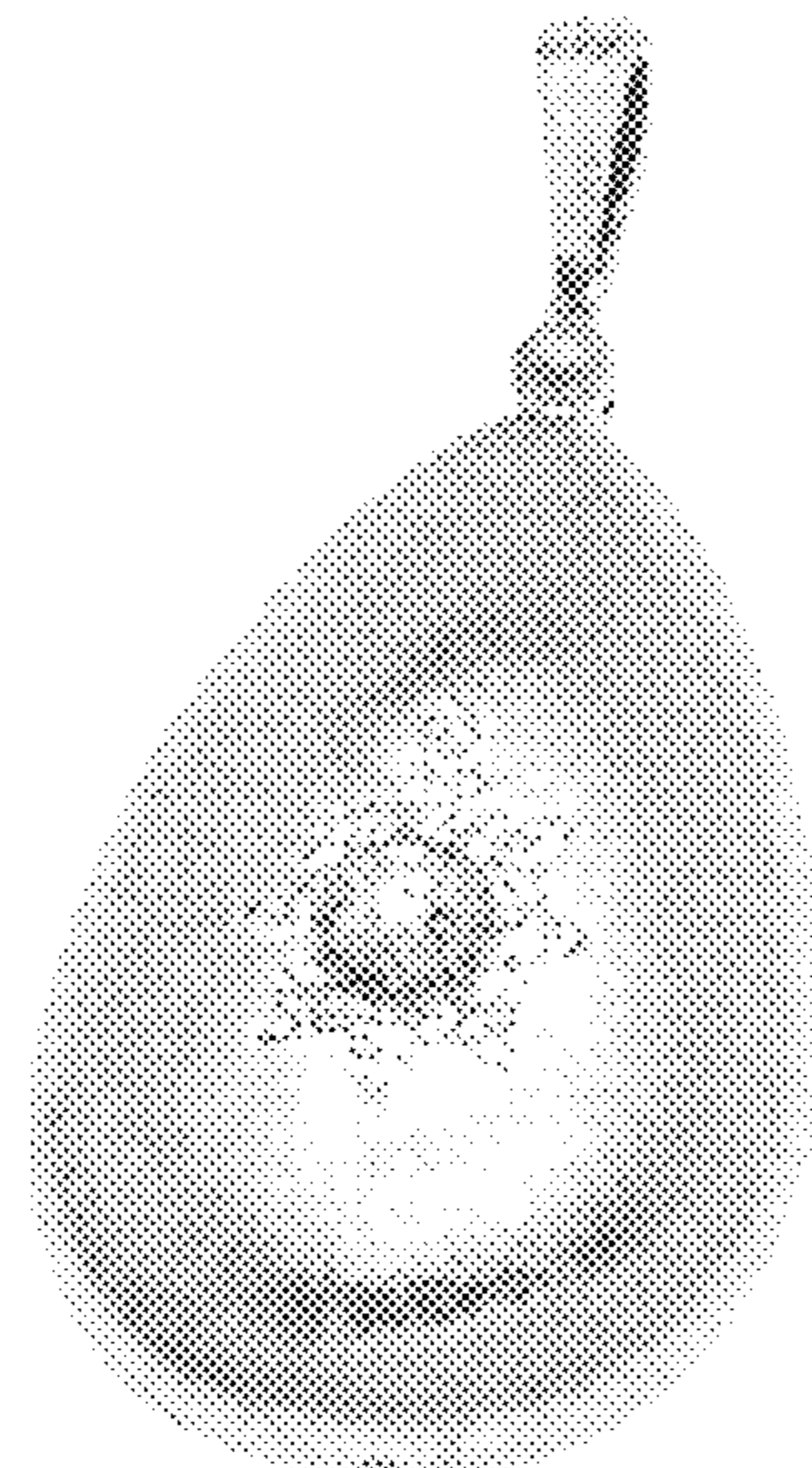
FIG. 1 is a front perspective view of a pendant showing my new design;  
FIG. 2 is a front view thereof;  
FIG. 3 is a top view thereof;  
FIG. 4 is a bottom view thereof;  
FIG. 5 is a left side view thereof;  
FIG. 6 is a right side view thereof; and,  
FIG. 7 is an enlarged view of the jeweled element of the pendant as shown in FIG. 2.

(56) **References Cited**

**1 Claim, 7 Drawing Sheets**

**U.S. PATENT DOCUMENTS**

251,068 A \* 12/1881 Russell ..... A44C 7/00  
63/13  
D73,323 S \* 8/1927 Kislinger ..... D10/30



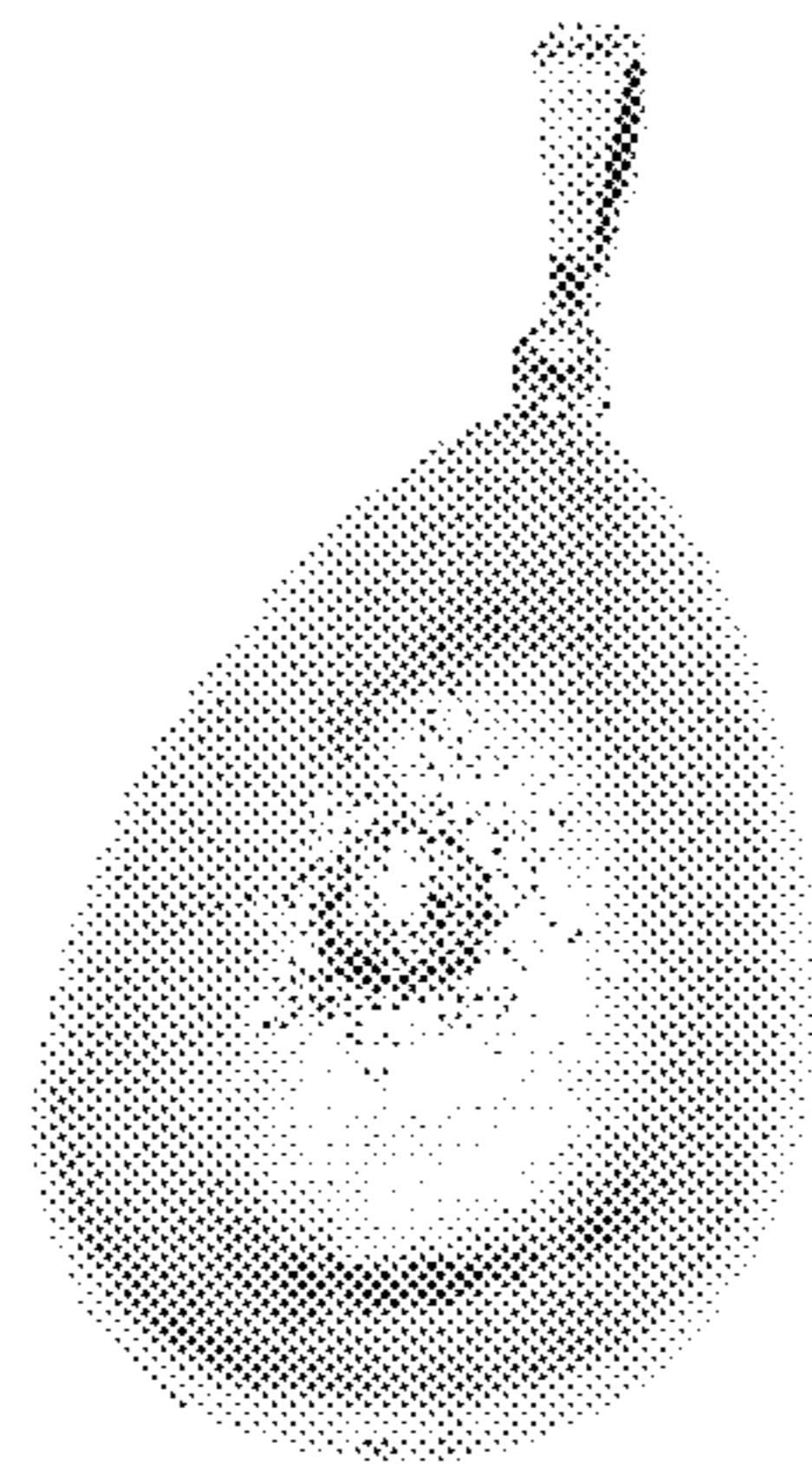


FIG. 1




FIG. 2



FIG. 3

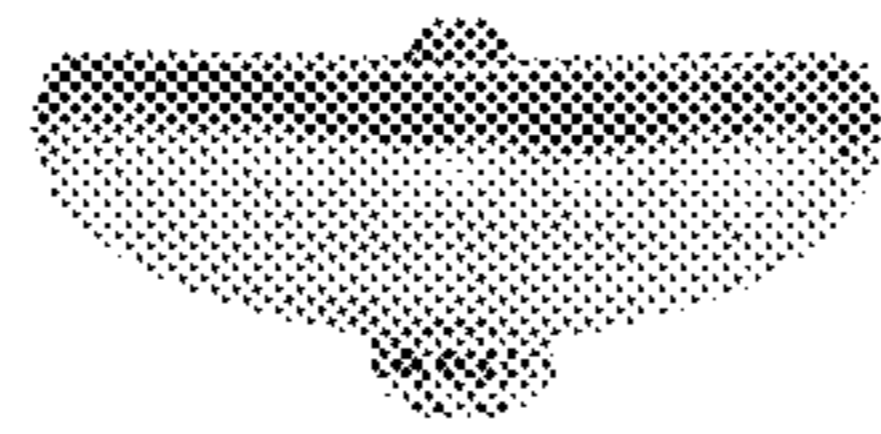


FIG. 4




FIG. 5




FIG. 6




FIG. 7