

US00D895434S

(12) **United States Design Patent**  
**Matsuishi**

(10) **Patent No.:** **US D895,434 S**

(45) **Date of Patent:** **\*\* Sep. 8, 2020**

(54) **TUBE**

(71) Applicant: **Midori Matsuishi**, Tokyo (JP)

(72) Inventor: **Midori Matsuishi**, Tokyo (JP)

(73) Assignee: **SHISEIDO COMPANY, LIMITED**,  
Tokyo (JP)

(\*\*) Term: **15 Years**

(21) Appl. No.: **29/725,852**

(22) Filed: **Feb. 27, 2020**

(51) **LOC (12) Cl.** ..... **09-05**

(52) **U.S. Cl.**  
USPC ..... **D9/697**

(58) **Field of Classification Search**  
USPC ..... D9/702-714, 695-699, 435, 440, 521,  
D9/454, 544, 723-724, 499, 449,  
D9/727-728, 442, 447, 504; 222/92, 96,  
222/107, 527-529, 215, 491, 206,  
222/212-213, 251, 95, 536; 206/438,  
206/822; 220/DIG. 7, 669; 215/321,  
215/381, 382, 316, 380; 141/114-115;  
D28/91.1, 76-78, 82, 88; D4/114;  
D24/114; D7/601-602; D3/202, 205  
CPC ..... B65D 35/00; B65D 35/28; B65D 35/02;  
B65D 35/04; B65D 35/08; B65D 35/36;  
B65D 35/38; B65D 5/00; B65D 5/001;  
B65D 5/0227; B65D 5/0254; B65D

5/0045; B65D 5/18; B65D 5/2033; B65D  
5/38; B65D 1/32; B65D 1/00; B65D  
1/22; B65D 1/24; B65D 1/34; B65D 1/38

See application file for complete search history.

(56) **References Cited**

U.S. PATENT DOCUMENTS

D401,138 S *	11/1998	Rosen	.....	D9/697
D626,860 S *	11/2010	Oates	.....	D9/699
D821,222 S *	6/2018	Kim	.....	D9/697
D885,196 S *	5/2020	Matsuishi	.....	D9/697

\* cited by examiner

*Primary Examiner* — Abraham Bahta

(74) *Attorney, Agent, or Firm* — Manabu Kanesaka

(57) **CLAIM**

The ornamental design for a tube, as shown and described.

**DESCRIPTION**

FIG. 1 is a perspective view of a tube showing my new design;  
FIG. 2 is a front view thereof, a rear view being identical to the front view;  
FIG. 3 is right side view thereof, left side view being identical to the right side view;  
FIG. 4 is a plan view thereof; and,  
FIG. 5 is bottom view thereof.

**1 Claim, 1 Drawing Sheet**




Fig.1

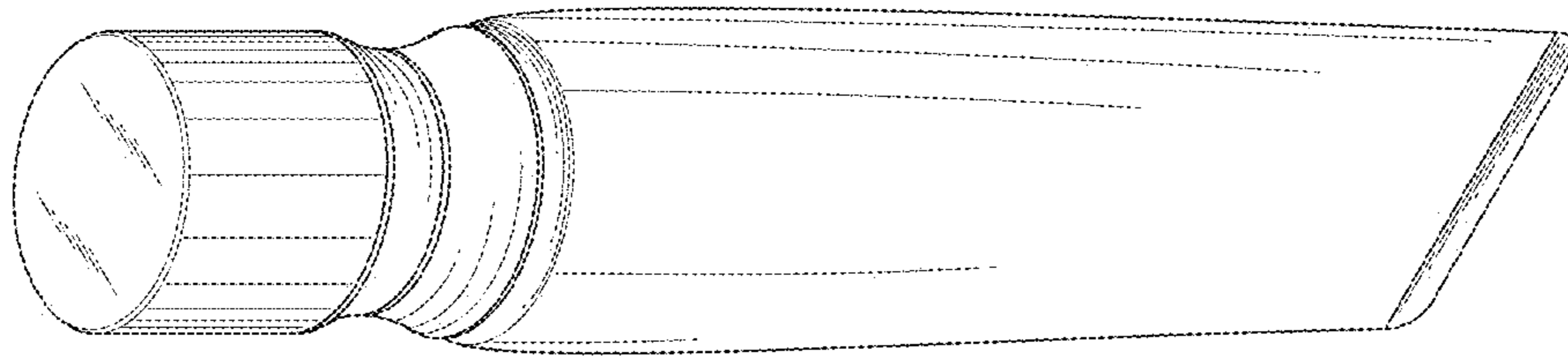


Fig.2

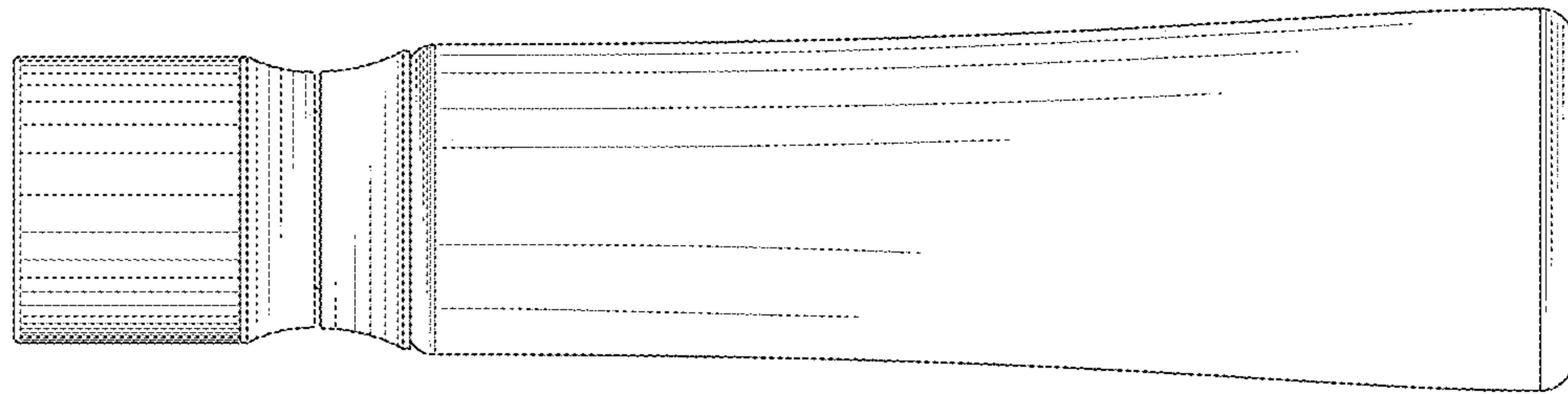


Fig.3

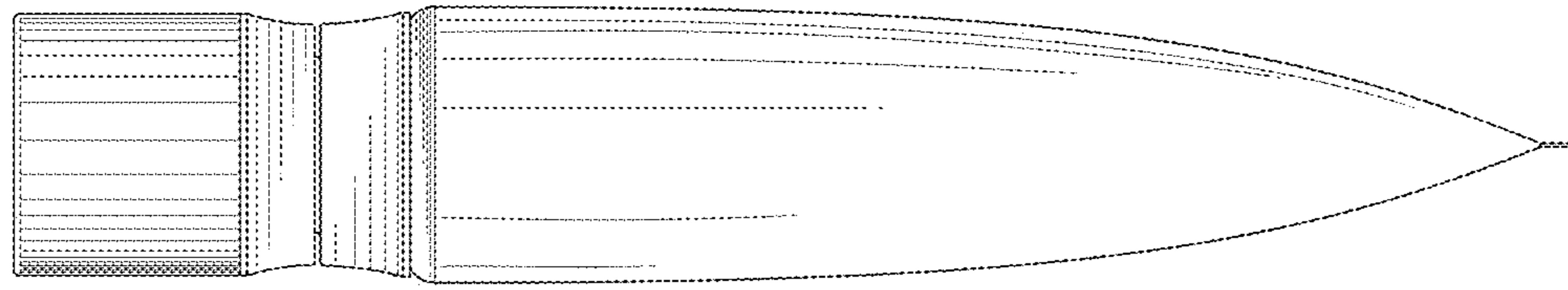


Fig.4

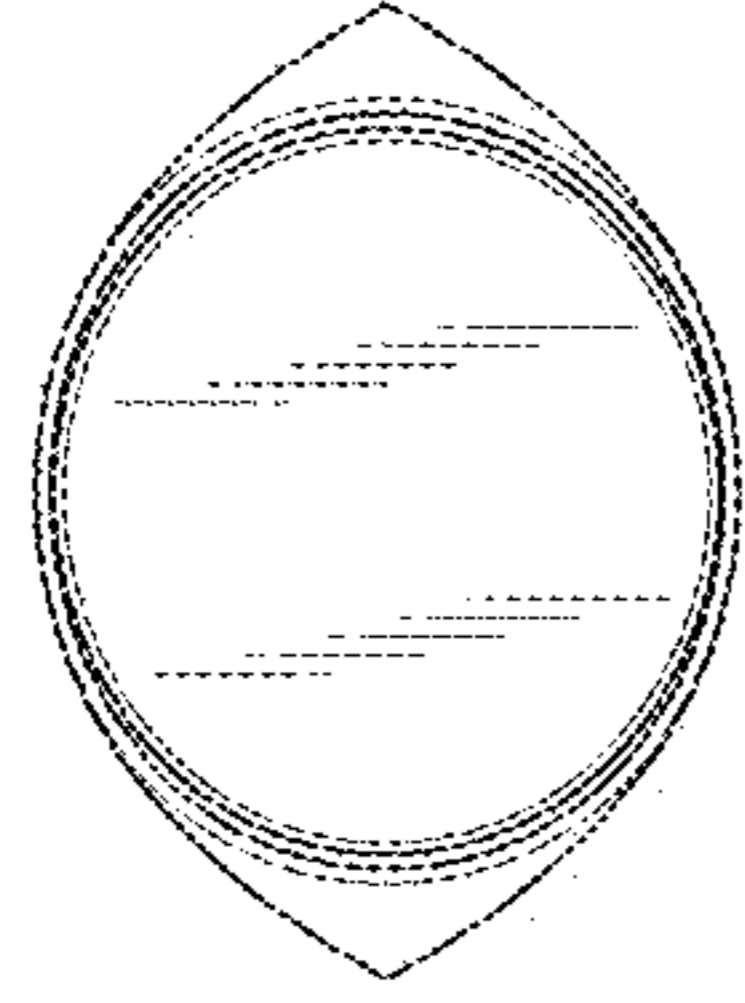


Fig.5

