



US00D895433S

(12) **United States Design Patent** (10) **Patent No.:** **US D895,433 S**
Shiota (45) **Date of Patent:** **** Sep. 8, 2020**

(54) **TUBE**

(71) Applicant: **Emiko Shiota**, Tokyo (JP)

(72) Inventor: **Emiko Shiota**, Tokyo (JP)

(73) Assignee: **SHISEIDO COMPANY, LIMITED**,
Tokyo (JP)

(**) Term: **15 Years**

(21) Appl. No.: **29/722,128**

(22) Filed: **Jan. 27, 2020**

(51) **LOC (12) Cl.** **09-05**

(52) **U.S. Cl.**
USPC **D9/697**

(58) **Field of Classification Search**
USPC D9/702-714, 695-699, 435, 440, 521,
D9/454, 544, 723-724, 499, 449,
D9/727-728, 442, 447, 504; 222/92, 96,
222/107, 527-529, 215, 491, 206,
222/212-213, 251, 95, 536; 206/438,
206/822; 220/DIG. 7, 669; 215/321,
215/381, 382, 316, 380; 141/114-115;
D28/91.1, 76-78, 82, 88; D4/114;
D24/114; D7/601-602; D3/202, 205
CPC B65D 35/00; B65D 35/28; B65D 35/02;
B65D 35/04; B65D 35/08; B65D 35/36;
B65D 35/38; B65D 5/00; B65D 5/001;
B65D 5/0227; B65D 5/0254; B65D

5/0045; B65D 5/18; B65D 5/2033; B65D
5/38; B65D 1/32; B65D 1/00; B65D
1/22; B65D 1/24; B65D 1/34; B65D 1/38
See application file for complete search history.

(56) **References Cited**

U.S. PATENT DOCUMENTS

D699,587 S *	2/2014	Pilon	D9/697
D816,509 S *	5/2018	Jung	D9/697
D838,603 S *	1/2019	Kim	D9/697
D856,815 S *	8/2019	Rossi	D9/697

* cited by examiner

Primary Examiner — Abraham Bahta

(74) *Attorney, Agent, or Firm* — Manabu Kanesaka


(57) **CLAIM**

The ornamental design for a tube, as shown and described.

DESCRIPTION

FIG. 1 is a perspective view of a tube showing my new design;
 FIG. 2 is a front view thereof;
 FIG. 3 is a right side view thereof, a left side view being symmetrical to the right side view;
 FIG. 4 is a rear view thereof;
 FIG. 5 is a plan view thereof; and,
 FIG. 6 is a bottom view thereof.

1 Claim, 1 Drawing Sheet






Fig.1




Fig.2



Fig.3




Fig.4

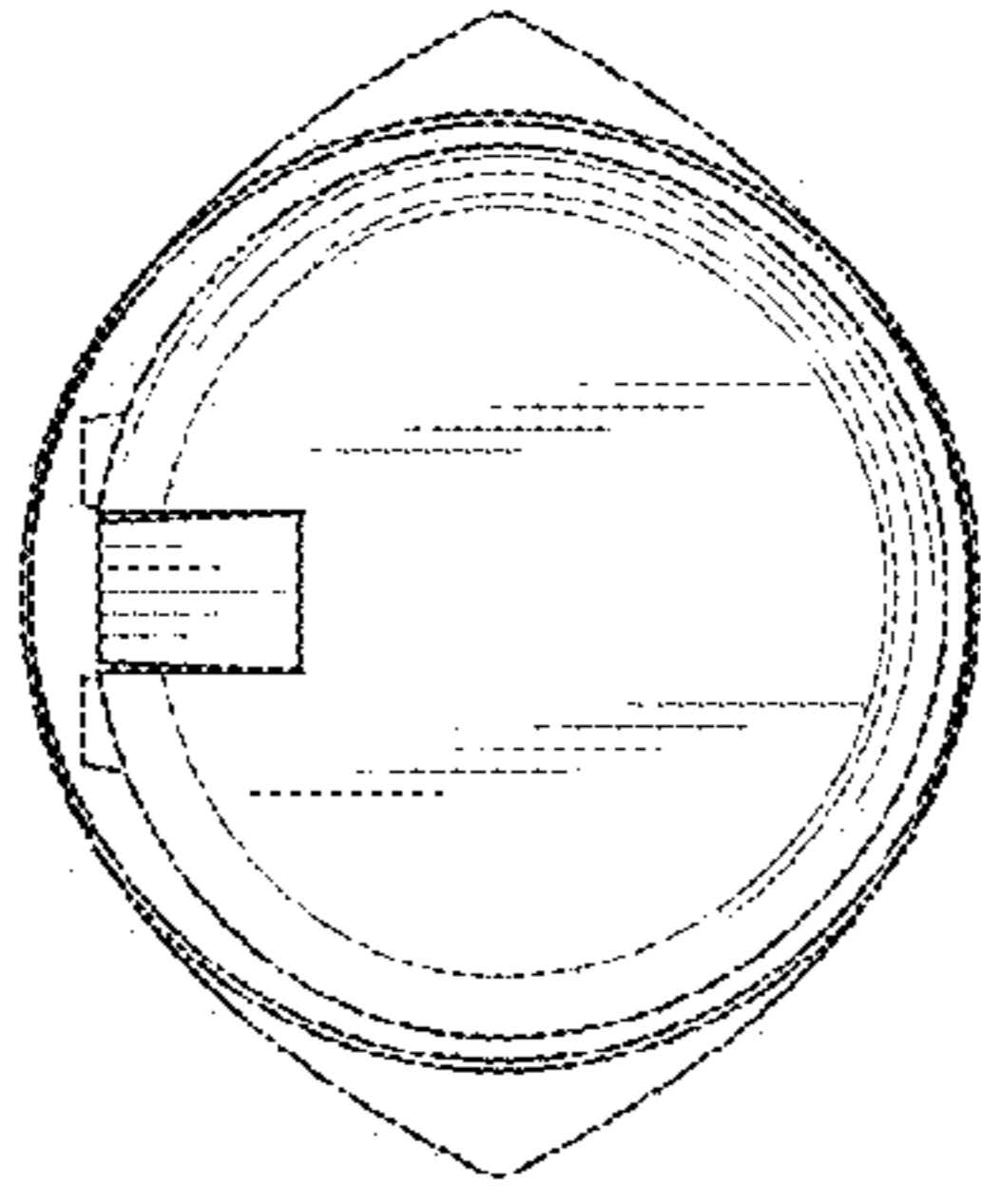


Fig.5

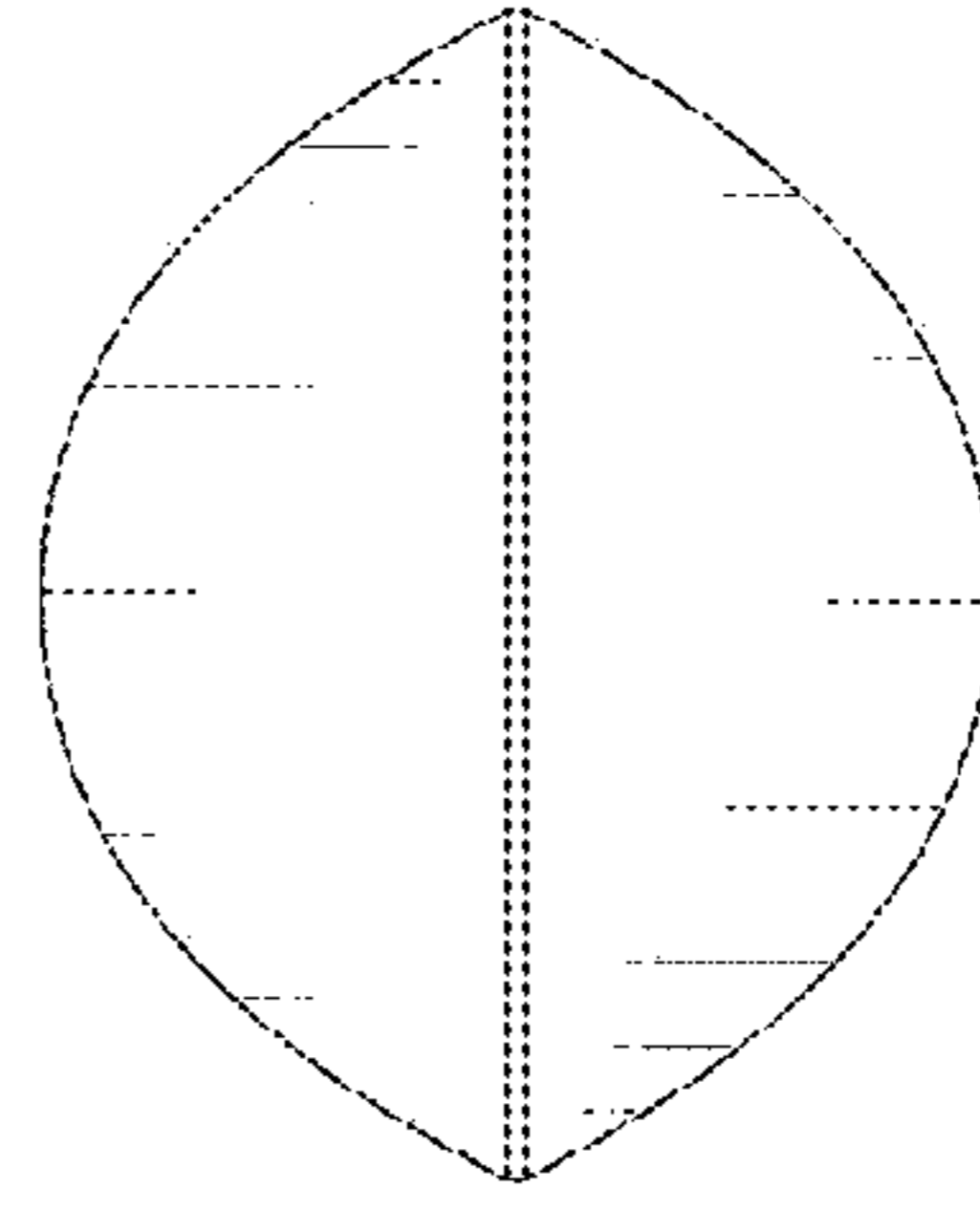


Fig.6