



US00D895431S

(12) **United States Design Patent** (10) **Patent No.:** **US D895,431 S**
Franco (45) **Date of Patent:** **** Sep. 8, 2020**

(54) **BOTTLE**

(71) Applicant: **Abraham Franco**, North Miami Beach, FL (US)

(72) Inventor: **Abraham Franco**, North Miami Beach, FL (US)

(**) Term: **15 Years**

(21) Appl. No.: **29/695,623**

(22) Filed: **Jun. 20, 2019**

(51) **LOC (12) Cl.** **09-01**

(52) **U.S. Cl.**
USPC **D9/629**; D9/652; D9/544; D9/575

(58) **Field of Classification Search**
USPC D3/202, 270, 271.1–271.4; D7/301–303, D7/509–511, 514–521, 529, 594, 599, D7/604, 613, 619.2, 623, 628; D9/600, D9/625, 649, 652, 667, 500–516, 520, D9/523, 528, 544–546, 562, 572–575, D9/629; 206/457, 459.5, 527; 215/381–384, 400; D11/56, 61, 103, 116, D11/132
CPC B65D 5/42; B65D 5/4258; B65D 81/60; B65D 81/365; B65D 81/366; B65D 81/368; B65D 2203/00; B65D 2203/02; B65D 5/4208; B65D 77/00; B65D 67/00; A63H 33/16

See application file for complete search history.

(56) **References Cited**

U.S. PATENT DOCUMENTS

| | | | |
|--------------|---------|-------------------|---------|
| D114,006 S * | 3/1939 | Blunt | D9/652 |
| D149,996 S * | 6/1948 | Bachinsky | D9/629 |
| D162,093 S * | 2/1951 | Stuedler | D9/629 |
| D168,416 S * | 12/1952 | McGinnis | D9/629 |
| D254,902 S * | 5/1980 | Jaramillo | D11/56 |
| D354,908 S * | 1/1995 | Barre | D9/629 |
| D366,225 S * | 1/1996 | Riegle | D11/116 |
| D424,929 S * | 5/2000 | Korastinsky | D9/629 |
| D628,897 S * | 12/2010 | Eisenberger | D9/629 |
| D653,121 S * | 1/2012 | Lara | D9/629 |

* cited by examiner

Primary Examiner — Sandra L Morris
(74) *Attorney, Agent, or Firm* — Malloy & Malloy, PL; Peter Matos


(57) **CLAIM**

The ornamental design for a bottle, as shown and described.

DESCRIPTION

FIG. 1 is a front elevation view of a bottle showing my new design;
FIG. 2 is a front perspective view thereof;
FIG. 3 is a rear elevation view thereof;
FIG. 4 is a ¾ perspective view thereof;
FIG. 5 is a top plan view thereof;
FIG. 6 is a bottom plan view thereof;
FIG. 7 is a left side elevation view thereof; and,
FIG. 8 is a right side elevation view thereof.

1 Claim, 8 Drawing Sheets






Fig. 1




Fig. 2




Fig. 3




Fig. 4

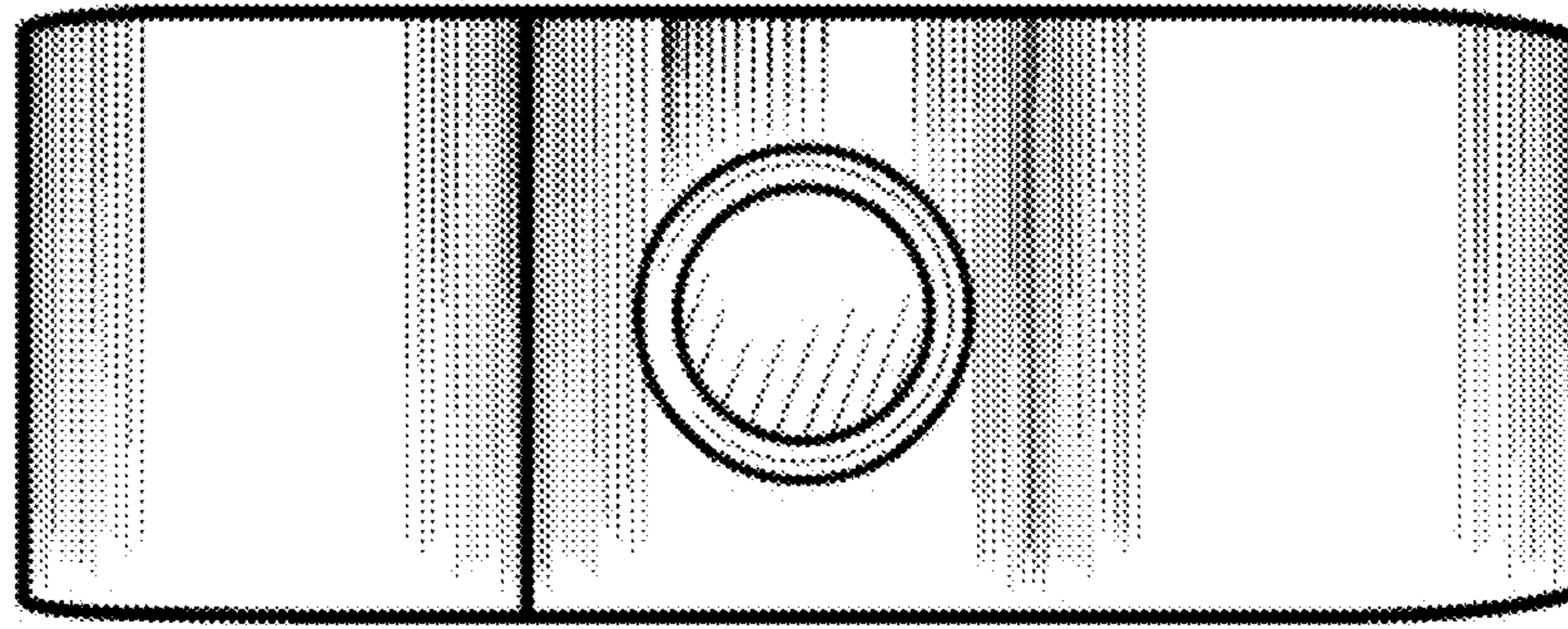


Fig. 5



Fig. 6




Fig. 7




Fig. 8