



US00D895416S

(12) **United States Design Patent**
Koiwa

(10) **Patent No.:** **US D895,416 S**
(45) **Date of Patent:** **** Sep. 8, 2020**

(54) **SPRING FOR SPRINKLER HEAD**
(71) Applicant: **SENJU SPRINKLER CO., LTD.**,
Adachi-ku, Tokyo (JP)
(72) Inventor: **Yasuaki Koiwa**, Tokyo (JP)
(73) Assignee: **SENJU SPRINKLER CO., LTD.**,
Adachi-ku, Tokyo (JP)
(**) Term: **15 Years**

2,636,704 A * 4/1953 Norberg F16L 3/003
248/79
2,777,032 A * 1/1957 Burch H01H 37/5409
337/91
2,880,637 A * 4/1959 Koenig F16B 39/28
81/10
2,922,454 A * 1/1960 Vossloh F16B 39/24
411/147
RE28,578 E * 10/1975 Burch H01H 13/36
200/407
4,108,247 A 8/1978 Mohler
4,174,552 A * 11/1979 Franklin A47H 13/01
160/349.2

(21) Appl. No.: **29/656,207**
(22) Filed: **Jul. 11, 2018**

(Continued)

(30) **Foreign Application Priority Data**

FOREIGN PATENT DOCUMENTS

Jan. 12, 2018 (JP) 2018-00343

TW 181645 D 3/2017

(51) **LOC (12) Cl.** **08-99**

(52) **U.S. Cl.**
USPC **D8/499; D23/214**

OTHER PUBLICATIONS

(58) **Field of Classification Search**
USPC D8/394-396, 399, 499; D23/214
See application file for complete search history.

Office Action (Notice of Allowance) dated Dec. 28, 2018, by the Taiwanese Patent Office in corresponding Taiwanese Patent Application No. 107302831. (3 pages).

Primary Examiner — John Windmuller
(74) *Attorney, Agent, or Firm* — Buchanan, Ingersoll & Rooney PC

(56) **References Cited**

(57) **CLAIM**

U.S. PATENT DOCUMENTS


The ornamental design for a spring for a sprinkler head, as shown and described.

D33,557 S * 11/1900 Lyman D8/399
D34,541 S * 5/1901 Williams D8/399
D34,560 S * 5/1901 De Long D19/65
1,764,950 A * 6/1930 Griner A47G 27/0418
24/575.1
1,915,640 A * 6/1933 Alsaker F16B 21/186
411/532
1,979,674 A * 11/1934 Cowan A47H 13/04
160/387
2,518,179 A * 8/1950 Quinby A01K 15/003
24/131 R
2,624,819 A * 1/1953 Andersen H01H 5/18
337/367

DESCRIPTION

FIG. 1 is a front elevational view of a spring for a sprinkler head showing my new design, a rear elevational view thereof being a same image;
FIG. 2 is a right side elevational view thereof; a left side elevational view thereof being a same image;
FIG. 3 is a top plan view thereof; and,
FIG. 4 is a bottom plan view thereof.

1 Claim, 4 Drawing Sheets



(56)

References Cited

U.S. PATENT DOCUMENTS

4,319,758 A * 3/1982 Nicholson F16J 15/3204
 277/345
 D297,813 S * 9/1988 Marx D32/65
 4,796,355 A * 1/1989 Burch H01H 5/18
 228/173.6
 4,822,959 A * 4/1989 Schwab H01H 13/48
 200/290
 4,880,063 A 11/1989 Leininger et al.
 4,941,254 A * 7/1990 Davis H01H 5/30
 200/407
 4,979,712 A * 12/1990 Rios A47K 3/281
 248/215
 5,147,093 A * 9/1992 Tisdale A63F 9/0876
 273/153 R
 5,149,150 A * 9/1992 Davis H01H 5/30
 200/83 R
 5,269,499 A * 12/1993 Schwab F16F 1/322
 200/290
 5,555,972 A * 9/1996 Schwab H01H 13/36
 200/407

D423,916 S * 5/2000 Kalat D8/370
 D434,310 S * 11/2000 Kalat D8/395
 D476,847 S * 7/2003 Kingsley D7/388
 6,715,561 B2 4/2004 Franson
 D499,008 S * 11/2004 Chang D8/370
 D528,407 S * 9/2006 Schwab D8/399
 7,735,189 B2 * 6/2010 Richardson A47H 13/01
 16/87.2
 D672,227 S * 12/2012 Hendricks D8/394
 D680,857 S * 4/2013 Rumpel D8/395
 D706,617 S * 6/2014 Hendricks D8/354
 D767,978 S * 10/2016 Kusmirek D8/370
 D796,307 S * 9/2017 Smith D8/394
 D801,168 S * 10/2017 Vavrinak D8/402
 D801,854 S * 11/2017 Katz D11/202
 D804,938 S * 12/2017 Wesley D8/367
 D806,240 S * 12/2017 Smith D24/128
 D817,753 S * 5/2018 Pedley D8/399
 D877,095 S * 3/2020 Nakao D13/173
 D878,192 S * 3/2020 Markusic D8/395
 2002/0000504 A1 * 1/2002 Bayne F21S 4/10
 248/302
 2007/0261330 A1 * 11/2007 Liu 13/4

* cited by examiner




FIG. 1

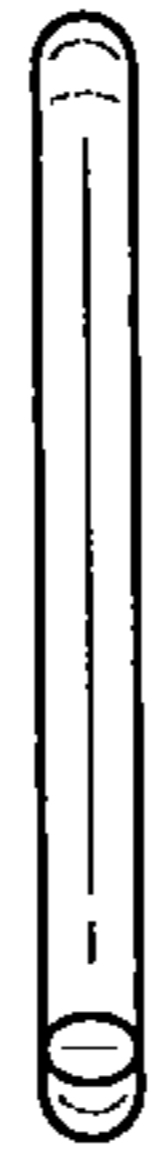


FIG. 2

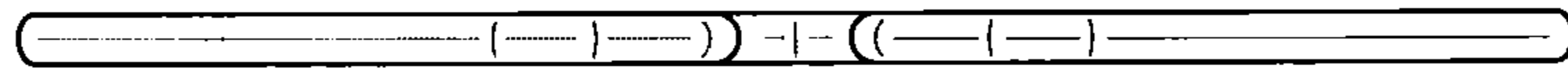


FIG. 3

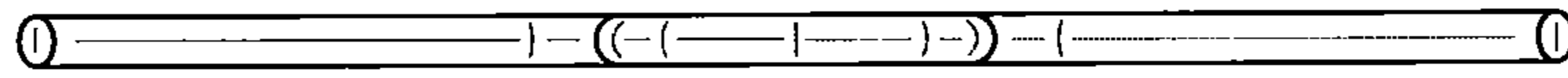


FIG. 4