



US00D895395S

(12) **United States Design Patent**  
**French**

(10) **Patent No.:** **US D895,395 S**

(45) **Date of Patent:** **\*\* Sep. 8, 2020**

- (54) **HANDLE**
- (71) Applicant: **Nicholas French**, Doulas, MI (US)
- (72) Inventor: **Nicholas French**, Doulas, MI (US)
- (\*\*) Term: **15 Years**
- (21) Appl. No.: **29/681,488**
- (22) Filed: **Feb. 26, 2019**

**Related U.S. Application Data**

- (63) Continuation of application No. 29/610,043, filed on Jul. 8, 2017, now Pat. No. Des. 841,414.
- (51) **LOC (12) Cl.** ..... **08-05**
- (52) **U.S. Cl.**  
USPC ..... **D8/107; D8/10**
- (58) **Field of Classification Search**  
USPC ..... D8/1, 10, 107  
CPC .... A01B 1/04; A01B 1/02; A01B 1/12; A01B 1/18; A01B 1/026; E01H 5/02  
See application file for complete search history.

**References Cited**

**U.S. PATENT DOCUMENTS**

845,549 A	2/1907	Henry
3,078,604 A	2/1963	Neuman
3,218,738 A	11/1965	Bowerman
4,149,744 A	4/1979	Bonnes
4,199,181 A	4/1980	Mason
4,280,727 A	7/1981	Germain
4,559,726 A	12/1985	Moisan
4,865,373 A	9/1989	Hudson
4,985,961 A	1/1991	Kegley
4,991,324 A	2/1991	Fine et al.
5,348,360 A	9/1994	Mencarelli
5,440,828 A	8/1995	Simpson
D381,375 S	7/1997	Spear et al.
D395,212 S	6/1998	Vosbikian

5,810,408 A	9/1998	Armstrong	
5,906,060 A	5/1999	Tonry	
5,975,602 A	11/1999	Zan	
D433,889 S	11/2000	Spear	
6,290,273 B1	9/2001	Moisan	
6,334,640 B1	1/2002	Werner et al.	
D477,755 S	7/2003	Markley	
D488,046 S *	4/2004	Marquardt	..... D8/107
D553,920 S	10/2007	Rosine	
D558,004 S	12/2007	Kelly, Jr.	
7,305,779 B1	12/2007	Purvis	
D572,094 S	7/2008	Rosine et al.	
7,581,771 B2	9/2009	Rosine	
8,166,677 B1	5/2012	Woyak	
D676,723 S	2/2013	Norwood et al.	
D708,495 S	7/2014	Stein	
D711,209 S *	8/2014	Fischer	..... B25G 1/102 D8/300
8,800,175 B1	8/2014	Faraci et al.	
D718,100 S	11/2014	Masalin et al.	
9,353,493 B1	5/2016	French	

(Continued)

*Primary Examiner* — Sheryl Lane  
*Assistant Examiner* — Calvin E Vansant  
 (74) *Attorney, Agent, or Firm* — King & Partners, PLC

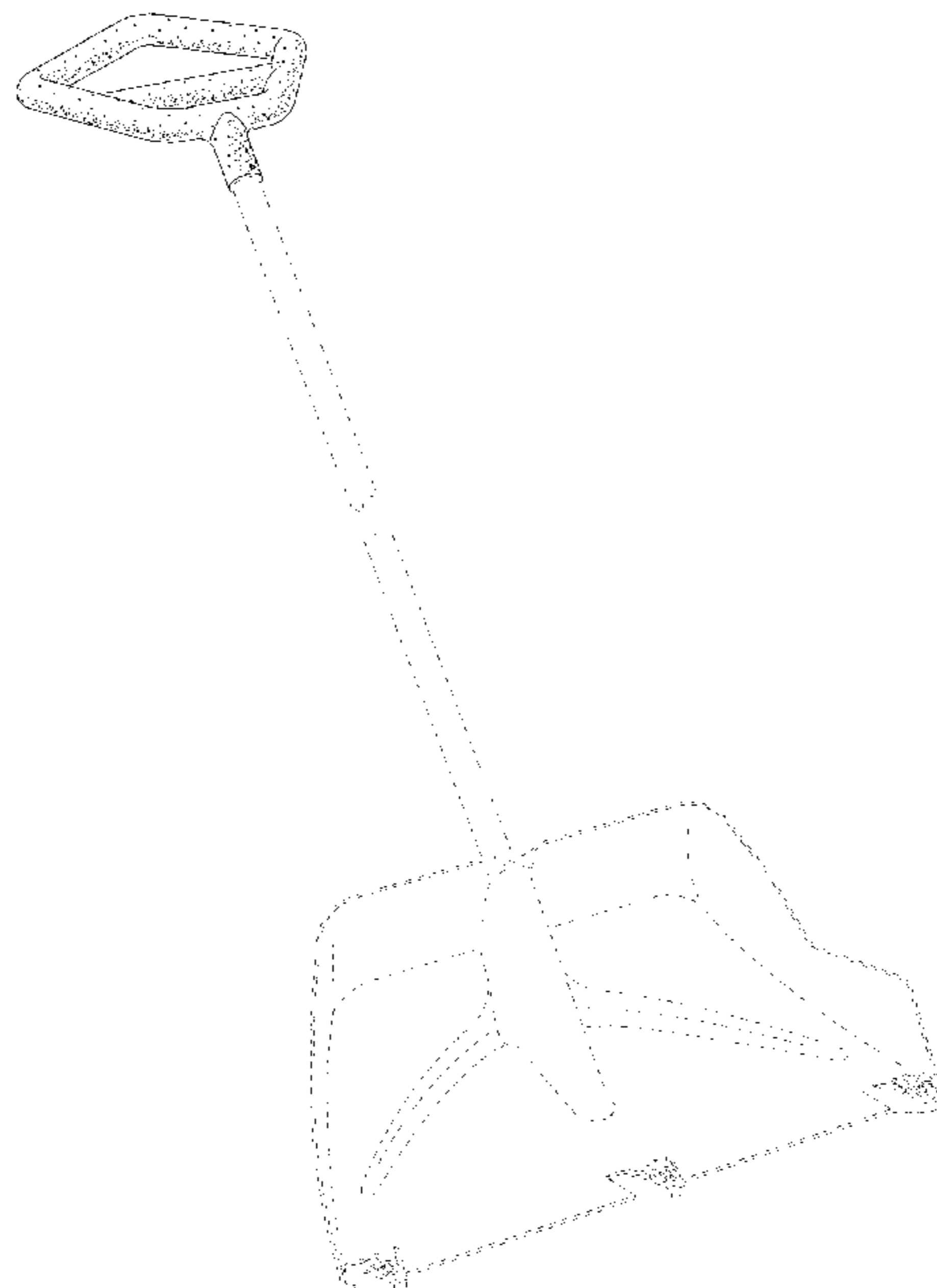
(57) **CLAIM**

The ornamental design for a handle, as shown and described.

**DESCRIPTION**

FIG. 1 is a front perspective view of a handle showing, in particular, the ornamental design thereof.  
 FIG. 2 is a front view of the handle of FIG. 1.  
 FIG. 3 is a rear view of the handle of FIG. 1; and,  
 FIG. 4 is a left side view of the handle of FIG. 1, and the right side view being a mirror image.  
 The broken line portions of FIGS. 1-4 are included to show unclaimed subject matter only and form no part of the claimed design.

**1 Claim, 4 Drawing Sheets**



(56)

**References Cited**

U.S. PATENT DOCUMENTS

D758,152	S	6/2016	Blouin et al.	
D782,888	S	4/2017	Philenza	
D809,353	S	2/2018	Blouin et al.	
D841,414	S *	2/2019	French .....	D8/10
D863,903	S *	10/2019	Hua .....	D8/10
2004/0222652	A1	11/2004	Colville	
2005/0160632	A1	7/2005	Williams	
2005/0184542	A1	8/2005	Moreschini	
2006/0249964	A1	11/2006	Brazeau	
2007/0145756	A1	6/2007	DeWinter	
2011/0198875	A1	8/2011	Smith	
2014/0217759	A1	8/2014	Uffner et al.	
2018/0087229	A1 *	3/2018	French .....	E01H 5/02

\* cited by examiner

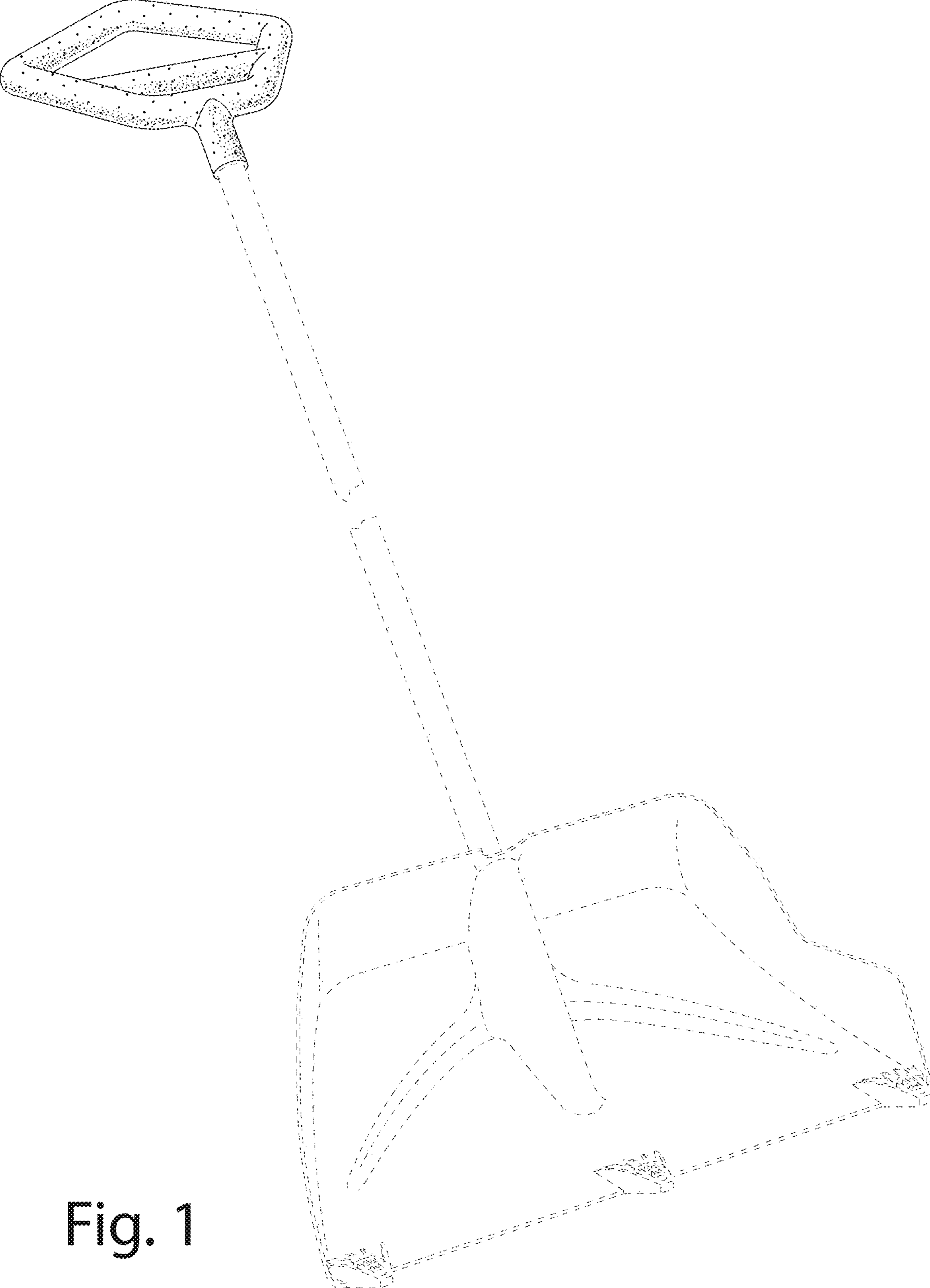


Fig. 1

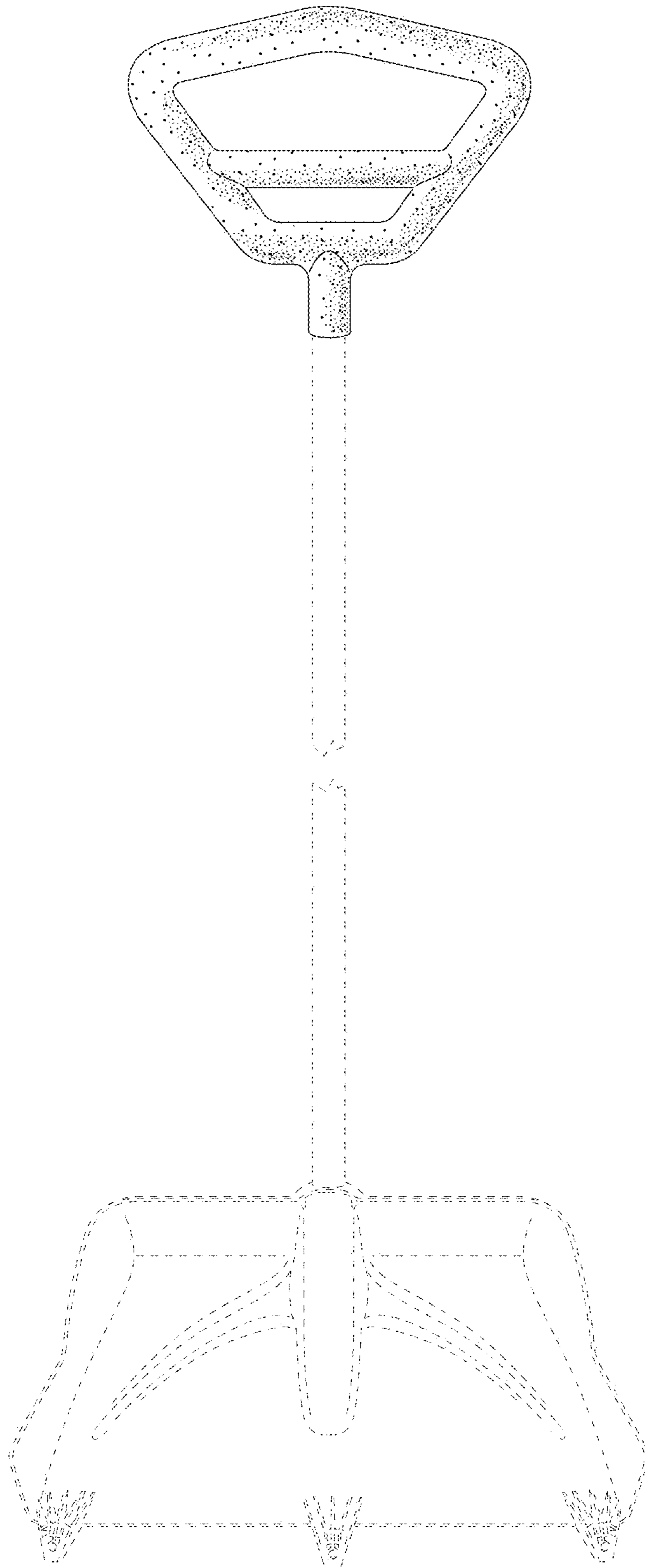


Fig. 2

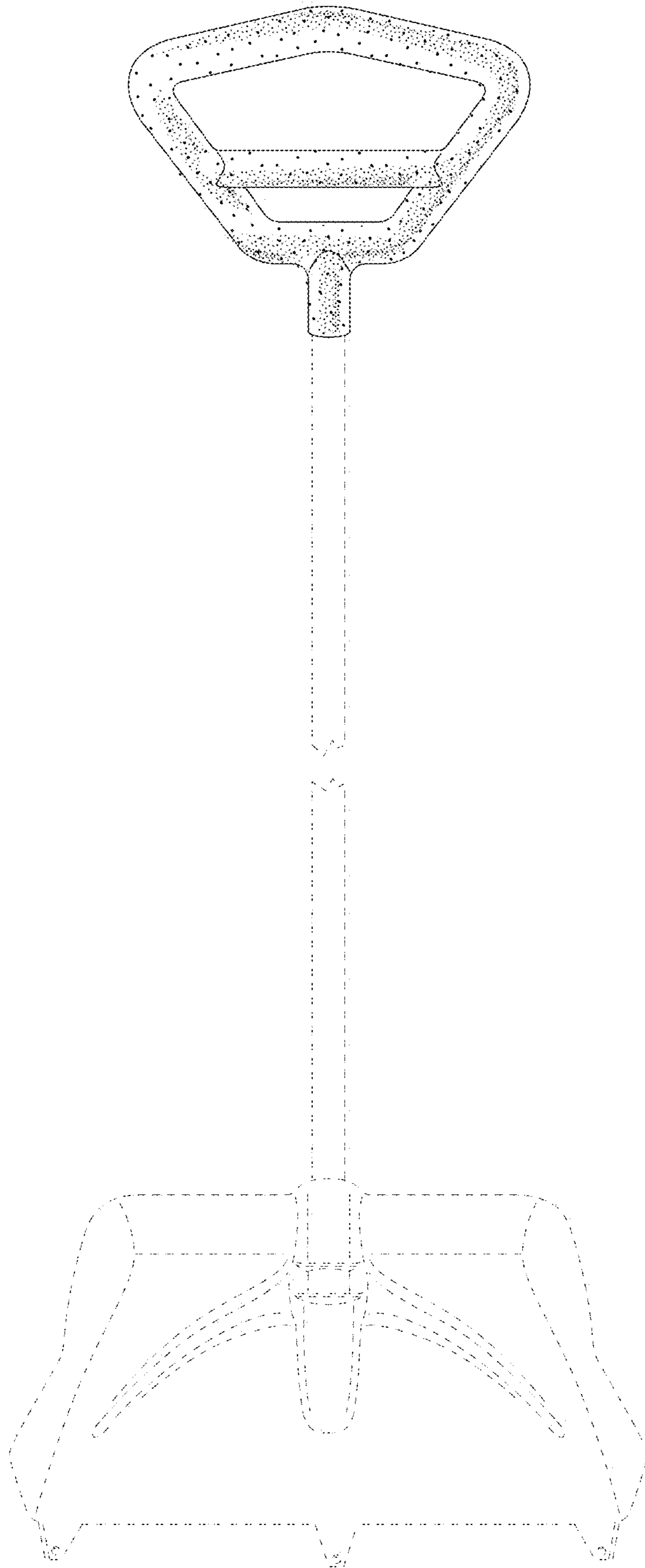


Fig. 3




Fig. 4