



US00D895394S

(12) **United States Design Patent** (10) **Patent No.:** **US D895,394 S**
French (45) **Date of Patent:** **** Sep. 8, 2020**

(54) **HANDLE**
(71) Applicant: **Nicholas French**, Doulas, MI (US)
(72) Inventor: **Nicholas French**, Doulas, MI (US)
(**) Term: **15 Years**
(21) Appl. No.: **29/681,482**
(22) Filed: **Feb. 26, 2019**

Related U.S. Application Data

(63) Continuation of application No. 29/610,042, filed on Jul. 8, 2017, now Pat. No. Des. 841,413.
(51) **LOC (12) Cl.** **08-05**
(52) **U.S. Cl.**
USPC **D8/107; D8/10**
(58) **Field of Classification Search**
USPC D8/1, 10, 107
CPC A01B 1/04; A01B 1/02; A01B 1/12; A01B 1/18; A01B 1/026; E01H 5/02
See application file for complete search history.

References Cited

U.S. PATENT DOCUMENTS

845,549 A	2/1907	Henry	
3,078,604 A	2/1963	Neuman	
3,218,738 A	11/1965	Bowerman	
D204,008 S *	3/1966	Louik	D8/1
4,149,744 A	4/1979	Bonnes	
4,199,181 A	4/1980	Mason	
4,280,727 A	7/1981	Germain	
4,559,726 A	12/1985	Moisan	
4,865,373 A	9/1989	Hudson	
4,985,961 A	1/1991	Kegley	
4,991,324 A	2/1991	Fine et al.	
5,348,360 A	9/1994	Mencarelli	
5,440,828 A	8/1995	Simpson	
D381,375 S	7/1997	Spear et al.	

D384,866 S *	10/1997	Tisbo	D8/10
D395,212 S	6/1998	Vosbikian	
5,810,408 A	9/1998	Armstrong	
5,906,060 A	5/1999	Tonry	
5,975,602 A	11/1999	Zan	
D433,889 S	11/2000	Spear	
6,290,273 B1	9/2001	Moisan	
6,334,640 B1	1/2002	Werner et al.	
D477,755 S	7/2003	Markley	
D537,700 S *	3/2007	Demar	D8/107
D553,920 S	10/2007	Rosine	
D558,004 S	12/2007	Kelly, Jr.	
7,305,779 B1	12/2007	Purvis	
D572,094 S	7/2008	Rosine et al.	
7,581,771 B2	9/2009	Rosine	
8,166,677 B1	5/2012	Woyak	
D664,020 S *	7/2012	Kopp	A61F 5/0118 D8/107
D673,822 S *	1/2013	Kopp	D8/10
D676,723 S	2/2013	Norwood et al.	
D680,403 S *	4/2013	Adams	D8/107

(Continued)

Primary Examiner — Sheryl Lane
Assistant Examiner — Calvin E Vansant
(74) *Attorney, Agent, or Firm* — King & Partners, PLC

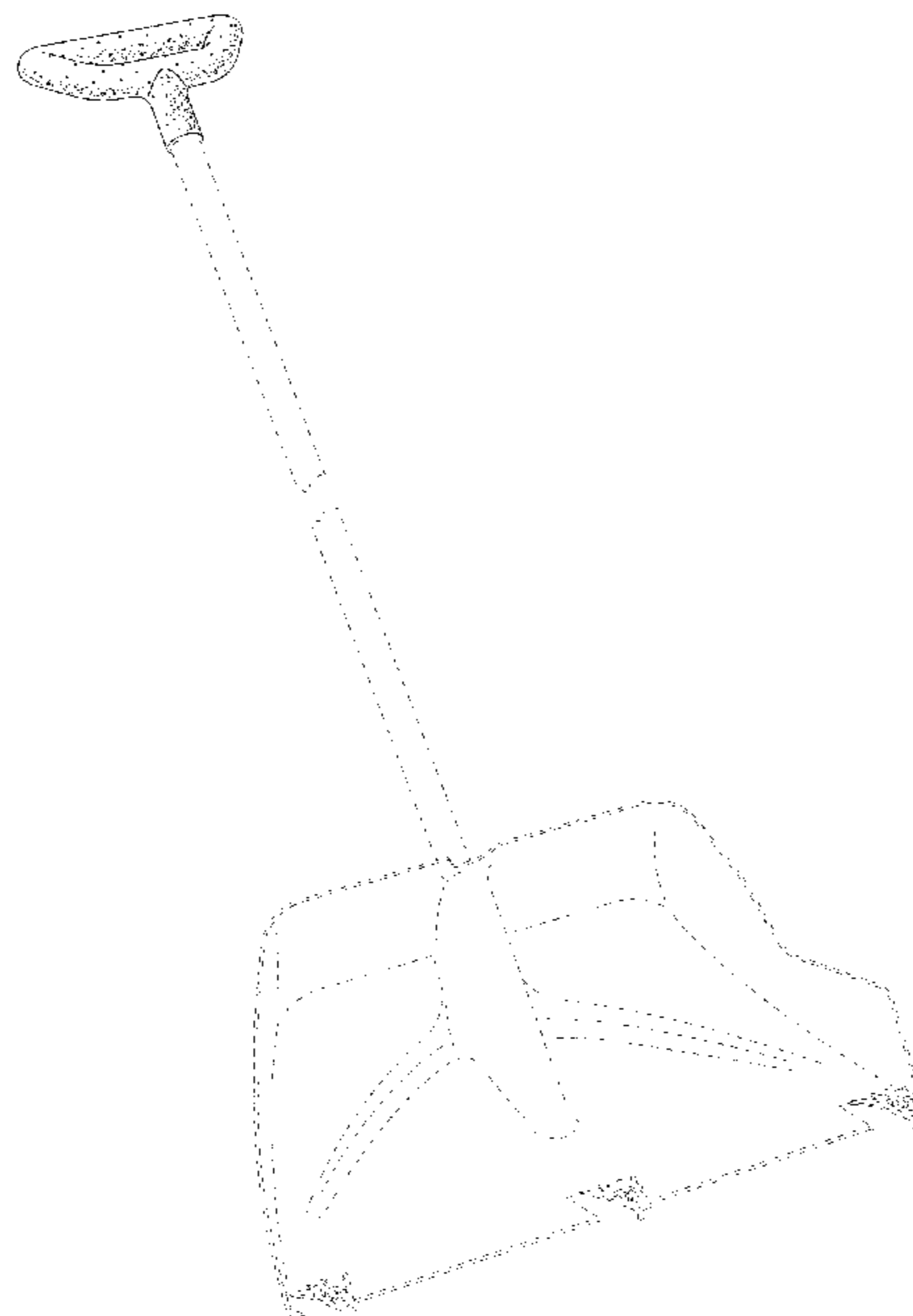
(57) **CLAIM**

The ornamental design for a handle, as shown and described.

DESCRIPTION

FIG. 1 is a front perspective view of a handle showing, in particular, the ornamental design thereof.
FIG. 2 is a front view of the handle of FIG. 1.
FIG. 3 is a rear view of the handle of FIG. 1; and,
FIG. 4 is a left side view of the handle of FIG. 1, and the right side view being a mirror image.
The broken line portions of FIGS. 1-4 are included to show unclaimed subject matter only and form no part of the claimed design.

1 Claim, 4 Drawing Sheets



(56)

References Cited

U.S. PATENT DOCUMENTS

D708,495	S	7/2014	Stein	
D711,209	S *	8/2014	Fischer	B25G 1/102 D8/300
8,800,175	B1	8/2014	Faraci et al.	
D718,100	S	11/2014	Masalin et al.	
9,353,493	B1	5/2016	French	
D758,152	S	6/2016	Blouin et al.	
D782,888	S	4/2017	Philenza	
D809,353	S	2/2018	Blouin et al.	
D841,413	S *	2/2019	French	D8/10
D865,460	S *	11/2019	Masalin	D8/10
D882,370	S *	4/2020	Roberts	B25G 1/102 D8/107
2004/0222652	A1	11/2004	Colville	
2005/0160632	A1	7/2005	Williams	
2005/0184542	A1	8/2005	Moreschini	
2006/0174449	A1 *	8/2006	Hughes	A61F 5/0118 16/430
2006/0249964	A1	11/2006	Brazeau	
2007/0145756	A1	6/2007	DeWinter	
2011/0198875	A1	8/2011	Smith	
2014/0217759	A1	8/2014	Uffner et al.	

* cited by examiner

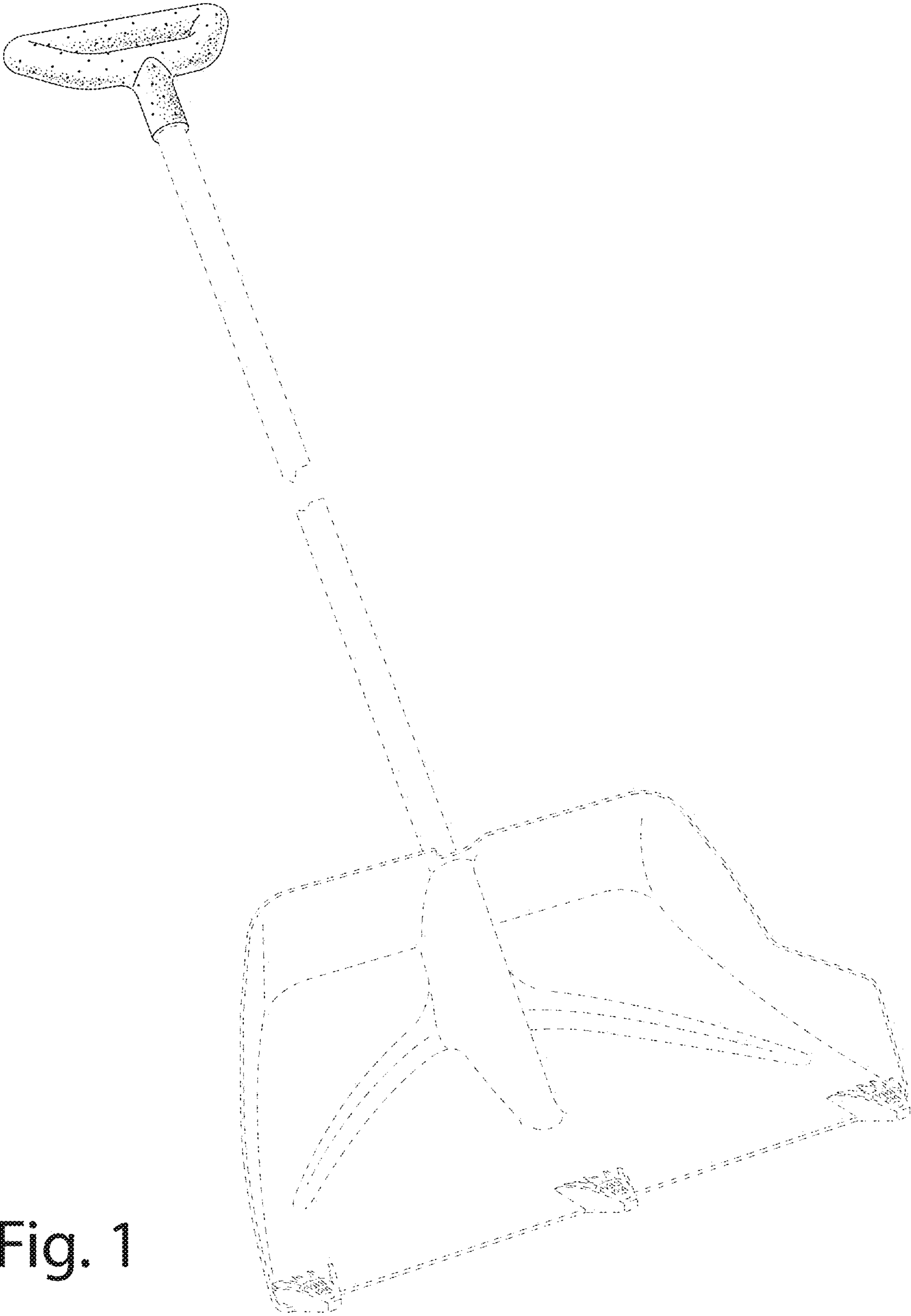


Fig. 1

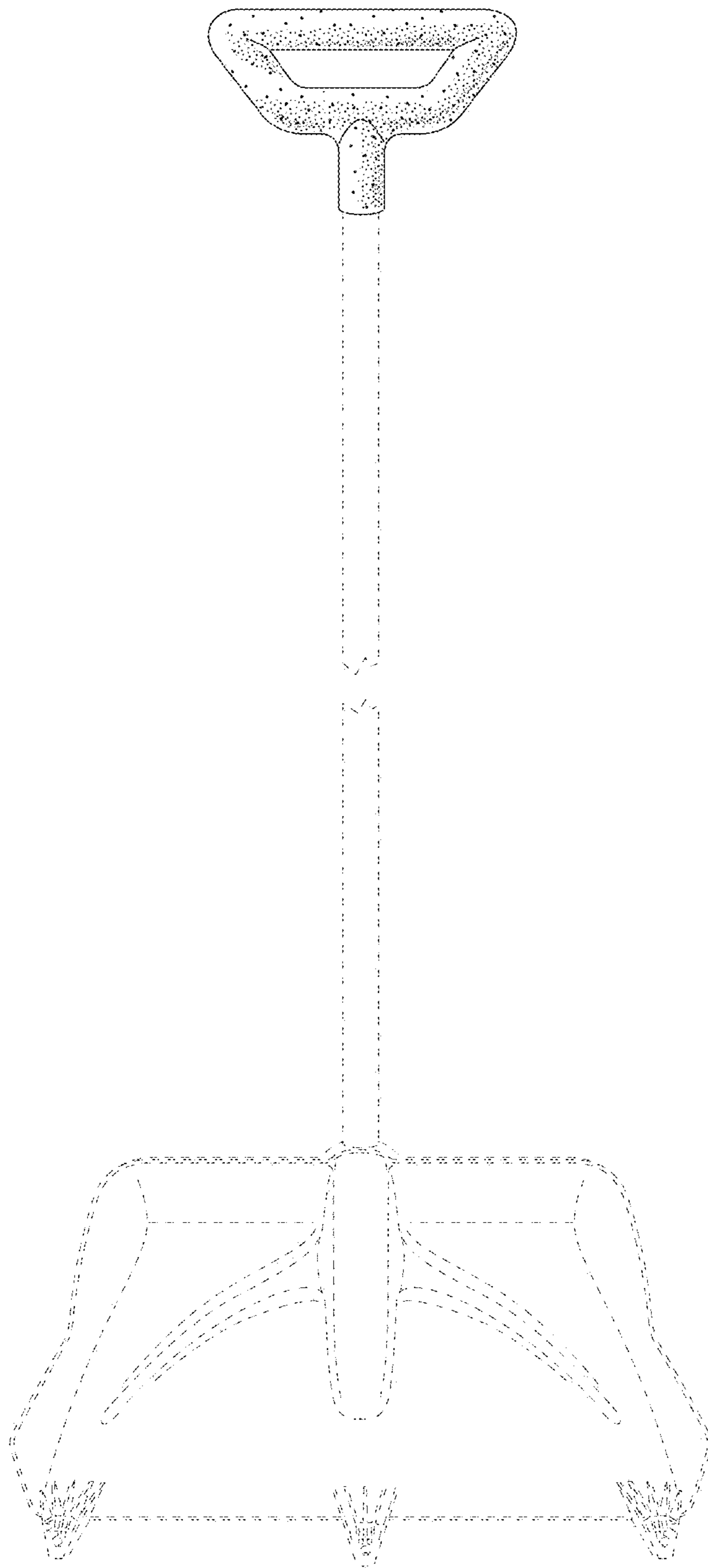


Fig. 2

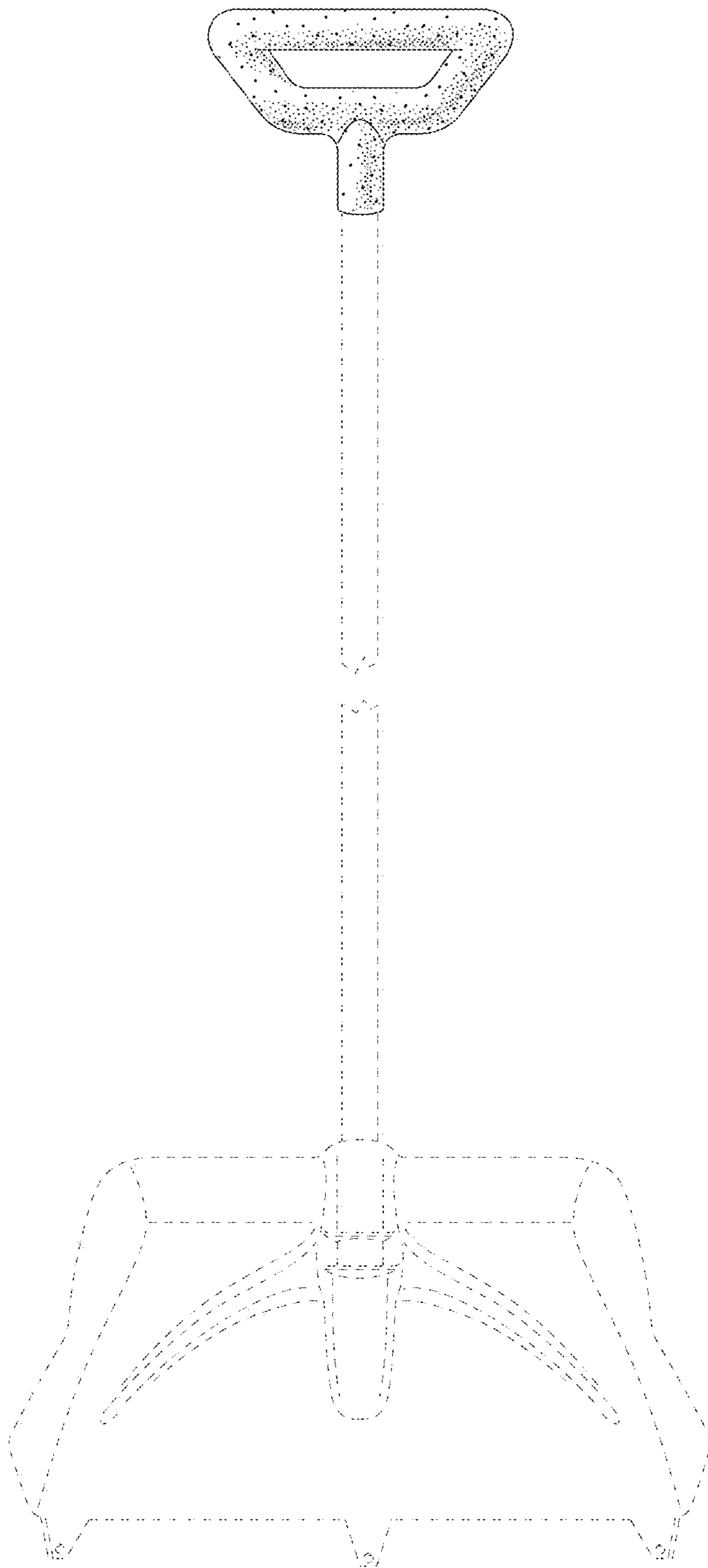


Fig. 3

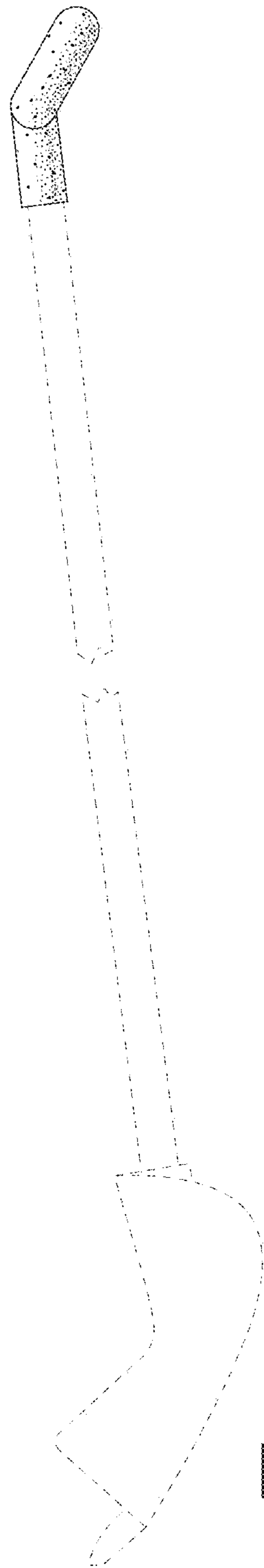


Fig. 4