

US00D895342S

(12) **United States Design Patent** (10) **Patent No.:** **US D895,342 S**
De Oliveira (45) **Date of Patent:** **** Sep. 8, 2020**

(54) **TABLEWARE**
 (71) Applicant: **GRESTEL—Produtos Cerâmicos, S.A., Vagos (PT)**
 (72) Inventor: **Manuel António Torres De Oliveira, Vagos (PT)**
 (73) Assignee: **GRESTEL—Produtos Cerâmicos, S.A., Vagos (PT)**

D552,916 S * 10/2007 Bodum D7/316
 D552,917 S * 10/2007 Hurlbut D7/306
 D587,512 S * 3/2009 Dorney D7/316
 8,480,882 B2 * 7/2013 Cueman C02F 1/003
 116/298
 D729,566 S * 5/2015 Morgan D7/317
 D772,635 S * 11/2016 Zhu D7/317
 D817,065 S * 5/2018 Chen D7/318
 D821,796 S * 7/2018 Li D7/318
 D858,170 S * 9/2019 Chan D7/316

* cited by examiner

(**) Term: **15 Years**

Primary Examiner — Susan E Krakower

(21) Appl. No.: **29/653,789**

Assistant Examiner — Andrew Kerr

(22) Filed: **Jun. 19, 2018**

(74) *Attorney, Agent, or Firm* — Mark M. Friedman

(30) **Foreign Application Priority Data**

Dec. 19, 2017 (EP) 004556256-0008

(51) **LOC (12) Cl.** **07-01**

(52) **U.S. Cl.**
USPC **D7/318; D9/516**

(58) **Field of Classification Search**
 USPC D7/300, 312, 316, 318, 598, 602, 603;
 D10/46.2; D32/53
 CPC ... A47G 19/12; A47G 2019/122; A47J 27/21;
 A47J 27/21008; A47J 31/40; A47J 31/00;
 A47J 31/057; A47J 31/14
 See application file for complete search history.

(56) **References Cited**

U.S. PATENT DOCUMENTS

D379,732 S * 6/1997 Jeppesen D7/318
 6,295,831 B1 * 10/2001 Watson A47G 19/127
 220/592.16
 D516,364 S * 3/2006 Davies D7/316

(57) **CLAIM**

The ornamental design for a tableware, as shown and described.

DESCRIPTION

FIG. 1 is a top view of a tableware showing my design;
 FIG. 2 is a front view thereof;
 FIG. 3 is a left side view thereof;
 FIG. 4 is right side view thereof;
 FIG. 5 is a rear view thereof;
 FIG. 6 is a bottom view thereof;
 FIG. 7 is a top, left-side and front perspective view thereof;
 and,
 FIG. 8 is an enlarged front view of a detail thereof.
 The broken lines consisting of uneven dashes seen in figures encircling and referencing the enlargements form no part of the claimed design.
 The broken lines in the drawing views depict portions of the tableware that form no part of the claimed design.

1 Claim, 4 Drawing Sheets




Fig. 1

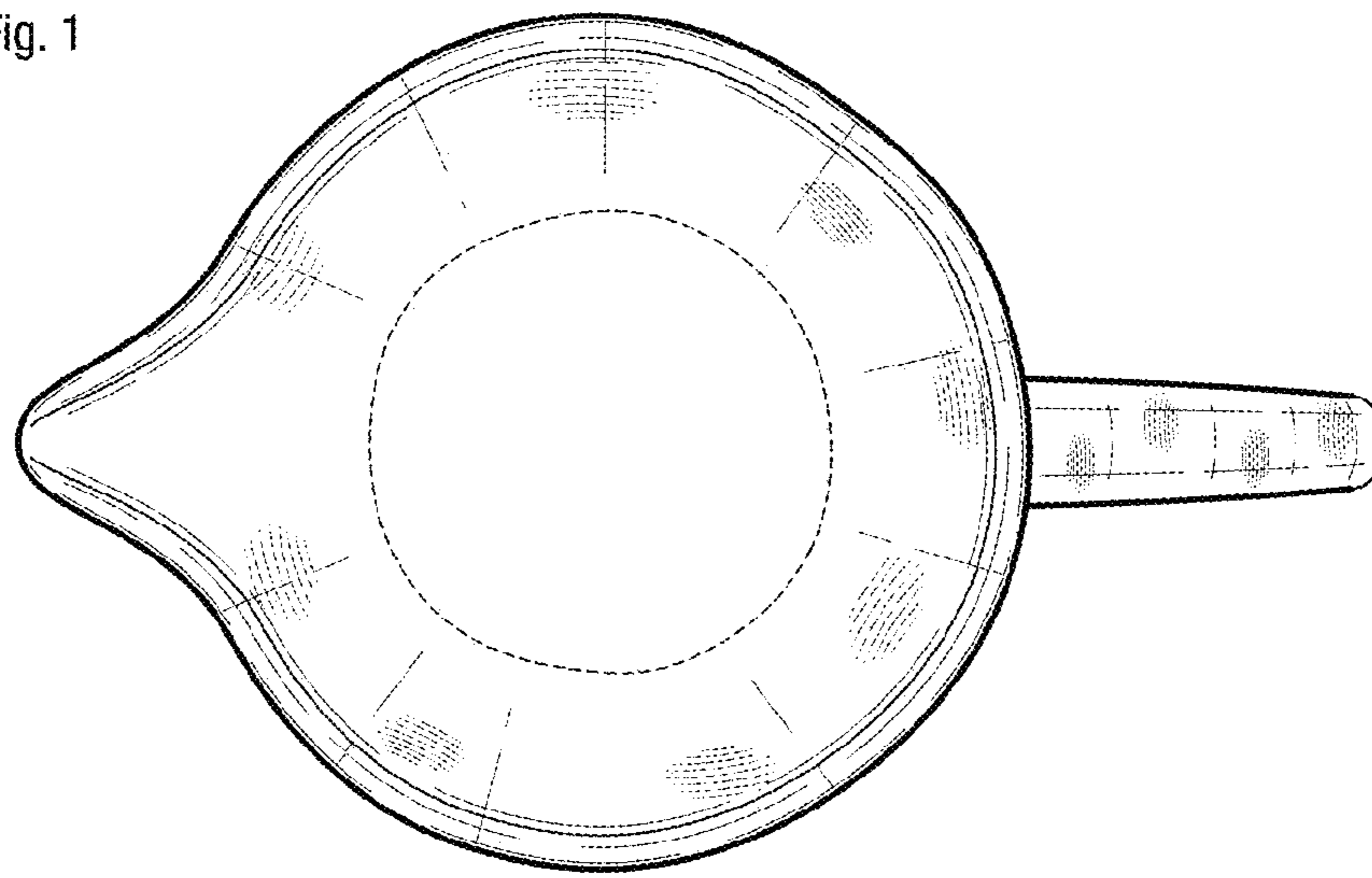


Fig. 2



Fig 3

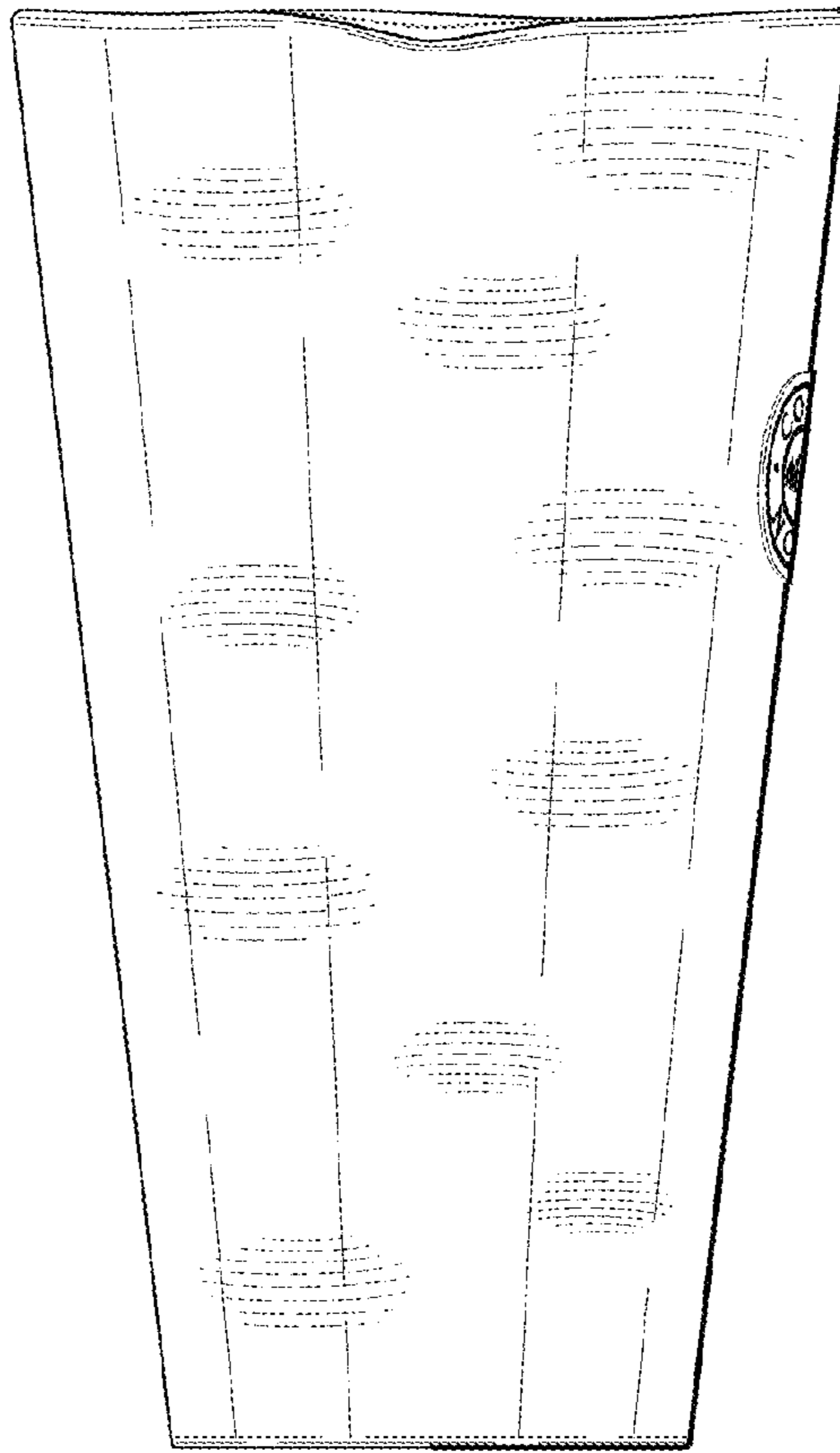


Fig 4

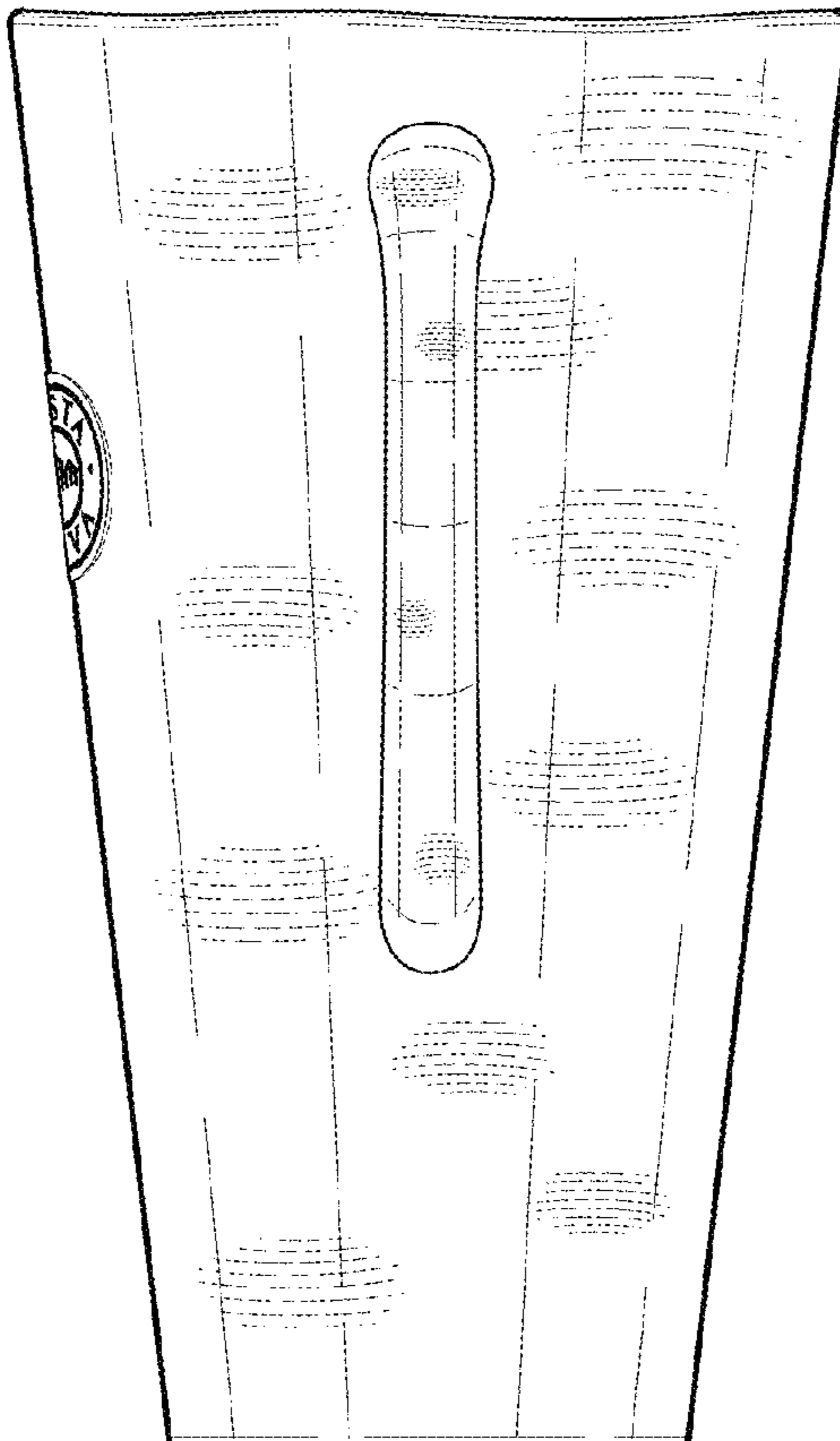


Fig. 5




Fig. 6

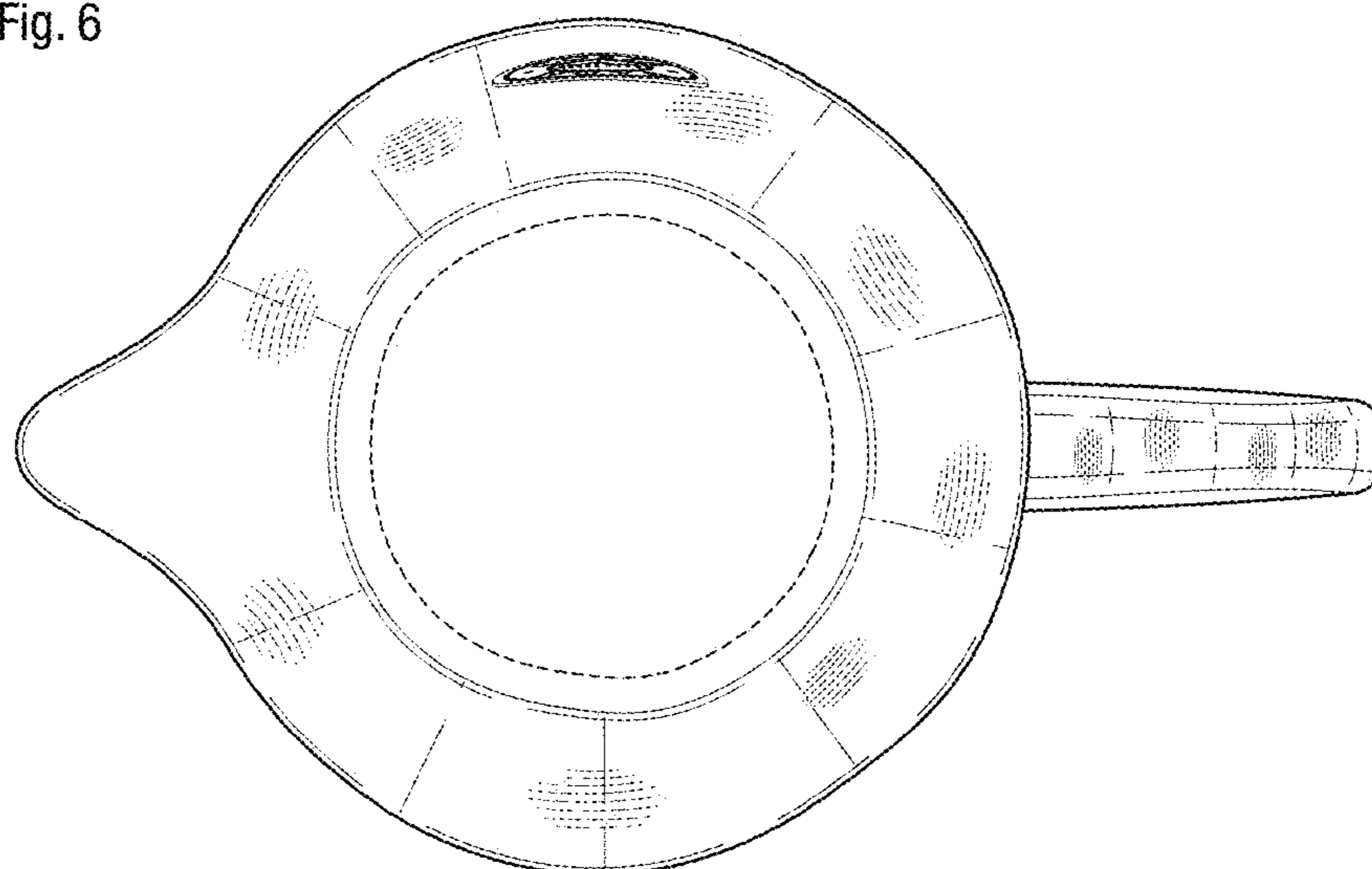


Fig. 7



Fig. 8

