



US00D895334S

(12) **United States Design Patent** (10) **Patent No.:** **US D895,334 S**
Caudill (45) **Date of Patent:** **** Sep. 8, 2020**

(54) **FURNITURE LEG**
(71) Applicant: **John P. Caudill**, Lancaster, KY (US)
(72) Inventor: **John P. Caudill**, Lancaster, KY (US)

D656,342 S * 3/2012 Blitzer D6/689
D663,973 S * 7/2012 Sullivan D6/691.8
D837,582 S * 1/2019 Liao D6/708.16

(**) Term: **15 Years**

(21) Appl. No.: **29/683,579**

(22) Filed: **Mar. 14, 2019**

(51) **LOC (12) Cl.** **06-06**

(52) **U.S. Cl.**
USPC **D6/709**; D6/349; D6/691

(58) **Field of Classification Search**
USPC D6/334, 349-353, 355, 364-365,
D6/691-691.9, 692-692.6, 709, 710,
D6/716-716.1, 716.5, 719, 329, 382, 392;
D25/65
CPC A47B 7/00-02; A47C 11/00; A47C 12/00;
A47C 13/00; A47C 16/00; A47C
16/02-04; A47C 9/00-105; A47K 17/02;
A47K 17/028

See application file for complete search history.

(56) **References Cited**

U.S. PATENT DOCUMENTS

D179,868 S * 3/1957 Trautvetter D6/708
3,081,841 A * 3/1963 Mauro B25H 1/06
182/224
4,746,088 A * 5/1988 Kruger A47B 91/00
248/188.8
4,860,667 A * 8/1989 Cardenas A47B 3/00
108/115
D450,495 S * 11/2001 Plavsic D6/709
D529,733 S * 10/2006 Domack D6/691.1
D653,881 S * 2/2012 Korb D6/709

OTHER PUBLICATIONS

Natural Teak Root Square Stool with Rope. [online] Retrieved Feb. 3, 2020 from URL: <https://www.casa-furniture.co.uk/product/natural-teak-root-square-stool-rope/>.*

* cited by examiner

Primary Examiner — Vy N Koenig
(74) *Attorney, Agent, or Firm* — Francis Law Firm
PLLC; James M. Francis

(57) **CLAIM**

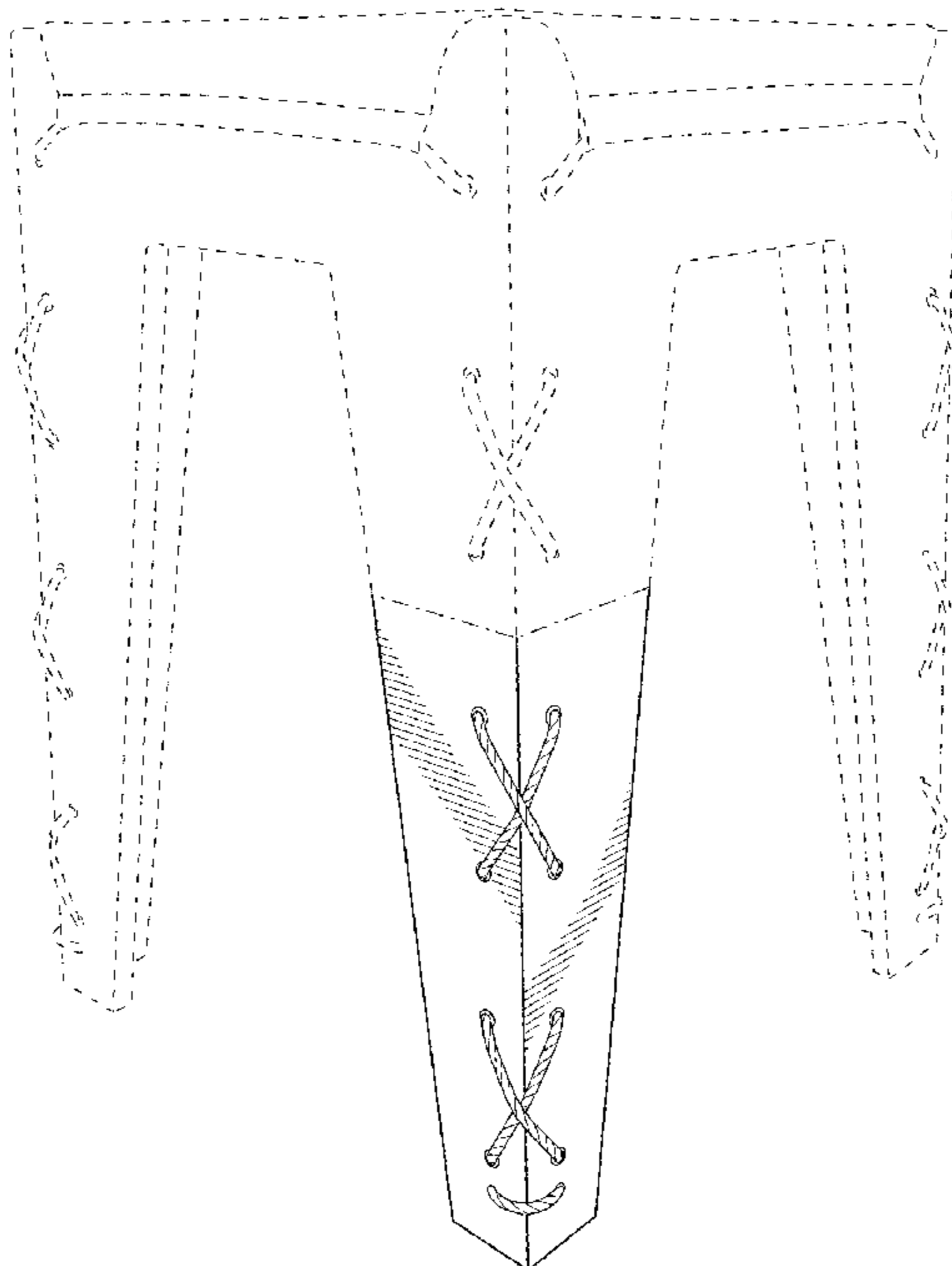
I claim the ornamental design for a furniture leg, as shown and described.

DESCRIPTION

FIG. 1 is a front perspective view of a furniture leg showing my new design in an example environment of use.
FIG. 2 is a front perspective view of a furniture leg shown separately to show aspects of the design that may not be apparent in other views.
FIG. 3 is a front elevational view thereof.
FIG. 4 is a right-side elevational view thereof.
FIG. 5 is a left-side elevational view thereof.
FIG. 6 is a rear view thereof; and,
FIG. 7 is a top plan view thereof.

The evenly dashed broken lines in FIGS. 1-7 depict an example and portions of the furniture leg that form no part of the claimed design. The unevenly dashed broken lines depict the boundaries of the claim and form no part of the claimed design.

1 Claim, 7 Drawing Sheets



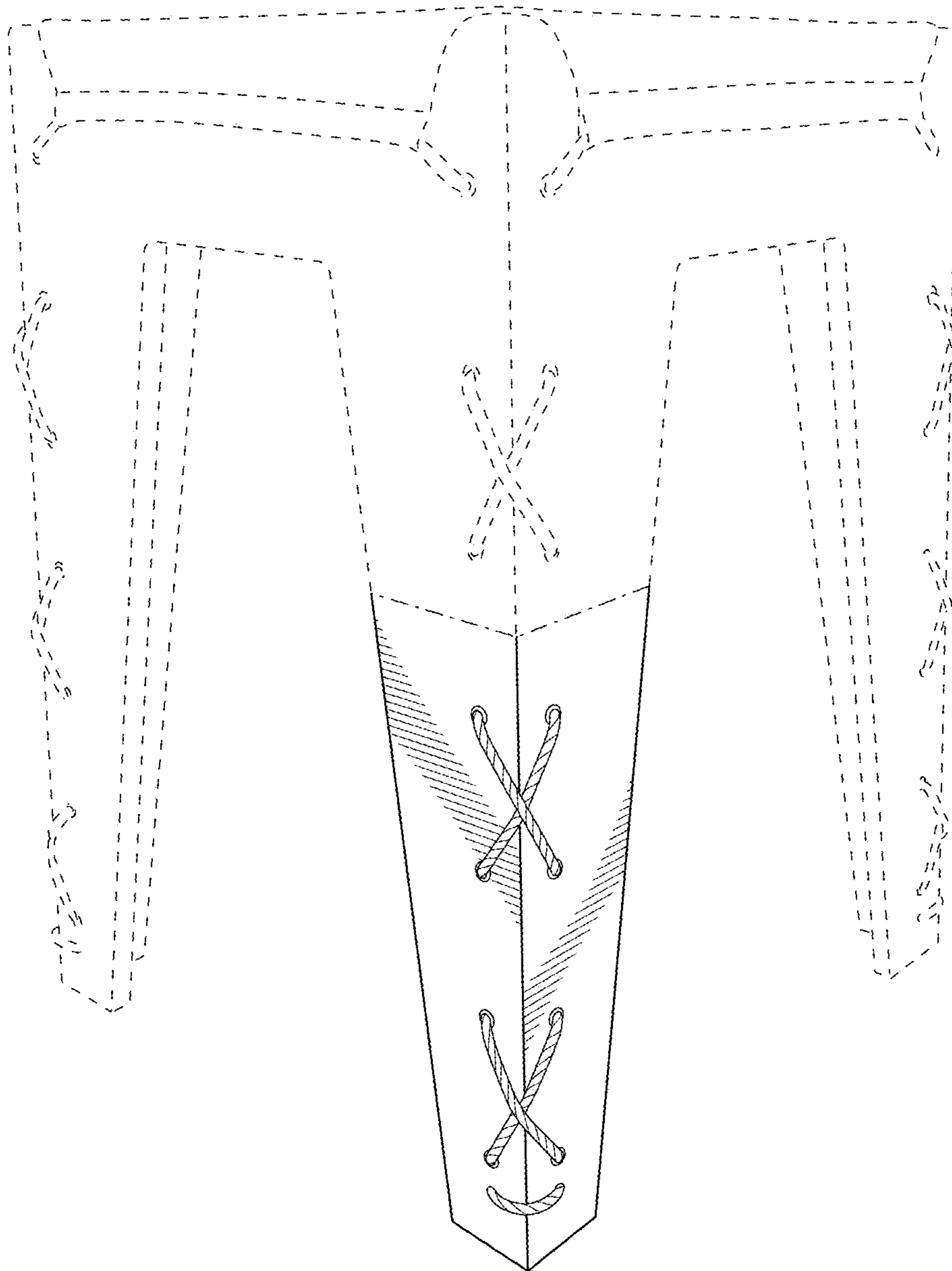


FIG. 1

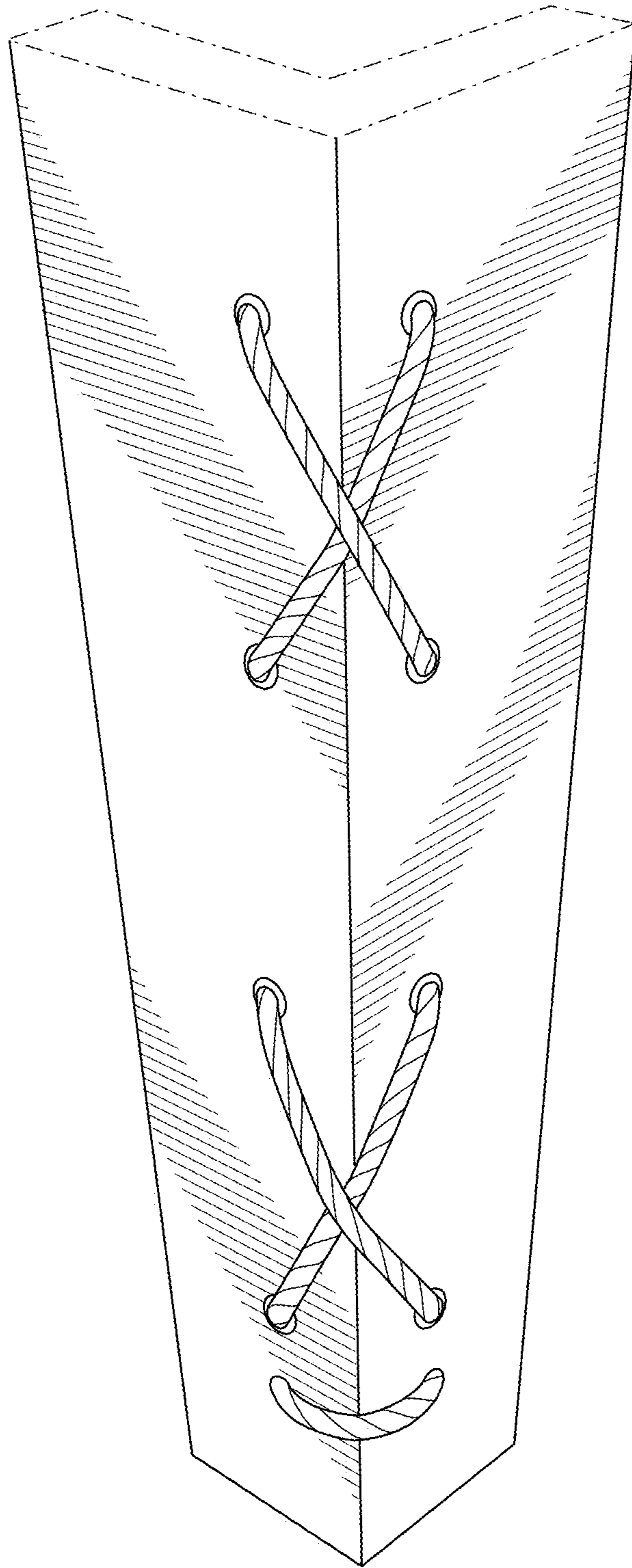


FIG. 2

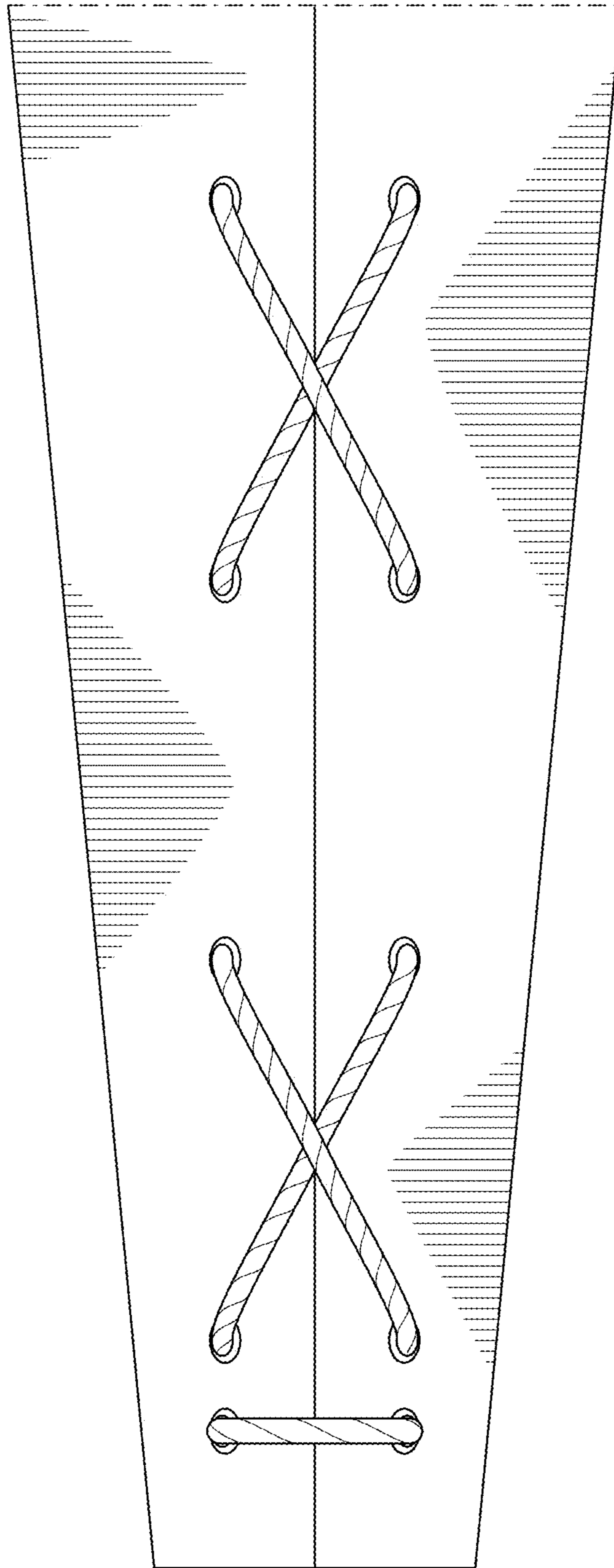


FIG. 3

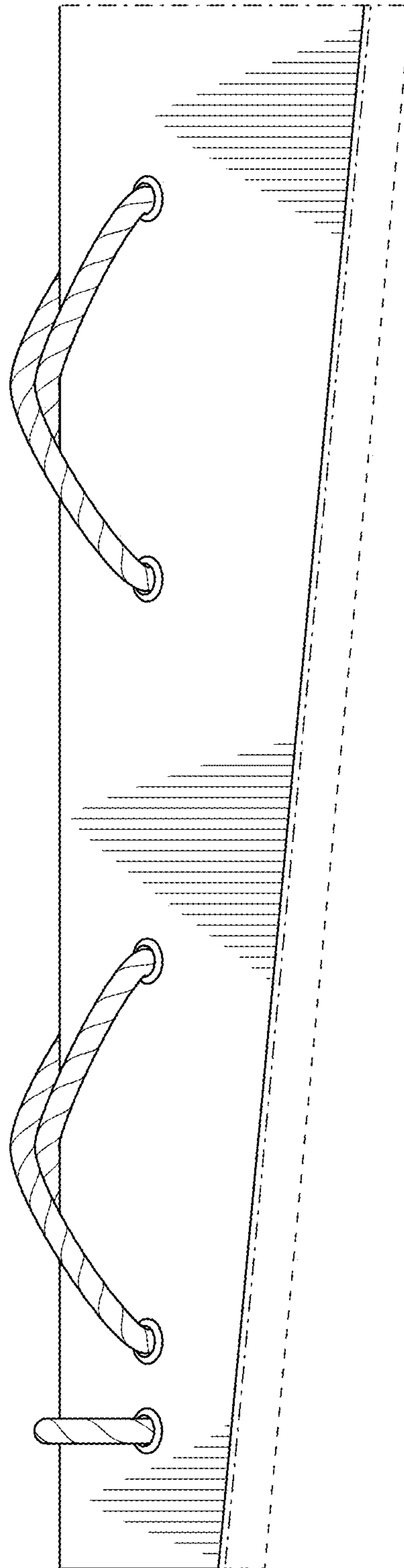


FIG. 4

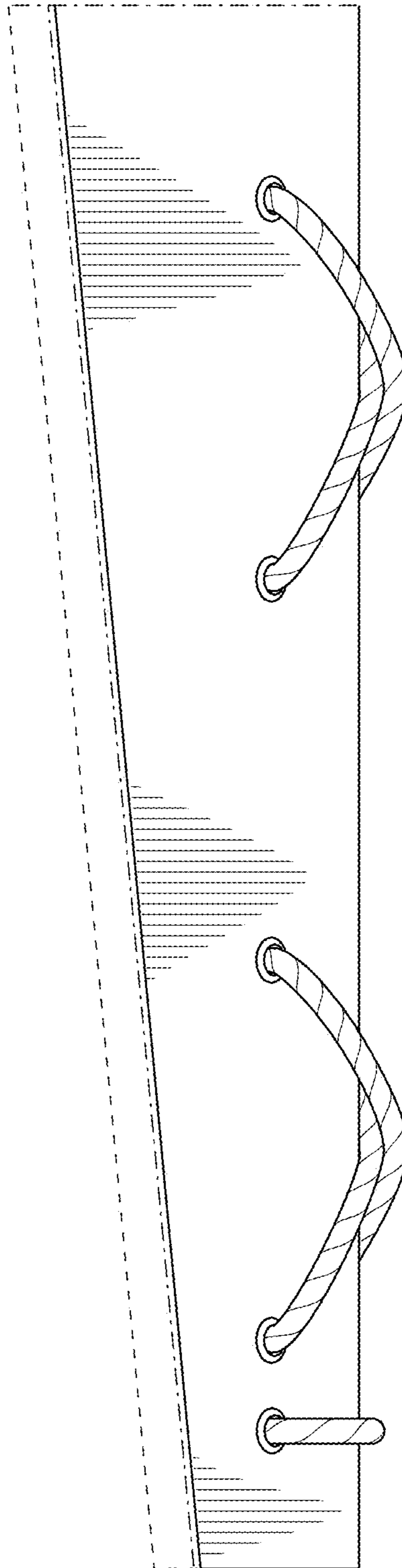


FIG. 5

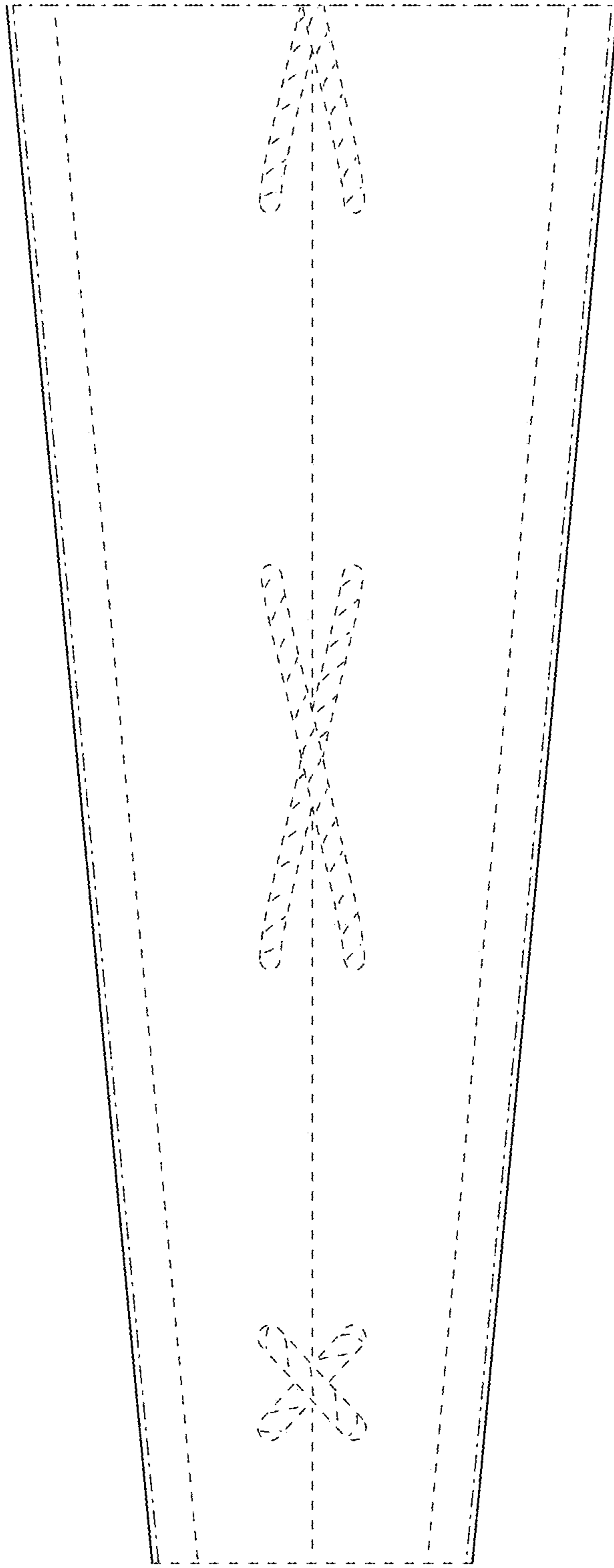


FIG. 6

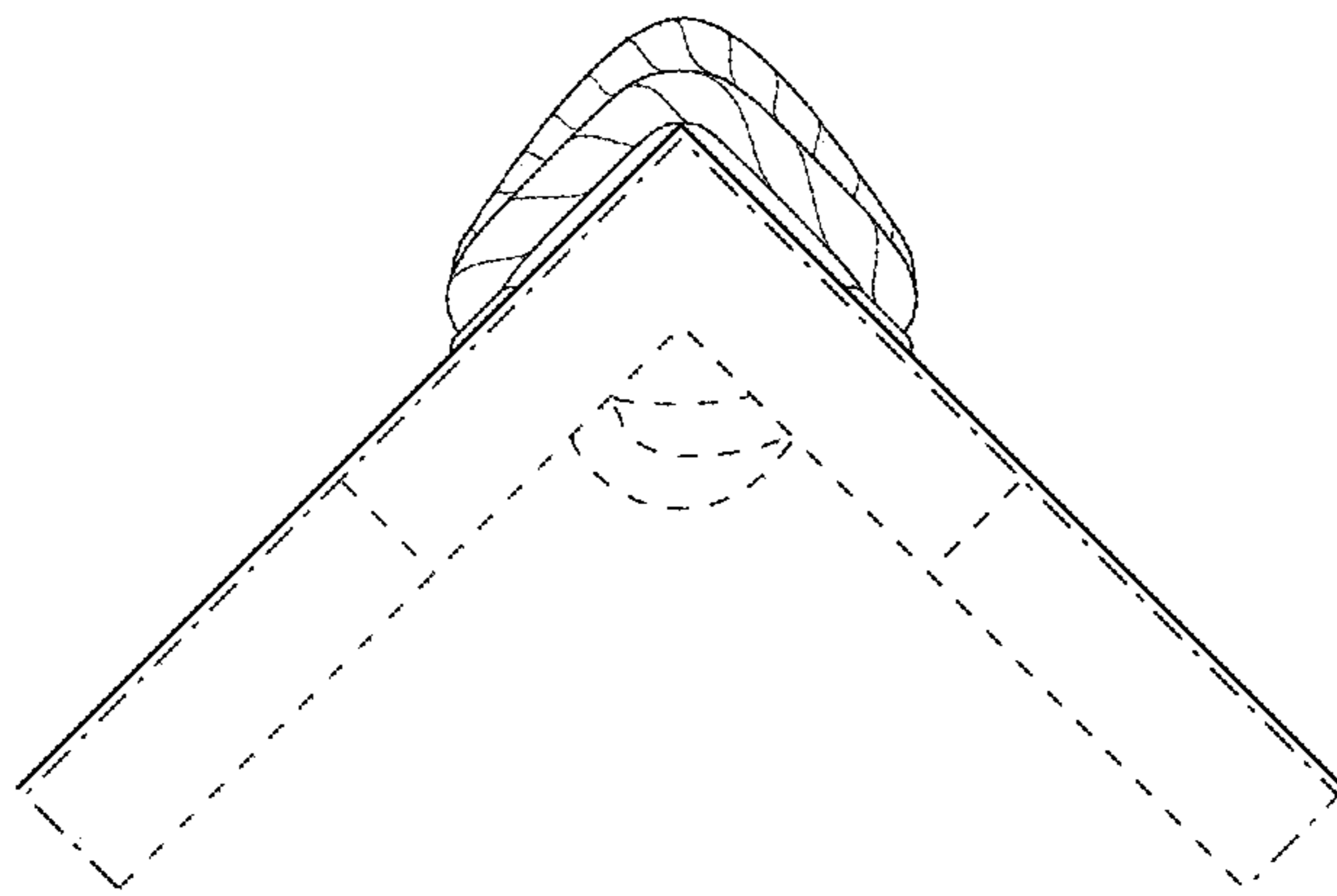


FIG. 7