



US00D895317S

(12) **United States Design Patent** (10) **Patent No.:** **US D895,317 S**
Fortney (45) **Date of Patent:** **** Sep. 8, 2020**

(54) **HOLDER FOR TAPE ROLLS**
(71) Applicant: **Donald Eric Fortney**, Jackson, WI (US)
(72) Inventor: **Donald Eric Fortney**, Jackson, WI (US)
(**) Term: **15 Years**
(21) Appl. No.: **29/677,517**
(22) Filed: **Jan. 22, 2019**
(51) **LOC (12) Cl.** **20-02**
(52) **U.S. Cl.**
USPC **D6/518**
(58) **Field of Classification Search**
USPC D6/518; D25/68; D26/3; D24/216, 190, D24/200; D23/259; D1/126, 130; D13/153-154; 482/106, 108, 126; D8/70, 71, 80, 107, 303; D21/662, 680, D21/691, 694, 756, 679; D19/69
CPC F02B 77/085; F16J 15/064; F16J 15/10; F16L 9/02; A61J 1/00; A61J 1/05; B21C 37/14; C09J 2201/20; B65H 16/02; B65H 49/205; B65H 49/327; B65H 75/10; B65H 54/54
See application file for complete search history.

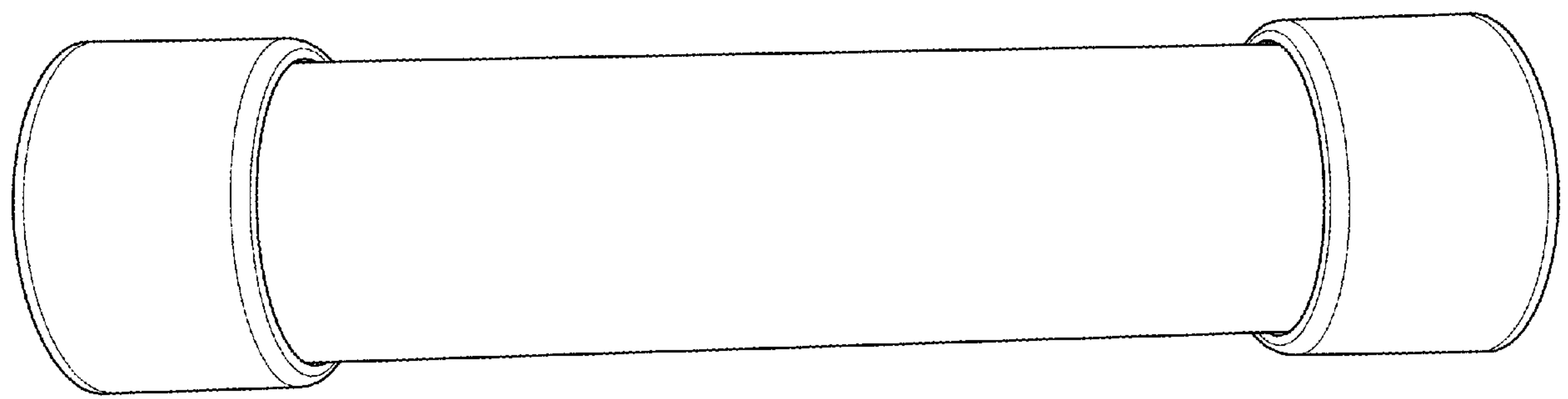
D615,605 S * 5/2010 Frasco D21/682
D639,442 S * 6/2011 Chandler A45D 44/22
D24/190
D683,560 S * 6/2013 Goldberg D6/518
D718,597 S * 12/2014 Moreau D8/71
D820,063 S * 6/2018 Hetrick D8/303
D823,953 S * 7/2018 Kuka D21/680

* cited by examiner
Primary Examiner — Wan Laymon
Assistant Examiner — Mark Booker

(57) **CLAIM**
The ornamental design for a holder for tape rolls, as shown and described.

DESCRIPTION
FIG. 1 is a side view of a holder for tape rolls showing my new design;
FIG. 2 is a perspective view of the holder for tape rolls of FIG. 1;
FIG. 3 is a top view of the holder for tape rolls of FIG. 1;
FIG. 4 is a perspective view of the holder for tape rolls of FIG. 1 shown with an end cap removed;
FIG. 5 is a top view of the holder for tape rolls of FIG. 1 shown with an end cap removed;
FIG. 6 is a top view of an end cap of the holder for tape rolls of FIG. 1;
FIG. 7 is a bottom view of an end cap of the holder for tape rolls of FIG. 1; and,
FIG. 8 is a perspective view of an end cap of the holder for tape rolls of FIG. 1.

1 Claim, 8 Drawing Sheets






FIG. 1

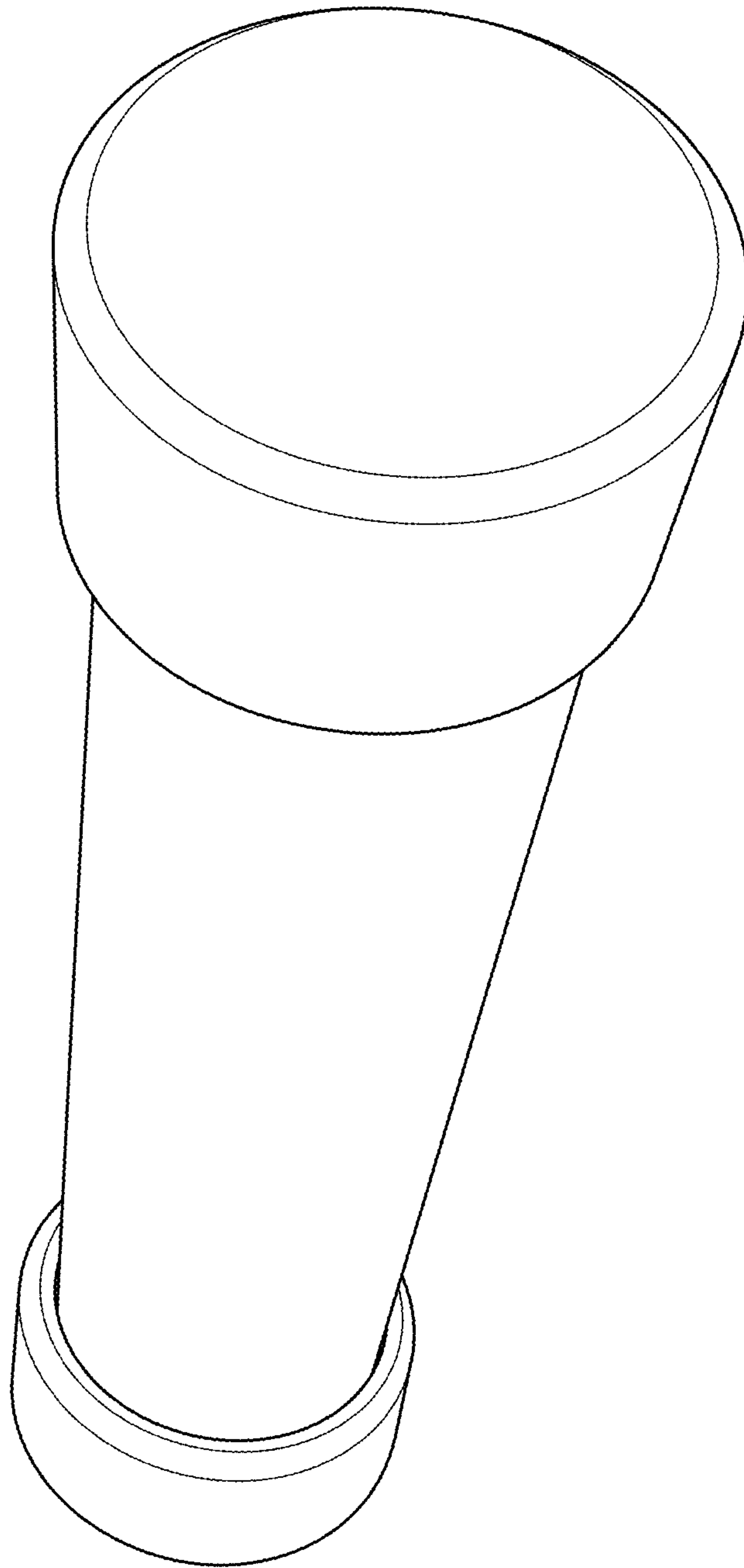


FIG. 2

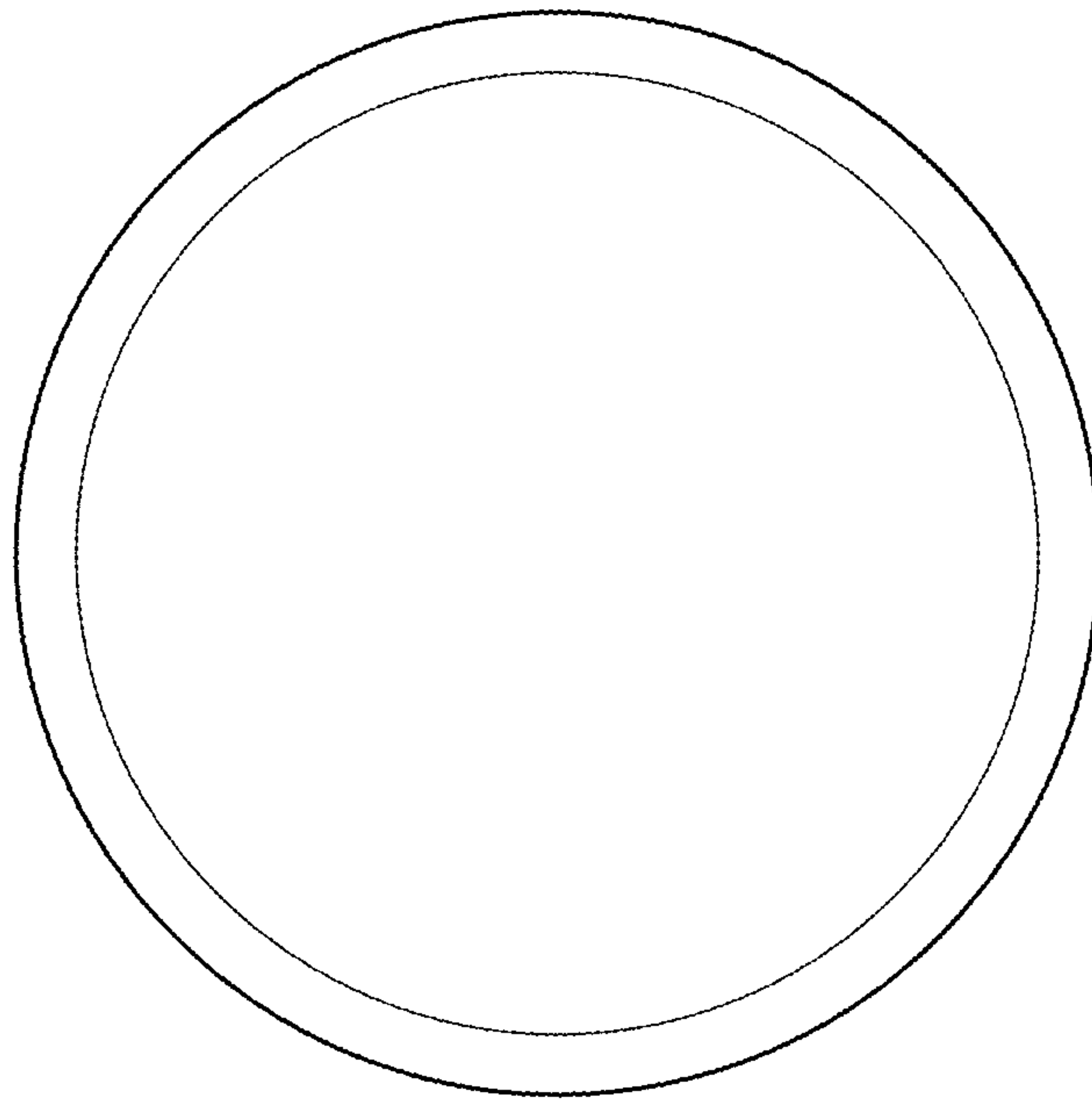


FIG. 3




FIG. 4

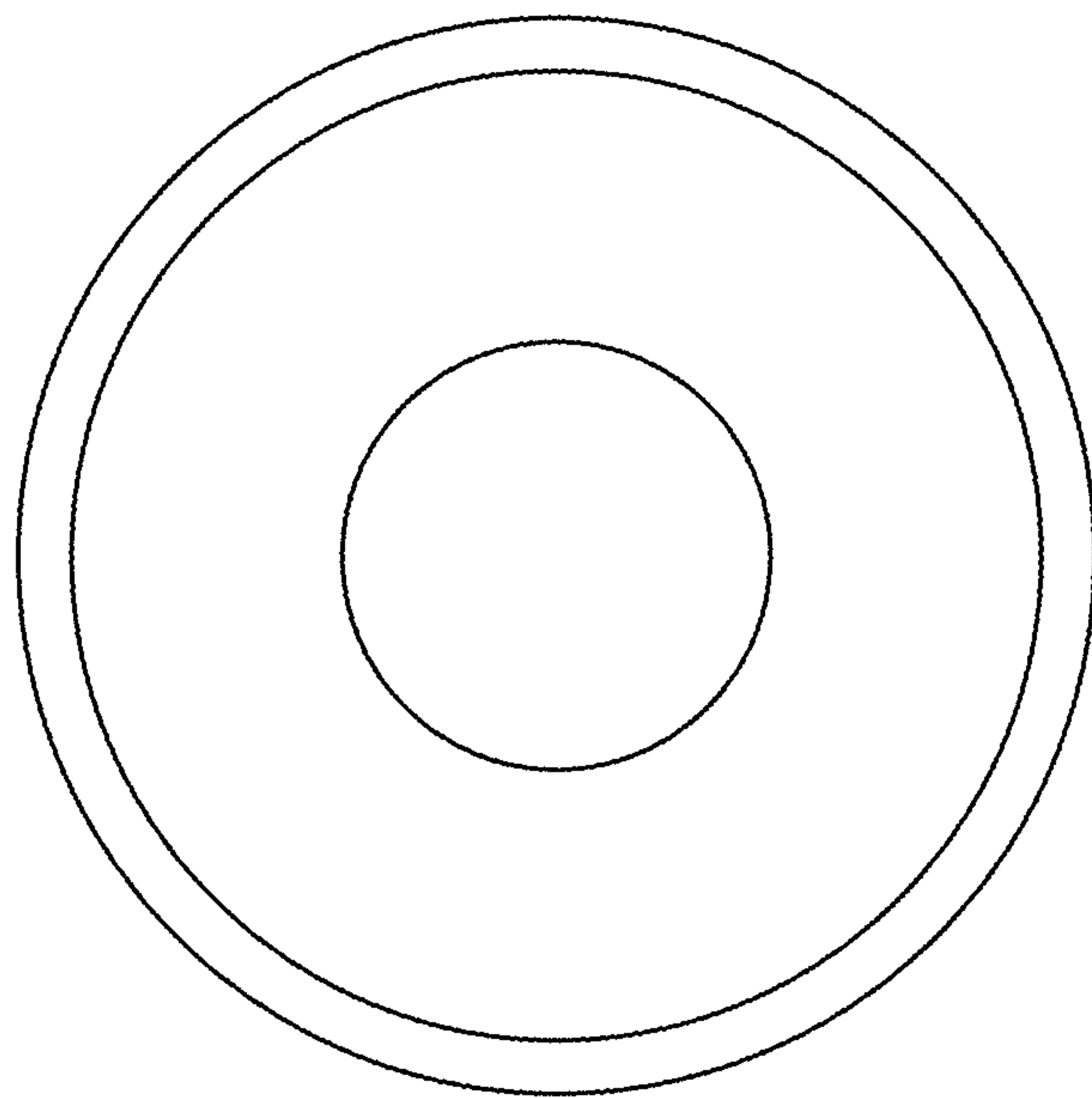


FIG. 5




FIG. 6

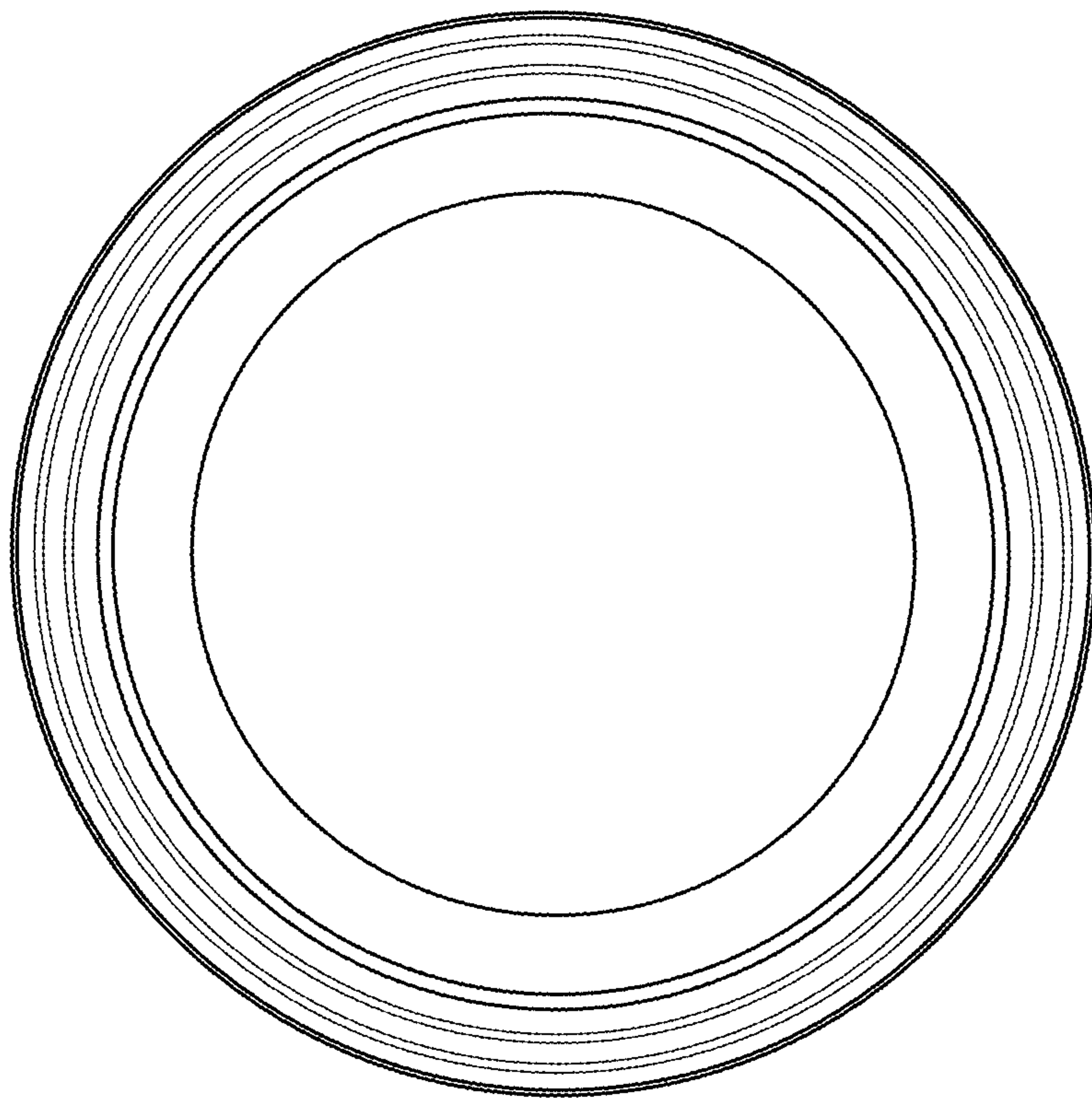


FIG. 7

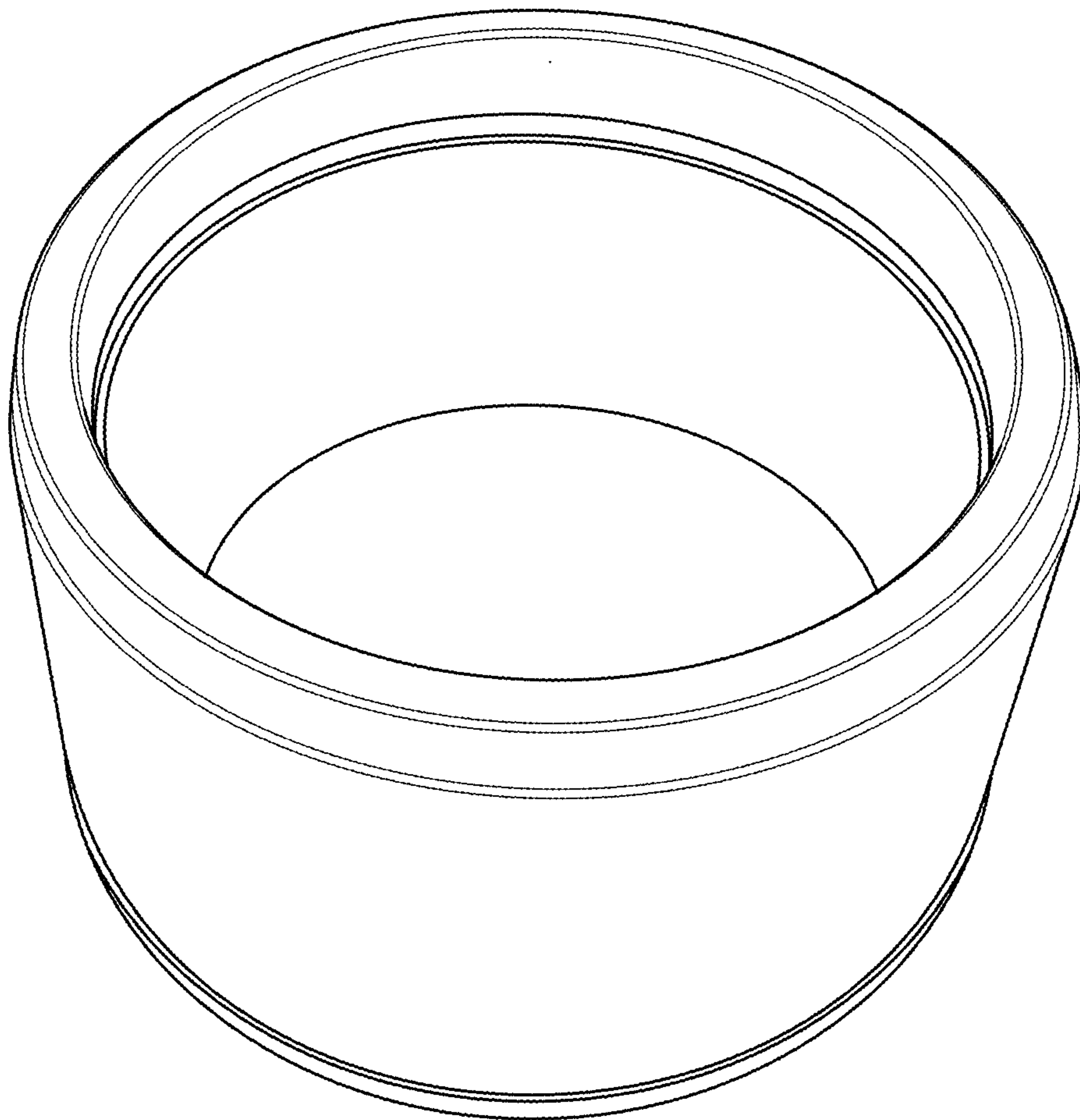


FIG. 8