



US00D895310S

(12) **United States Design Patent**
Nguyen

(10) **Patent No.:** **US D895,310 S**

(45) **Date of Patent:** **** Sep. 8, 2020**

(54) **FRictionAL SEAT BOARD**

(71) Applicant: **John Nguyen**, Marrickville (AU)

(72) Inventor: **John Nguyen**, Marrickville (AU)

(**) Term: **15 Years**

(21) Appl. No.: **29/690,933**

(22) Filed: **May 13, 2019**

(30) **Foreign Application Priority Data**

Nov. 13, 2018 (AU) 201816720

(51) **LOC (12) Cl.** **06-01**

(52) **U.S. Cl.**
USPC **D6/349**

(58) **Field of Classification Search**
USPC D6/334-338, 340-343, 349-353, 355,
D6/364-365, 691-691.9, 692-692.6,
D6/716-716.1; D25/65
CPC A47B 7/00-02; A47C 11/00; A47C 12/00;
A47C 13/00; A47C 16/00; A47C
16/02-04; A47C 9/00-105; A47K 17/02;
A47K 17/028
See application file for complete search history.

(56) **References Cited**

U.S. PATENT DOCUMENTS

- 148,529 A * 3/1874 Volger A47C 16/025
297/423.42
- 2,384,234 A * 9/1945 Breese A47B 85/04
297/2
- 2,839,766 A * 6/1958 Hull A47C 16/00
5/632
- 4,410,214 A * 10/1983 Geschwender A47C 3/04
297/118
- 4,441,758 A * 4/1984 Fleischer A47C 16/025
248/371
- D280,052 S * 8/1985 Hypponen D6/349
- 4,549,767 A * 10/1985 Hampshire A47C 16/025
297/423.46

- 4,678,234 A * 7/1987 Wilson A47C 16/025
297/423.45
- D335,227 S * 5/1993 Lapsker D14/142
- D371,462 S * 7/1996 Grossmith D6/349
- D435,993 S * 1/2001 Johnson D6/601
- 8,403,419 B2 * 3/2013 Damrow A47C 16/02
182/33
- 8,939,872 B2 * 1/2015 Sprague A63B 21/00047
297/423.1
- D745,604 S * 12/2015 Magaudda A47B 23/06
D19/88
- D749,342 S * 2/2016 Escandon D6/682
(Continued)

OTHER PUBLICATIONS

Professional Large Wooden Slant Board. [online] Retrieved Apr. 21, 2020 from URL: <https://www.strong-tek.com/products/professional-large-wooden-slant-board-adjustable-incline-board-and-calf-ankle-stretcher>.*

(Continued)

Primary Examiner — Vy N Koenig
(74) *Attorney, Agent, or Firm* — Innovation Capital Law Group, LLP; Vic Lin

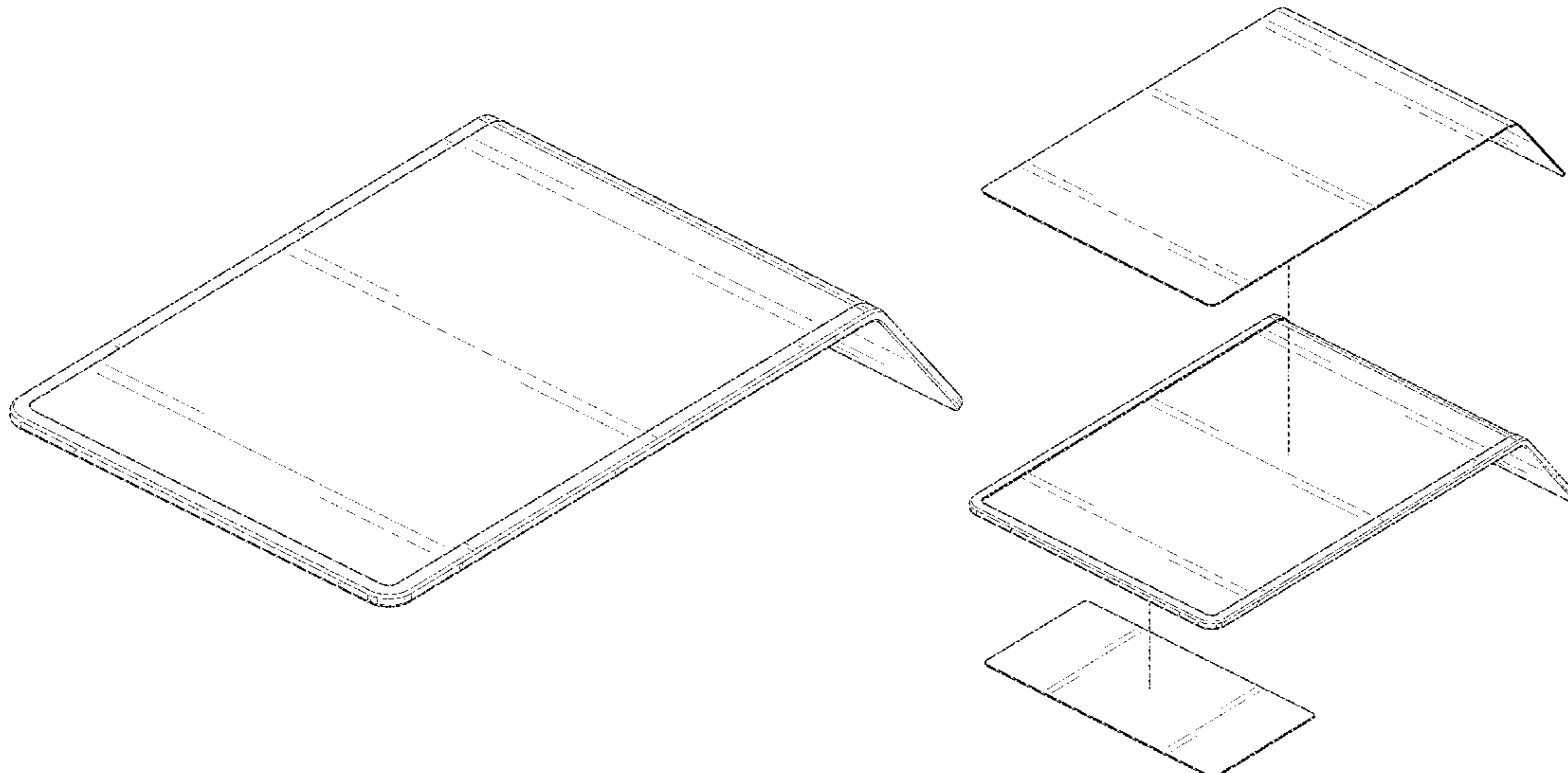
(57) **CLAIM**

The ornamental design for a frictional seat board, as shown and described.

DESCRIPTION

FIG. 1 is a top perspective view of a frictional seat board, showing my new design;
FIG. 2 is a front elevation view thereof;
FIG. 3 is a rear elevation view thereof;
FIG. 4 is a left elevation view thereof;
FIG. 5 is a right elevation view thereof;
FIG. 6 is a top plan view thereof;
FIG. 7 is a bottom plan view thereof; and,
FIG. 8 is a top perspective exploded view thereof.

1 Claim, 6 Drawing Sheets



(56)

References Cited

U.S. PATENT DOCUMENTS

9,693,918 B1 * 7/2017 McCoy A61G 7/0755
9,723,930 B2 * 8/2017 Burch A47C 16/02
10,499,741 B2 * 12/2019 Flancer A47C 16/025
2013/0291304 A1 * 11/2013 Steinberg A47C 21/00
5/503.1

OTHER PUBLICATIONS

Fitterfirst Slant Board. [online] Published on Apr. 6, 2014. Retrieved Apr. 21, 2020 from URL: <https://www.sourceortho.net/fitterfirst-slant-board/>.*

* cited by examiner

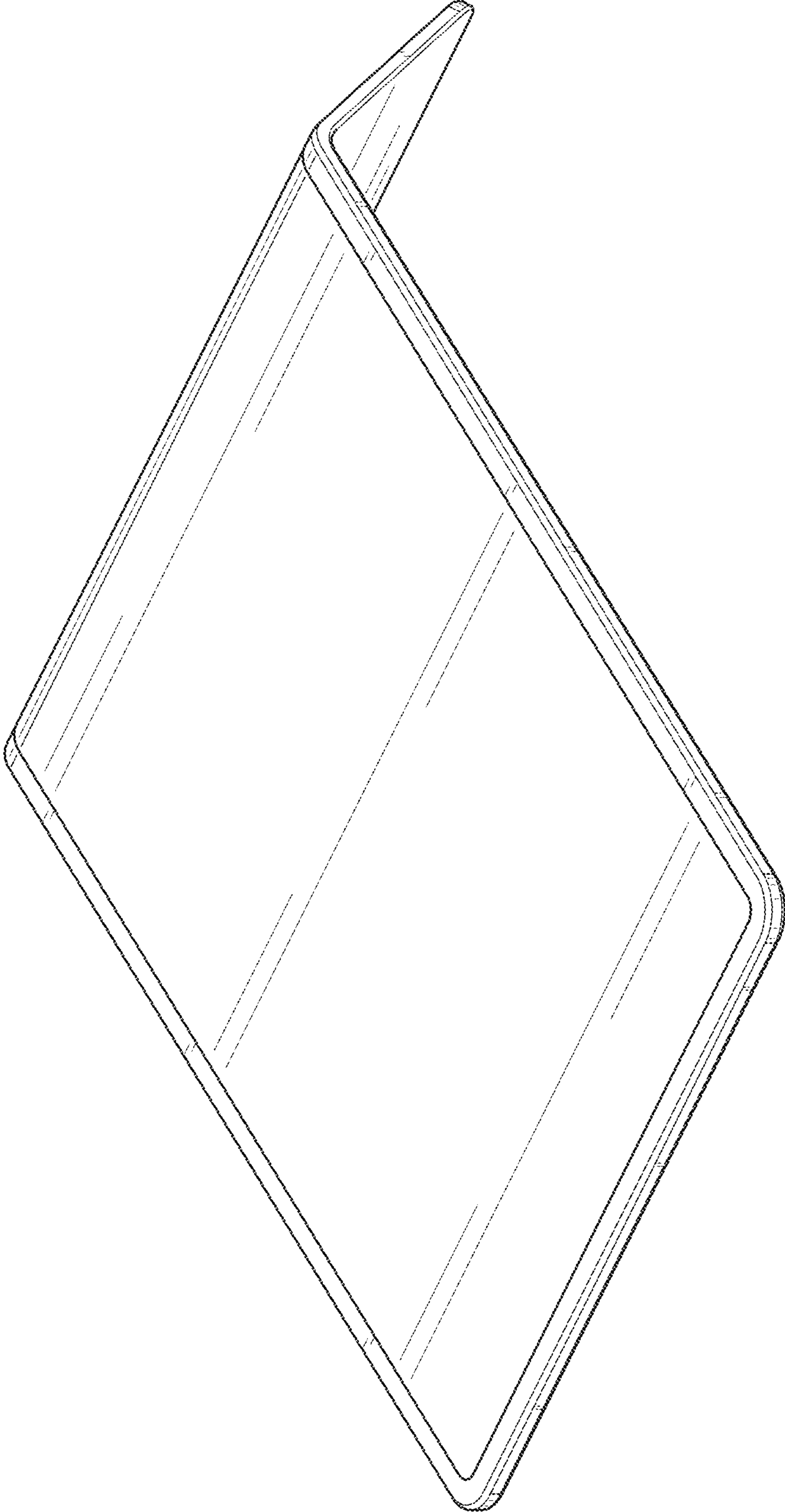


FIG. 1




FIG. 2




FIG. 3




FIG. 4




FIG. 5




FIG. 6




FIG. 7

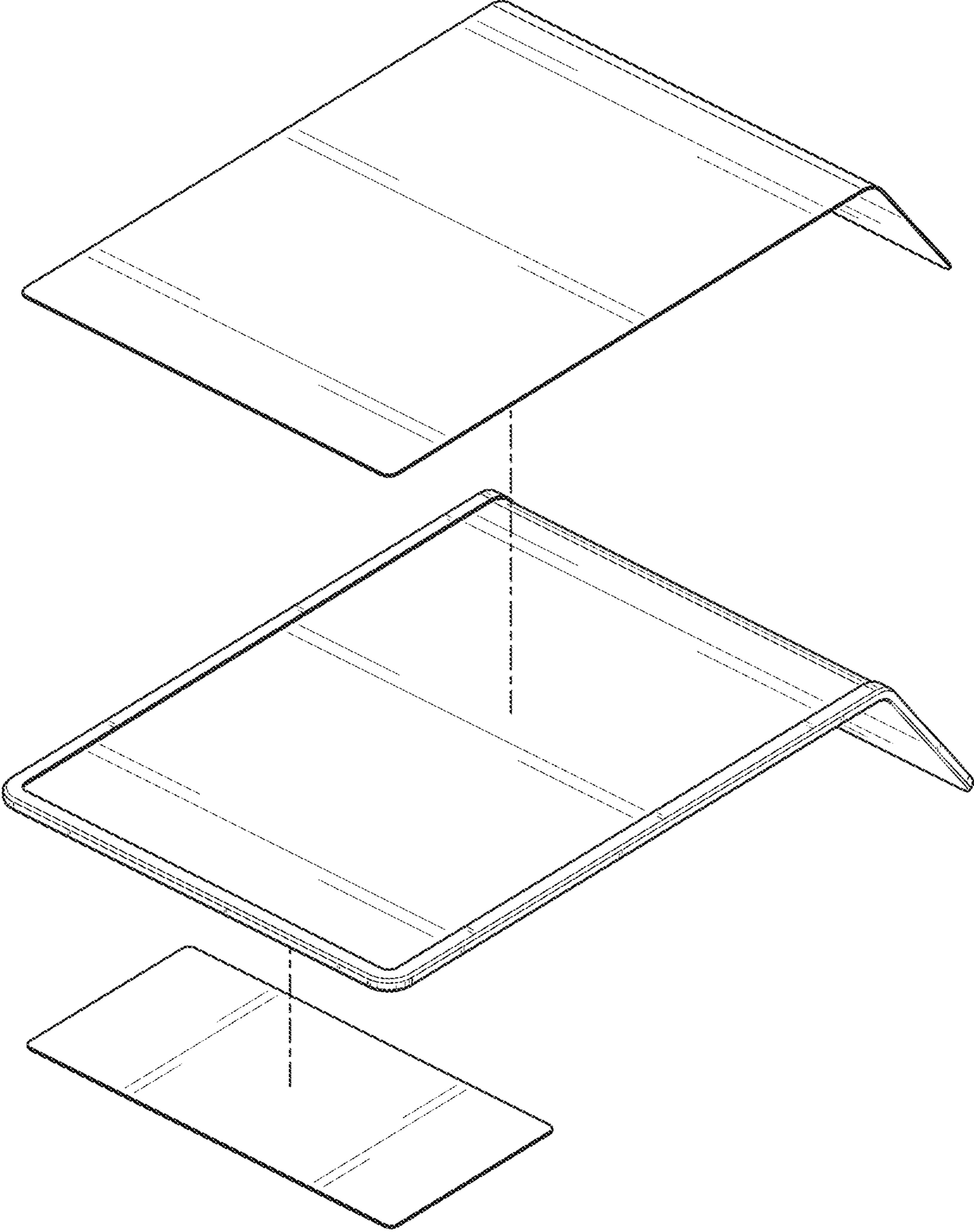


FIG. 8