

US00D895304S

(12) **United States Design Patent**  
**Barloga**

(10) **Patent No.:** **US D895,304 S**

(45) **Date of Patent:** **\*\* Sep. 8, 2020**

- (54) **FRAME**
- (71) Applicant: **Roy Barloga**, San Leandro, CA (US)
- (72) Inventor: **Roy Barloga**, San Leandro, CA (US)
- (\*\*) Term: **15 Years**
- (21) Appl. No.: **29/680,617**
- (22) Filed: **Feb. 18, 2019**
- (51) **LOC (12) Cl.** ..... **06-07**
- (52) **U.S. Cl.**  
USPC ..... **D6/300**
- (58) **Field of Classification Search**  
USPC ..... D6/300, 301, 302, 303, 304, 307, 309,  
D6/310, 311, 312, 313, 314; D8/349,  
D8/354; D11/132, 133; D20/10, 19, 27,  
D20/42  
CPC ..... A47G 1/06; A47G 1/0605; A47G 1/0633;  
A47G 1/0638; A47G 1/0644; A47G 1/08;  
A47G 1/10; A47G 1/14; A47G 1/141;  
A47G 1/142; A47G 1/16; A47G 1/1606;  
A47G 1/1613; A47G 2001/0661; A47G  
2001/0672; A47G 2001/0688; A47G  
2001/148  
See application file for complete search history.

- 5,343,642 A \* 9/1994 Magnusson ..... A47G 1/06  
40/762
  - 6,052,933 A 4/2000 Lytle
  - 6,626,303 B1 9/2003 Moodie
  - 6,688,029 B1 2/2004 Dunn
  - 6,742,295 B2 6/2004 Gross
  - D503,045 S \* 3/2005 Hahn ..... D6/300
  - 6,889,458 B2 5/2005 Copley
- (Continued)

**OTHER PUBLICATIONS**

Barloga Studios—Rope and Steel Hanger [online], [site visited Jun. 17, 2020]. Available from internet, URL:<<https://www.barlogastudios.com/collections/hanging-accessories/products/rope-and-steel-grand-format-hanger>> (Year: 2020).\*

(Continued)

*Primary Examiner* — Cynthia Ramirez  
*Assistant Examiner* — Xavier Marti-Santos  
(74) *Attorney, Agent, or Firm* — Adams Law Office;  
Sharon Adams


(57) **CLAIM**

The ornamental design for a frame, as shown and described.

**DESCRIPTION**

FIG. 1 is a front elevational view of a frame showing my new design;  
FIG. 2 is a rear elevational view thereof;  
FIG. 3 is front elevational view thereof;  
FIG. 4 is rear elevational view thereof;  
FIG. 5 is side elevational view thereof;  
FIG. 6 is a top plan view thereof; and,  
FIG. 7 is a bottom plan view thereof.  
The broken lines in FIGS. 1 and 2 are to show environment and form no part of the claimed design. The additional broken lines shown in FIGS. 2-7 are to show portions of the frame, which form no part of the claimed design.

**1 Claim, 6 Drawing Sheets**



(56)

**References Cited**

U.S. PATENT DOCUMENTS

7,748,152 B2 \* 7/2010 Reinold ..... A47G 1/06  
40/711  
8,397,411 B2 3/2013 Russo et al.  
9,462,899 B2 10/2016 Bell  
10,039,394 B2 \* 8/2018 Pyle ..... A47G 1/1653  
2003/0121193 A1 7/2003 Kim  
2007/0193090 A1 8/2007 Rice


OTHER PUBLICATIONS

Barloga Studios—6 Print Rope and Steel Display [online], [site visited Jun. 17, 2020]. Available from internet, URL: <<https://www.barlogastudios.com/collections/hanging-accessories/products/6-print-rope-and-steel-display>> (Year: 2020).\*


Barloga Studios—9 Print Leather and Steel Display[online], [site visited Jun. 17, 2020]. Available from internet, URL: <<https://www.barlogastudios.com/collections/hanging-accessories/products/9-print-leather-and-steel-display>> (Year: 2020).\*

Barloga Studios—Frameless Leather and Steel Hangers [online], [site visited Jun. 17, 2020]. Available from internet, URL: <<https://www.barlogastudios.com/collections/hanging-accessories/products/frameless-leather-and-steel-hangers>> (Year: 2020).\*


\* cited by examiner




**FIG. 1**



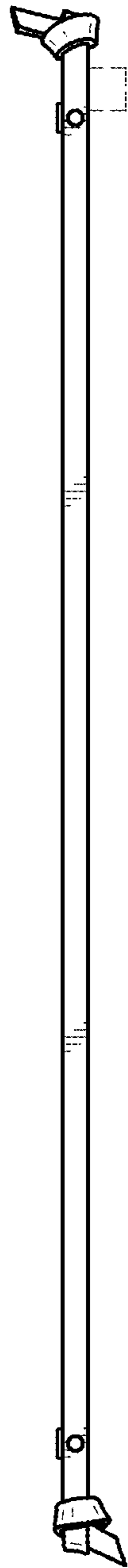
**FIG. 2**




**FIG. 3**



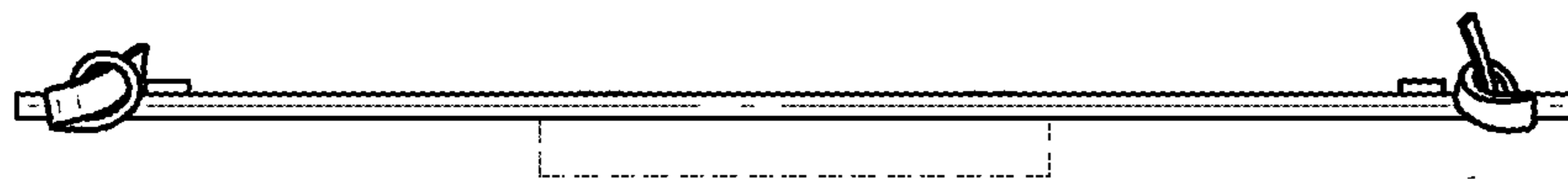
**FIG. 4**



**FIG. 5**



*FIG. 6*



*FIG. 7*